

# 7

## SZCZĘKI MOCUJĄCE
## МОДУЛЬНЫЕ СИСТЕМЫ КРЕПЛЕНИЯ

BISON

**BISON NIEUSTANNIE PRODUKUJE WYSOKIEJ JAKOŚCI SZCZĘKI DO UCHWYTÓW TOKARSKICH - DOSKONALONYCH PRZEZ DZIESIĘCIOLECIA I CENIONYCH ZA ICH JAKOŚĆ.**

- Oferujemy szczęki mocujące do większości uchwytów tokarskich na całym świecie
- Szczęki produkowane przez BISON wykonane są z wysokiej jakości stali i aluminium
- Nasza oferta zawiera szczęki z wpustem i rowkiem oraz z metrycznym jak i z calowym zazębieniem szczęk
- Szlifowane ząbki w szczękach zapewniają dodatkową stabilność i dokładność mocowania obrabianego przedmiotu
- Oprócz standardowego programu szczęk, oferujemy naszym klientom kompleksowe rozwiązania dedykowane do konkretnych zastosowań

**NASZYM GŁÓWNYM CELEM JEST UTRZYMANIE POZYCJI ŚWIATOWEGO LIDERA W DOSTARCZANIU ROZWIĄZAŃ DO PRECYZYJNEJ OBRÓBKI Z NAJLEPSZYM WSPÓŁCZYNNIKIEM CENA/JAKOŚĆ !**

**NASZ DOTYCHCZASOWY PROGRAM ZOSTAŁ POSZERZONY O SZCZĘKI ZAPROJEKTOWANE DO PRACY Z UCHWYTAMI TAKICH PRODUCENTÓW JAK: SCHUNK, FORKARDT, KITAGAWA, MMK-MATSUMOTO, RÖHM, SMW-AUTOBLOK, BERG.**

**BISON ПОСТОЯННО ПРОИЗВОДИТ ВЫСОКОКАЧЕСТВЕННЫЕ КУЛАЧКИ ДЛЯ ТОКАРНЫХ ПАТРОНОВ УСОВЕРШЕНСТВОВАННЫХ В ТЕЧЕНИЕ ДЕСЯТИЛЕТИЙ И УВАЖАЕМЫХ ЗА ИХ КАЧЕСТВО.**

- Предлагаем кулачки для большинства токарных патронов по всему Миру
- Кулачки производимые BISON, изготовлены из высококачественной стали и алюминия
- Наше предложение включает в себя кулачки со шпоночным пазом а также метрической и дюймовой насечкой зубья
- Отшлифованные зубья, кулачков обеспечивают дополнительную стабильность и точность крепления обрабатываемой детали
- Помимо стандартной программы кулачков, предлагаем нашим клиентам комплексные решения, предназначенные для специфических применений.

**НАШЕЙ ГЛАВНОЙ ЦЕЛЬЮ ЯВЛЯЕТСЯ СОХРАНЕНИЕ ПОЗИЦИИ МИРОВОГО ЛИДЕРА В ОБЛАСТИ РЕШЕНИЙ ДЛЯ ТОЧНОЙ ОБРАБОТКИ С ЛУЧШИМ СООТНОШЕНИЕМ ЦЕНА/КАЧЕСТВО !**

**НАША СУЩЕСТВУЮЩАЯ ПРОГРАММА БЫЛА РАСШИРЕНА НА КУЛАЧКИ ПРЕДНАЗНАЧЕННЫЕ ДЛЯ РАБОТЫ С ПАТРОНАМИ ТАКИХ ПРОИЗВОДИТЕЛЕЙ, КАК: SCHUNK, FORKARDT, KITAGAWA, MMK-MATSUMOTO, RÖHM, SMW-AUTOBLOK, BERG.**

**NASZ NOWY PROGRAM SZCZĘK ZNAJDZIESZ NA STRONIE INTERNETOWEJ WWW.MYJAWFINDER.COM**

**НАША НОВАЯ ПРОГРАММА КУЛАЧКОВ НАХОДИТСЯ НА САЙТЕ WWW.MYJAWFINDER.COM**

# SPIS TREŚCI
# СОДЕРЖАНИЕ


## I SZCZĘKI DO UCHWYTÓW SAMOCENTRUJĄCYCH SPIRALNYCH BISON
КУЛАЧКИ ДЛЯ ПАТРОНОВ САМОЦЕНТРИРУЮЩИХ СПИРАЛЬНЫХ BISON 352-363

| TYP SZCZĘK<br>ТИП КУЛАЧКОВ | STRONA<br>СТРАНИЦА |
|---|---|
| SZCZĘKI JEDNOLITE TWARDE<br>КУЛАЧКИ ЦЕЛЬНЫЕ КАЛЕНЫЕ | 352-354 |
| SZCZĘKI JEDNOLITE MIĘKKIE<br>КУЛАЧКИ МЯГКИЕ ЦЕЛЬНЫЕ | 355 |
| SZCZĘKI GÓRNE TWARDE<br>КУЛАЧКИ КАЛЕНЫЕ НАКЛАДНЫЕ | 356-357 |
| SZCZĘKI GÓRNE MIĘKKIE<br>КУЛАЧКИ МЯГКИЕ НАКЛАДНЫЕ (СЫРЫЕ) | 358 |
| SZCZĘKI PODSTAWOWE<br>КУЛАЧКИ ОСНОВНЫЕ (РЕЙКИ) | 359-360 |
| SZCZĘKI DZIELONE TWARDE<br>КУЛАЧКИ СБОРНЫЕ КАЛЕНЫЕ | 361-362 |
| SZCZĘKI DZIELONE MIĘKKIE<br>КУЛАЧКИ СБОРНЫЕ МЯГКИЕ | 363 |

## II SZCZĘKI DO UCHWYTÓW SAMOCENTRUJĄCYCH SPIRALNYCH CT BISON
КУЛАЧКИ ДЛЯ ПАТРОНОВ САМОЦЕНТРИРУЮЩИХ СПИРАЛЬНЫХ CT BISON 364-365

| TYP SZCZĘK<br>ТИП КУЛАЧКОВ | STRONA<br>СТРАНИЦА |
|---|---|
| SZCZĘKI JEDNOLITE TWARDE<br>КУЛАЧКИ ЦЕЛЬНЫЕ КАЛЕНЫЕ | 364 |
| SZCZĘKI JEDNOLITE MIĘKKIE<br>КУЛАЧКИ МЯГКИЕ ЦЕЛЬНЫЕ | 364 |
| SZCZĘKI PODSTAWOWE<br>КУЛАЧКИ ОСНОВНЫЕ (РЕЙКИ) | 365 |

## III SZCZĘKI DO UCHWYTÓW Z PODWÓJNYMI PROWADNICAMI BISON
КУЛАЧКИ ДЛЯ ПАТРОНОВ С ДВОЙНЫМИ НАПРАВЛЯЮЩИМИ BISON 366-368

| TYP SZCZĘK<br>ТИП КУЛАЧКОВ | STRONA<br>СТРАНИЦА |
|---|---|
| SZCZĘKI JEDNOLITE TWARDE<br>КУЛАЧКИ ЦЕЛЬНЫЕ КАЛЕНЫЕ | 366 |
| SZCZĘKI JEDNOLITE MIĘKKIE<br>КУЛАЧКИ МЯГКИЕ ЦЕЛЬНЫЕ | 367 |
| SZCZĘKI PODSTAWOWE<br>КУЛАЧКИ ОСНОВНЫЕ (РЕЙКИ) | 368 |

## IV SZCZĘKI DO UCHWYTÓW RÖHM ZG/ZGU-ZS/ZSU
КУЛАЧКИ ДЛЯ ПАТРОНОВ RÖHM ZG/ZGU-ZS/ZSU 369-372

| TYP SZCZĘK<br>ТИП КУЛАЧКОВ | STRONA<br>СТРАНИЦА |
|---|---|
| SZCZĘKI JEDNOLITE TWARDE<br>КУЛАЧКИ ЦЕЛЬНЫЕ КАЛЕНЫЕ | 369 |
| SZCZĘKI JEDNOLITE MIĘKKIE<br>КУЛАЧКИ МЯГКИЕ ЦЕЛЬНЫЕ | 370 |
| SZCZĘKI GÓRNE TWARDE<br>КУЛАЧКИ КАЛЕНЫЕ НАКЛАДНЫЕ | 371 |
| SZCZĘKI GÓRNE MIĘKKIE<br>КУЛАЧКИ МЯГКИЕ НАКЛАДНЫЕ (СЫРЫЕ) | 371 |
| SZCZĘKI PODSTAWOWE<br>КУЛАЧКИ ОСНОВНЫЕ (РЕЙКИ) | 372 |

## V SZCZĘKI DO UCHWYTÓW SAMOCENTRUJĄCYCH ZĘBATKOWYCH BISON
КУЛАЧКИ ДЛЯ ПАТРОНОВ САМОЦЕНТРИРУЮЩИХ КЛИНОРЕЕЧНЫХ BISON 373-376

| TYP SZCZĘK<br>ТИП КУЛАЧКОВ | STRONA<br>СТРАНИЦА |
|---|---|
| SZCZĘKI JEDNOLITE TWARDE<br>КУЛАЧКИ ЦЕЛЬНЫЕ КАЛЕНЫЕ | 373 |
| SZCZĘKI GÓRNE TWARDE<br>КУЛАЧКИ КАЛЕНЫЕ НАКЛАДНЫЕ | 373 |
| SZCZĘKI GÓRNE MIĘKKIE<br>КУЛАЧКИ МЯГКИЕ НАКЛАДНЫЕ (СЫРЫЕ) | 374 |
| SZCZĘKI PODSTAWOWE<br>КУЛАЧКИ ОСНОВНЫЕ (РЕЙКИ) | 375 |
| SZCZĘKI DZIELONE TWARDE<br>КУЛАЧКИ СБОРНЫЕ КАЛЕНЫЕ | 376 |
| SZCZĘKI DZIELONE MIĘKKIE<br>КУЛАЧКИ СБОРНЫЕ МЯГКИЕ | 376 |

SZCZĘKI DO UCHWYTÓW SCHUNK, RÖHM, SMW-AUTOBLOK I FORKARDT DOSTĘPNE W ROZDZIALE C
КУЛАЧКИ ДЛЯ ПАТРОНОВ SCHUNK, RÖHM, SMW-AUTOBLOK И FORKARDT ДОСТУПНЫЕ В РАЗДЕЛЕ C

## VI SZCZĘKI DO UCHWYTÓW KOMBINOWANYCH BISON
КУЛАЧКИ ДЛЯ ПАТРОНОВ КОМБИНИРОВАННЫХ BISON 377-378

| TYP SZCZĘK<br>ТИП КУЛАЧКОВ | STRONA<br>СТРАНИЦА |
|---|---|
| SZCZĘKI JEDNOLITE TWARDE<br>КУЛАЧКИ ЦЕЛЬНЫЕ КАЛЕНЫЕ | 377 |
| SZCZĘKI JEDNOLITE MIĘKKIE<br>КУЛАЧКИ МЯГКИЕ ЦЕЛЬНЫЕ | 378 |
| SZCZĘKI PODSTAWOWE<br>КУЛАЧКИ ОСНОВНЫЕ (РЕЙКИ) | 378 |

## VII SZCZĘKI DO UCHWYTÓW Z NIEZALEŻNYM NASTAWIENIEM SZCZĘK BISON
КУЛАЧКИ ДЛЯ ПАТРОНОВ С НЕЗАВИСИМЫМ ПЕРЕМЕЩЕНИЕМ КУЛАЧКОВ BISON 379-387

| TYP SZCZĘK<br>ТИП КУЛАЧКОВ | STRONA<br>СТРАНИЦА |
|---|---|
| SZCZĘKI JEDNOLITE TWARDE<br>КУЛАЧКИ ЦЕЛЬНЫЕ КАЛЕНЫЕ | 379 |
| SZCZĘKI JEDNOLITE MIĘKKIE<br>КУЛАЧКИ МЯГКИЕ ЦЕЛЬНЫЕ | 380 |
| SZCZĘKI GÓRNE TWARDE<br>КУЛАЧКИ КАЛЕНЫЕ НАКЛАДНЫЕ | 380-382 |
| SZCZĘKI GÓRNE MIĘKKIE<br>КУЛАЧКИ МЯГКИЕ НАКЛАДНЫЕ (СЫРЫЕ) | 383 |
| SZCZĘKI PODSTAWOWE<br>КУЛАЧКИ ОСНОВНЫЕ (РЕЙКИ) | 384-385 |
| SZCZĘKI DZIELONE MIĘKKIE<br>КУЛАЧКИ СБОРНЫЕ МЯГКИЕ | 386 |
| SZCZĘKI DZIELONE TWARDE<br>КУЛАЧКИ СБОРНЫЕ КАЛЕНЫЕ | 386-387 |

# SPIS TREŚCI
# СОДЕРЖАНИЕ



## VII SZCZĘKI DO UCHWYTÓW Z MOCOWANIEM MECHANICZNYM BISON / КУЛАЧКИ ДЛЯ ТОКАРНЫХ ПАТРОНОВ С МЕХАНИЧЕСКИМ ЗАЖИМОМ BISON 388-401

### SZCZĘKI GÓRNE TWARDE • КУЛАЧКИ КАЛЕНЫЕ НАКЛАДНЫЕ 388-391

| | OPIS<br>ОПИСАНИЕ | WIELKOŚĆ KĄTA ZĄBKÓW<br>ЗУБЧАТОЕ СОЕДИНЕНИЕ | MATERIAŁ<br>МАТЕРИАЛ | STRONA<br>СТРАНИЦА |
|---|---|---|---|---|
| S | DO 2405-K<br>ДЛЯ ТИПА 2405-K | METRYCZNA • 60°<br>МЕТРИЧЕСКОЕ • 60° | STAL<br>СТАЛЬ | 388 |
| S | DO 2405<br>ДЛЯ ТИПА 2405 | CALOWA • 90°<br>ДЮЙМОВОЕ • 90° | STAL<br>СТАЛЬ | 388 |
| S | DO 2605-K<br>ДЛЯ ТИПА 2605-K | METRYCZNA • 60°<br>МЕТРИЧЕСКОЕ • 60° | STAL<br>СТАЛЬ | 389 |
| S | DO 2605<br>ДЛЯ ТИПА 2605 | CALOWA • 90°<br>ДЮЙМОВОЕ • 90° | STAL<br>СТАЛЬ | 389 |
| S | DO 2409<br>ДЛЯ ТИПА 2409 | CALOWA • 90°<br>ДЮЙМОВОЕ • 90° | STAL<br>СТАЛЬ | 390 |
| S | DO 2488<br>ДЛЯ ТИПА 2488 | CALOWA • 90°<br>ДЮЙМОВОЕ • 90° | STAL<br>СТАЛЬ | 391 |

### SZCZĘKI GÓRNE MIĘKKIE • КУЛАЧКИ МЯГКИЕ НАКЛАДНЫЕ (СЫРЫЕ) 392-397

| | OPIS<br>ОПИСАНИЕ | WIELKOŚĆ KĄTA ZĄBKÓW<br>ЗУБЧАТОЕ СОЕДИНЕНИЕ | MATERIAŁ<br>МАТЕРИАЛ | STRONA<br>СТРАНИЦА |
|---|---|---|---|---|
| S | DO 2105-K<br>ДЛЯ ТИПА 2105-K | METRYCZNA • 60°<br>МЕТРИЧЕСКОЕ • 60° | STAL<br>СТАЛЬ | 392 |
| S | DO 2105<br>ДЛЯ ТИПА 2105 | CALOWA • 90°<br>ДЮЙМОВОЕ • 90° | STAL<br>СТАЛЬ | 392 |
| S | DO 2405-K<br>ДЛЯ ТИПА 2405-K | METRYCZNA • 60°<br>МЕТРИЧЕСКОЕ • 60° | STAL<br>СТАЛЬ | 393 |
| S | DO 2405<br>ДЛЯ ТИПА 2405 | CALOWA • 90°<br>ДЮЙМОВОЕ • 90° | STAL<br>СТАЛЬ | 394 |
| S | DO 2605-K<br>ДЛЯ ТИПА 2605-K | METRYCZNA • 60°<br>МЕТРИЧЕСКОЕ • 60° | STAL<br>СТАЛЬ | 395 |
| S | DO 2605<br>ДЛЯ ТИПА 2605 | CALOWA • 90°<br>ДЮЙМОВОЕ • 90° | STAL<br>СТАЛЬ | 396 |
| S | DO 2409<br>ДЛЯ ТИПА 2409 | CALOWA • 90°<br>ДЮЙМОВОЕ • 90° | STAL<br>СТАЛЬ | 397 |
| S | DO 2488<br>ДЛЯ ТИПА 2488 | CALOWA • 90°<br>ДЮЙМОВОЕ • 90° | STAL<br>СТАЛЬ | 397 |

### SZCZĘKI CHWYTAKOWE • КУЛАЧКИ ЗУБЧАТЫЕ 398-401

| | OPIS<br>ОПИСАНИЕ | WIELKOŚĆ KĄTA ZĄBKÓW<br>ЗУБЧАТОЕ СОЕДИНЕНИЕ | MATERIAŁ<br>МАТЕРИАЛ | STRONA<br>СТРАНИЦА |
|---|---|---|---|---|
| S | DO 2105-K<br>ДЛЯ ТИПА 2105-K | METRYCZNA • 60°<br>МЕТРИЧЕСКОЕ • 60° | STAL<br>СТАЛЬ | 398-399 |
| S | DO 2105<br>ДЛЯ ТИПА 2105 | CALOWA • 90°<br>ДЮЙМОВОЕ • 90° | STAL<br>СТАЛЬ | 400-401 |

## VIII SZCZĘKI GÓRNE MIĘKKIE / КУЛАЧКИ МЯГКИЕ НАКЛАДНЫЕ (СЫРЫЕ) 402-431

### SZCZĘKI GÓRNE MIĘKKIE • КУЛАЧКИ МЯГКИЕ НАКЛАДНЫЕ (СЫРЫЕ) 402-421

| | WIELKOŚĆ KĄTA ZĄBKÓW / ЗУБЧАТОЕ СОЕДИНЕНИЕ | MATERIAŁ / МАТЕРИАЛ | STRONA / СТРАНИЦА |
|---|---|---|---|
| S | METRYCZNA • 60° / МЕТРИЧЕСКОЕ • 60° | STAL / СТАЛЬ | 402-405 |
| A | | ALUMINIUM / АЛЮМИНИЙ | 406-407 |
| S | CALOWA • 90° / ДЮЙМОВОЕ • 90° | STAL / СТАЛЬ | 408-411 |
| A | | ALUMINIUM / АЛЮМИНИЙ | 412-413 |
| S | Z WPUSTEM I ROWKIEM / С СИСТЕМОЙ ПАЗ-ШПОНКА | STAL / СТАЛЬ | 414-419 |
| A | | ALUMINIUM / АЛЮМИНИЙ | 420-421 |

### SZCZĘKI GÓRNE MIĘKKIE BEZ OTWORÓW • КУЛАЧКИ МЯГКИЕ НЕОБРАБОТАННЫЕ НАКЛАДНЫЕ 422-425

| | WIELKOŚĆ KĄTA ZĄBKÓW / ЗУБЧАТОЕ СОЕДИНЕНИЕ | MATERIAŁ / МАТЕРИАЛ | STRONA / СТРАНИЦА |
|---|---|---|---|
| S | METRYCZNA • 60° / МЕТРИЧЕСКОЕ • 60° | STAL / СТАЛЬ | 422-423 |
| S | CALOWA • 90° / ДЮЙМОВОЕ • 90° | STAL / СТАЛЬ | 424-425 |

### SZCZĘKI MIĘKKIE Z PEŁNYM CHWYTEM • КУЛАЧКИ МЯГКИЕ СЕГМЕНТНЫЕ НАКЛАДНЫЕ 426-431

| | WIELKOŚĆ KĄTA ZĄBKÓW / ЗУБЧАТОЕ СОЕДИНЕНИЕ | MATERIAŁ / МАТЕРИАЛ | STRONA / СТРАНИЦА |
|---|---|---|---|
| S | METRYCZNA • 60° / МЕТРИЧЕСКОЕ • 60° | STAL / СТАЛЬ | 426-427 |
| A | | ALUMINIUM / АЛЮМИНИЙ | 426-427 |
| S | CALOWA • 90° / ДЮЙМОВОЕ • 90° | STAL / СТАЛЬ | 428-429 |
| A | | ALUMINIUM / АЛЮМИНИЙ | 428-429 |
| S | Z WPUSTEM I ROWKIEM / С СИСТЕМОЙ ПАЗ-ШПОНКА | STAL / СТАЛЬ | 430-431 |
| A | | ALUMINIUM / АЛЮМИНИЙ | 430-431 |

## IX SZCZĘKI GÓRNE TWARDE / КУЛАЧКИ КАЛЕНЫЕ НАКЛАДНЫЕ 432-485

### SZCZĘKI GÓRNE TWARDE • КУЛАЧКИ КАЛЕНЫЕ НАКЛАДНЫЕ 432-437

| | WIELKOŚĆ KĄTA ZĄBKÓW / ЗУБЧАТОЕ СОЕДИНЕНИЕ | MATERIAŁ / МАТЕРИАЛ | STRONA / СТРАНИЦА |
|---|---|---|---|
| S | METRYCZNA • 60° / МЕТРИЧЕСКОЕ • 60° | STAL / СТАЛЬ | 432-433 |
| S | CALOWA • 90° / ДЮЙМОВОЕ • 90° | STAL / СТАЛЬ | 434-435 |
| S | Z WPUSTEM I ROWKIEM / С СИСТЕМОЙ ПАЗ-ШПОНКА | STAL / СТАЛЬ | 436-437 |

### SZCZĘKI CHWYTAKOWE • КУЛАЧКИ ЗУБЧАТЫЕ 438-479

| | WIELKOŚĆ KĄTA ZĄBKÓW / ЗУБЧАТОЕ СОЕДИНЕНИЕ | MATERIAŁ / МАТЕРИАЛ | STRONA / СТРАНИЦА |
|---|---|---|---|
| S | METRYCZNA • 60° / МЕТРИЧЕСКОЕ • 60° | STAL / СТАЛЬ | 438-447 |
| S | CALOWA • 90° / ДЮЙМОВОЕ • 90° | STAL / СТАЛЬ | 448-465 |
| S | Z WPUSTEM I ROWKIEM / С СИСТЕМОЙ ПАЗ-ШПОНКА | STAL / СТАЛЬ | 466-479 |

### SZCZĘKI CHWYTAKOWE DO MOCOWANIA WAŁKÓW • КУЛАЧКИ ЗУБЧАТЫЕ ДЛЯ ЗАЖИМА ВАЛОВ 480-485

| | WIELKOŚĆ KĄTA ZĄBKÓW / ЗУБЧАТОЕ СОЕДИНЕНИЕ | MATERIAŁ / МАТЕРИАЛ | STRONA / СТРАНИЦА |
|---|---|---|---|
| S | METRYCZNA • 60° / МЕТРИЧЕСКОЕ • 60° | STAL / СТАЛЬ | 480-481 |
| S | CALOWA • 90° / ДЮЙМОВОЕ • 90° | STAL / СТАЛЬ | 482-483 |
| S | Z WPUSTEM I ROWKIEM / С СИСТЕМОЙ ПАЗ-ШПОНКА | STAL / СТАЛЬ | 484-485 |

## X SZCZĘKI DO UCHWYTÓW Z MOCOWANIEM MECHANICZNYM ZE ZINTEGROWANYM SYSTEMEM SZYBKIEJ WYMIANY SZCZĘK I UCHWYTÓW ZĘBATKOWYCH / КУЛАЧКИ ДЛЯ ПАТРОНОВ С МЕХАНИЧЕСКИМ ЗАЖИМОМ С ИНТЕГРИРОВАННОЙ СИСТЕМОЙ БЫСТРОЙ СМЕНЫ КУЛАЧКОВ И ДЛЯ ПАТРОНОВ КЛИНОРЕЕЧНЫХ 486-491

### SZCZĘKI JEDNOLITE MIĘKKIE • КУЛАЧКИ МЯГКИЕ ЦЕЛЬНЫЕ 486-487

### SZCZĘKI JEDNOLITE TWARDE • КУЛАЧКИ ЦЕЛЬНЫЕ КАЛЕНЫЕ 488-489

### SZCZĘKI PODSTAWOWE • КУЛАЧКИ ОСНОВНЫЕ (РЕЙКИ) 490-491

## XI WKŁADKI TEOWE I AKCESORIA / Т-ОБРАЗНЫЕ ВКЛАДКИ И АКСЕССУАРЫ 492-504



## SZCZĘKI JEDNOLITE TWARDE ZEWNĘTRZNE
## КУЛАЧКИ ПРЯМЫЕ ЦЕЛЬНЫЕ КАЛЕНЫЕ

STAL СТАЛЬ

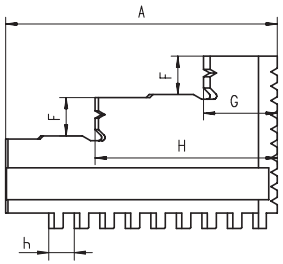


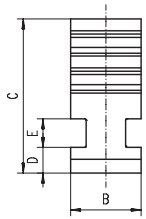


| | Uchwyt BISON<br>Патрон BISON | Wielkość uchwytu<br>Размер патрона | Nr produktu<br>Код продукта | A | B | C | D | E | F | G | H | h | kg / szt.<br>кг / шт. |
|---|---|---|---|---|---|---|---|---|---|---|---|---|---|
| Ø 80 - 1000 mm | 32**; 35** | 80 | 398535000900 | 32 | 11 | 28 | 6,0 | 6 | 6 | 9,5 | 21,0 | 4,0 | 0,03 |
| | 3266 | 80 | 398535002400 | | | | | | | | | | |
| | 32**; 35** | 100 | 398535010000 | 42 | 15 | 31 | 6,0 | 6 | 7 | 11,0 | 27,0 | 6,0 | 0,1 |
| | 36**; 37** | 100 | 398538197000 | | | | | | | | | | |
| | 3266 | 100 | 398535012600 | | | | | | | | | | |
| | 32**; 35** | 125 | 398535020200 | 51 | 15 | 40 | 6,0 | 6 | 8 | 13,0 | 33,5 | 7,0 | 0,2 |
| | 36**; 37** | 125 | 398539020500 | | | | | | | | | | |
| | 38** | 125 | 398540020900 | | | | | | | | | | |
| | 3266 | 125 | 398535022800 | | | | | | | | | | |
| | 32**; 35** | 160 | 398535030400 | 70 | 20 | 53 | 8,0 | 8 | 10 | 19,0 | 45,0 | 8,0 | 0,4 |
| | 36**; 37** | 160 | 398539030700 | | | | | | | | | | |
| | 38** | 160 | 398540030000 | | | | | | | | | | |
| | 3266 | 160 | 398535030400 | | | | | | | | | | |
| | 32**; 35** | 200 | 398535040600 | 85 | 25 | 54 | 9,0 | 10 | 12 | 23,0 | 57,0 | 8,0 | 0,5 |
| | 36**; 37** | 200 | 398539040900 | | | | | | | | | | |
| | 38** | 200 | 398540040200 | | | | | | | | | | |
| | 3266 | 200 | 398535040600 | | | | | | | | | | |
| | 32**; 35** | 250 | 398535050800 | 105 | 28 | 63 | 11,0 | 12 | 14 | 28,0 | 69,5 | 9,0 | 0,8 |
| | 36**; 37** | 250 | 398539050000 | | | | | | | | | | |
| | 38** | 250 | 398540050400 | | | | | | | | | | |
| | 32**; 35** | 315 | 398535060000 | 125 | 32 | 73 | 12,7 | 12 | 18 | 34,5 | 83,0 | 10,0 | 1,3 |
| | 36**; 37** | 315 | 398539060200 | | | | | | | | | | |
| | 38** | 315 | 398540060600 | | | | | | | | | | |
| | 32**; 35** | 400 | 398535070100 | 145 | 36 | 92 | 15,0 | 14 | 22 | 36,0 | 99,0 | 12,0 | 2,4 |
| | 36**; 37** | 400 | 398539070400 | | | | | | | | | | |
| | 38** | 400 | 398540070800 | | | | | | | | | | |
| | 32**; 35** | 500 | 398535080300 | 180 | 40 | 100 | 16,0 | 14 | 26 | 50,0 | 119,5 | 14,2 | 3,4 |
| | 36**; 37** | 500 | 398539080600 | | | | | | | | | | |
| | 38** | 500 | 398540080000 | | | | | | | | | | |
| | 32**; 35** | 630 | 398535090500 | 225 | 50 | 110 | 16,0 | 14 | 28 | 66,0 | 149,0 | 14,2 | 5,8 |
| | 36**; 37** | 630 | 398539081900 | | | | | | | | | | |
| | 38** | 630 | 398534900900 | | | | | | | | | | |
| | 32**; 35** | 800 | 398535090500 | 225 | 50 | 110 | 16,0 | 14 | 28 | 66,0 | 149,0 | 14,2 | 5,8 |
| | 36**; 37** | 800 | 398539081900 | | | | | | | | | | |
| | 38** | 800 | 398534901100 | | | | | | | | | | |
| | 32**; 35** | 1000 | 398535201300 | 291 | 70 | 140 | 22,0 | 20 | 34 | 85,0 | 190,0 | 18,0 | 14,3 |
| | 36**; 37** | 1000 | 398539082100 | | | | | | | | | | |
| | 38** | 1000 | 398534902400 | | | | | | | | | | |

STAL СТАЛЬ

## SZCZĘKI JEDNOLITE TWARDE WEWNTRZNE
## КУЛАЧКИ ОБРАТНЫЕ ЦЕЛЬНЫЕ КАЛЕНЫЕ



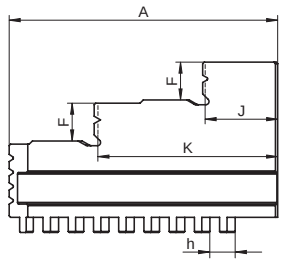


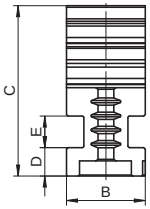


Ø 80 - 1000 mm

| Uchwyt BISON / Патрон BISON | Wielkość uchwytu / Размер патрона | Nr produktu / Код продукта | A | B | C | D | E | F | J | K | h | kg / szt. / кг / шт. |
|---|---|---|---|---|---|---|---|---|---|---|---|---|
| 32**; 35** | 80 | 398535100000 | 32 | 11 | 28 | 6,0 | 6 | 6 | 9,5 | 21,0 | 4,0 | 0,03 |
| 3266 | 80 | 398535102500 | | | | | | | | | | |
| 32**; 35** | 100 | 398535110100 | 42 | 15 | 31 | 6,0 | 6 | 7 | 11,0 | 27,0 | 6,0 | 0,1 |
| 37** | 100 | 398538198200 | | | | | | | | | | |
| 3266 | 100 | 398535112700 | | | | | | | | | | |
| 32**; 35** | 125 | 398535120300 | 51 | 15 | 40 | 6,0 | 6 | 8 | 13,0 | 33,5 | 7,0 | 0,2 |
| 36**; 37** | 125 | 398539120600 | | | | | | | | | | |
| 38** | 125 | 398540120000 | | | | | | | | | | |
| 3266 | 125 | 398535122900 | | | | | | | | | | |
| 32**; 35** | 160 | 398535130500 | 70 | 20 | 53 | 8,0 | 8 | 10 | 19,0 | 45,0 | 8,0 | 0,4 |
| 36**; 37** | 160 | 398539130800 | | | | | | | | | | |
| 38** | 160 | 398540130100 | | | | | | | | | | |
| 3266 | 160 | 398535130500 | | | | | | | | | | |
| 32**; 35** | 200 | 398535140700 | 85 | 25 | 54 | 9,0 | 10 | 12 | 23,0 | 57,0 | 8,0 | 0,5 |
| 36**; 37** | 200 | 398539140000 | | | | | | | | | | |
| 38** | 200 | 398540140300 | | | | | | | | | | |
| 3266 | 200 | 398535140700 | | | | | | | | | | |
| 32**; 35** | 250 | 398535150900 | 105 | 28 | 63 | 11,0 | 12 | 14 | 28,0 | 69,5 | 9,0 | 0,8 |
| 36**; 37** | 250 | 398539150100 | | | | | | | | | | |
| 38** | 250 | 398540150500 | | | | | | | | | | |
| 32**; 35** | 315 | 398535160000 | 125 | 32 | 73 | 12,7 | 12 | 18 | 34,5 | 83,0 | 10,0 | 1,3 |
| 36**; 37** | 315 | 398539160300 | | | | | | | | | | |
| 38** | 315 | 398540160700 | | | | | | | | | | |
| 32**; 35** | 400 | 398535170200 | 145 | 36 | 92 | 15,0 | 14 | 22 | 36,0 | 99,0 | 12,0 | 2,4 |
| 36**; 37** | 400 | 398539170500 | | | | | | | | | | |
| 38** | 400 | 398540170900 | | | | | | | | | | |
| 32**; 35** | 500 | 398535180400 | 180 | 40 | 100 | 16,0 | 14 | 26 | 50,0 | 119,5 | 14,2 | 3,4 |
| 36**; 37** | 500 | 398539180700 | | | | | | | | | | |
| 38** | 500 | 398540180000 | | | | | | | | | | |
| 32**; 35** | 630 | 398535190600 | 225 | 50 | 110 | 16,0 | 14 | 28 | 66,0 | 149,0 | 14,2 | 5,8 |
| 36**; 37** | 630 | 398539181000 | | | | | | | | | | |
| 38** | 630 | 398535197500 | | | | | | | | | | |
| 32**; 35** | 800 | 398535190600 | 225 | 50 | 110 | 16,0 | 14 | 28 | 66,0 | 149,0 | 14,2 | 5,8 |
| 36**; 37** | 800 | 398539181000 | | | | | | | | | | |
| 38** | 800 | 398535198800 | | | | | | | | | | |
| 32**; 35** | 1000 | 398535211500 | 291 | 70 | 140 | 22,0 | 20 | 34 | 85,0 | 190,0 | 18,0 | 14,3 |
| 36**; 37** | 1000 | 398539182200 | | | | | | | | | | |
| 38** | 1000 | 398535199000 | | | | | | | | | | |




## SZCZĘKI JEDNOLITE TWARDE ODWRACALNE
## КУЛАЧКИ ЦЕЛЬНЫЕ КАЛЕНЫЕ РЕВЕРСИВНЫЕ

STAL
СТАЛЬ

Ø 49 - 160 mm

| Uchwyt BISON | Wielkość uchwytu | Nr produktu |
|---|---|---|
| Патрон BISON | Размер патрона | Код продукта |
| 3286 | 49 | 398539914200 |
| 3286 | 60 | 398539915500 |
| 3866 | 80 | 398541110600 |
| 3867 | 85 | 398541160500 |
| 3868 | 85 | 398541210700 |
| 3866 | 100 | 398541120800 |
| 3867 | 110 | 398541170700 |
| 3866 | 125 | 398541130000 |
| 3866 | 160 | 398541140100 |
| 3867 | 160 | 398541180900 |

STAL СТАЛЬ

## SZCZĘKI JEDNOLITE MIĘKKIE
## КУЛАЧКИ МЯГКИЕ ЦЕЛЬНЫЕ

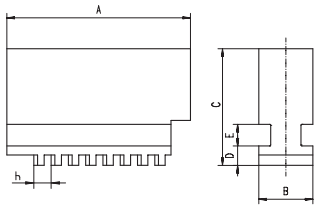


Ø 80 - 1000 mm

| Uchwyt BISON / Патрон BISON | Wielkość uchwytu / Размер патрона | Nr produktu / Код продукта | A | B | C | D | E | h | kg / szt. / кг / шт. |
|---|---|---|---|---|---|---|---|---|---|
| 32**; 35** | 80 | 398536000700 | 32 | 11 | 28 | 6,0 | 6 | 4,0 | 0,1 |
| 32**; 35** | 100 | 398536010900 | 42 | 15 | 31 | 6,0 | 6 | 6,0 | 0,1 |
| 37** | 100 | 398539810000 | | | | | | | |
| 32**; 35** | 125 | 398536020000 | 51 | 15 | 40 | 6,0 | 6 | 7,0 | 0,3 |
| 36**; 37** | 125 | 398539820200 | | | | | | | |
| 38** | 125 | 398540220000 | | | | | | | |
| 32**; 35** | 160 | 398536030200 | 70 | 20 | 53 | 8,0 | 8 | 8,0 | 0,5 |
| 36**; 37** | 160 | 398539830400 | | | | | | | |
| 38** | 160 | 398540230200 | | | | | | | |
| 32**; 35** | 200 | 398536040400 | 85 | 25 | 54 | 9,0 | 10 | 8,0 | 0,8 |
| 36**; 37** | 200 | 398539840600 | | | | | | | |
| 38** | 200 | 398540240400 | | | | | | | |
| 32**; 35** | 250 | 398536050600 | 105 | 28 | 63 | 11,0 | 12 | 9,0 | 1,4 |
| 36**; 37** | 250 | 398539850800 | | | | | | | |
| 38** | 250 | 398540250600 | | | | | | | |
| 32**; 35** | 315 | 398536060800 | 125 | 32 | 73 | 12,7 | 12 | 10,0 | 1,9 |
| 36**; 37** | 315 | 398539860000 | | | | | | | |
| 38** | 315 | 398540260800 | | | | | | | |
| 32**; 35** | 400 | 398536070000 | 145 | 36 | 92 | 15,0 | 14 | 12,0 | 2,5 |
| 36**; 37** | 400 | 398539870100 | | | | | | | |
| 38** | 400 | 398540270000 | | | | | | | |
| 32**; 35** | 500 | 398536080100 | 180 | 40 | 100 | 16,0 | 14 | 14,2 | 5,00 |
| 36**; 37** | 500 | 398539880300 | | | | | | | |
| 38** | 500 | 398540280100 | | | | | | | |
| 32**; 35** | 630 | 398536090300 | 225 | 50 | 110 | 16,0 | 14 | 14,2 | 8,4 |
| 36**; 37** | 630 | 398539890500 | | | | | | | |
| 38** | 630 | 398540290300 | | | | | | | |
| 32**; 35** | 800 | 398536092900 | 225 | 50 | 110 | 16,0 | 14 | 14,2 | 8,4 |
| 36**; 37** | 800 | 398539891800 | | | | | | | |
| 38**-800 | 800 | 398540291600 | | | | | | | |
| 32**; 35** | 1000 | 398536094400 | 290 | 70 | 140 | 22,0 | 20 | 18,0 | 20,3 |
| 36**; 37** | 1000 | 398539892000 | | | | | | | |
| 38** | 1000 | 398540292900 | | | | | | | |

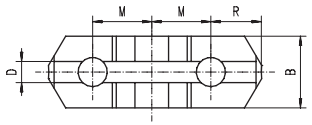


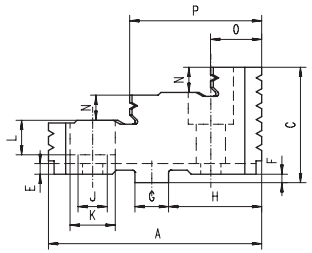


## SZCZĘKI GÓRNE TWARDE
## КУЛАЧКИ КАЛЕНЫЕ НАКЛАДНЫЕ

STAL СТАЛЬ

Ø 125 - 1000 mm

| Uchwyt BISON / Патрон BISON | Wielkość uchwytu / Размер патрона | Nr produktu / Код продукта | A | B | C | D | E | F | G | H | J | K | L | M | N | O | P | R | kg / szt. / кг / шт. |
|---|---|---|---|---|---|---|---|---|---|---|---|---|---|---|---|---|---|---|---|
| 32**; 35** | 125 | 398532820500 | 56 | 22,0 | 38,5 | 7,95 | 4,0 | 3,2 | 12,69 | 22,6 | 9 | 15 | 10,0 | 16,00 | 8,0 | 14,5 | 35,0 | 13,0 | 0,2 |
| 36**; 37** | 125 | 398537820600 | | | | | | | | | | | | | | | | | |
| 38** | 125 | 398540820600 | 56 | 22,0 | 38,5 | 7,95 | 4,0 | 3,2 | 12,69 | 22,6 | 6,6 | 11 | 10,0 | 16,00 | 8,0 | 14,5 | 35,0 | 13,0 | 0,2 |
| 32**; 35** | 160 | 398532830700 | 67 | 25,0 | 41,5 | 7,95 | 4,0 | 3,2 | 12,69 | 28,6 | 11 | 18 | 12,0 | 19,05 | 8,5 | 18,0 | 41,5 | 16,0 | 0,3 |
| 36**; 37** | 160 | 398537830800 | | | | | | | | | | | | | | | | | |
| 38** | 160 | 398540830800 | 67 | 25,0 | 41,5 | 7,95 | 4,0 | 3,2 | 12,69 | 28,6 | 9 | 14 | 12,0 | 19,05 | 8,5 | 18,0 | 41,5 | 16,0 | 0,3 |
| 32**; 35** | 200 | 398532840900 | 80 | 27,0 | 43,5 | 7,95 | 4,0 | 3,2 | 12,69 | 34,9 | 11 | 18 | 12,0 | 22,25 | 9,5 | 21,5 | 51,0 | 19,0 | 0,4 |
| 36**; 37** | 200 | 398537840000 | | | | | | | | | | | | | | | | | |
| 38** | 200 | 398540840000 | 80 | 27,0 | 43,5 | 7,95 | 4,0 | 3,2 | 12,69 | 34,9 | 9 | 14 | 12,0 | 22,25 | 9,5 | 21,5 | 51,0 | 19,0 | 0,4 |
| 32**; 35** | 250 | 398532850000 | 95 | 32,5 | 51,5 | 12,71 | 4,0 | 3,2 | 19,04 | 39,7 | 14 | 20 | 14,5 | 27,00 | 12,0 | 24,5 | 59,0 | 22,0 | 0,6 |
| 36**; 37** | 250 | 398537850100 | | | | | | | | | | | | | | | | | |
| 38** | 250 | 398540850100 | | | | | | | | | | | | | | | | | |
| 32**; 35** | 315 | 398532860200 | 110 | 37,0 | 55,0 | 12,71 | 4,0 | 3,2 | 19,04 | 47,6 | 14 | 20 | 14,5 | 31,75 | 13,0 | 26,5 | 68,0 | 35,4 | 0,9 |
| 36**; 37** | 315 | 398537860300 | | | | | | | | | | | | | | | | | |
| 38**-315 | 315 | 398540860300 | | | | | | | | | | | | | | | | | |
| 32**; 35** | 400 | 398532870400 | 127 | 42,0 | 64,5 | 12,71 | 4,0 | 6,3 | 19,04 | 57,1 | 18 | 26 | 18,5 | 38,10 | 13,5 | 27,0 | 76,5 | 28,5 | 1,4 |
| 36**; 37** | 400 | 398537870500 | | | | | | | | | | | | | | | | | |
| 38** | 400 | 398540870500 | | | | | | | | | | | | | | | | | |
| 32**; 35** | 500 | 398532880600 | 127 | 42,0 | 74,5 | 12,71 | 4,0 | 6,3 | 19,04 | 57,1 | 22 | 33 | 21,0 | 38,10 | 17,0 | 50,0 | 88,0 | 28,5 | 1,6 |
| 36**; 37** | 500 | 398537880700 | | | | | | | | | | | | | | | | | |
| 38** | 500 | 398540880700 | | | | | | | | | | | | | | | | | |
| 32**; 35** | 630 | 398532890800 | 127 | 52,0 | 82,0 | 12,71 | 4,0 | 6,3 | 19,04 | 57,1 | 22 | 33 | 21,0 | 38,10 | 21,0 | 51,0 | 89,0 | 28,5 | 2,4 |
| 36**; 37** | 630 | 398537890900 | | | | | | | | | | | | | | | | | |
| 38** | 630 | 398540890900 | | | | | | | | | | | | | | | | | |
| 32**; 35** | 800 | 398532890800 | 127 | 52,0 | 82,0 | 12,71 | 4,0 | 6,3 | 19,04 | 57,1 | 22 | 33 | 21,0 | 38,10 | 21,0 | 51,0 | 89,0 | 28,5 | 2,4 |
| 36**; 37** | 800 | 398537900300 | | | | | | | | | | | | | | | | | |
| 38** | 800 | 398540891100 | | | | | | | | | | | | | | | | | |
| 32**; 35** | 1000 | 398532800100 | 175 | 75,0 | 97,0 | 12,71 | 4,5 | 6,3 | 19,04 | 95,2 | 24 | 35 | 23,0 | 38,10 | 28,0 | 48,0 | 124,0 | 67,0 | 5,5 |
| 36**; 37** | 1000 | 398537901600 | | | | | | | | | | | | | | | | | |
| 38** | 1000 | 398540892400 | | | | | | | | | | | | | | | | | |

STAL СТАЛЬ

## SZCZĘKI GÓRNE TWARDE • 3597
## КУЛАЧКИ КАЛЕНЫЕ НАКЛАДНЫЕ • 3597

Ø 315 - 1000 mm

| Uchwyt BISON / Патрон BISON | Wielkość uchwytu / Размер патрона | Nr produktu / Код продукта | A | B | C | F | G | H | I | J | K | M | L | N | O | P | kg / szt. / кг / шт. |
|---|---|---|---|---|---|---|---|---|---|---|---|---|---|---|---|---|---|
| 3597 | 160 | 398532830700 | 67 | 25 | 41,5 | 7,95 | 12,69 | 28,6 | 4 | 3,2 | 19,05 | 11 | 17 | 8,5 | 18 | 41,5 | 0,3 |
| 3597 | 200 | 398532840900 | 80 | 27 | 43,5 | 7,95 | 12,69 | 34,9 | 4 | 3,2 | 22,25 | 11 | 17 | 9,5 | 20,5 | 50 | 0,4 |
| 3597 | 250 | 398532850000 | 95 | 32,5 | 51,5 | 12,71 | 19,04 | 39,7 | 4 | 3,2 | 27 | 14 | 21 | 12 | 33,5 | 68 | 0,6 |
| 3597 | 315 | 398538060400 | 110 | 37 | 55 | 12,7 | 19,04 | 47,6 | 4 | 3,2 | 31,75 | 14 | 21 | 13 | 26,5 | 68,0 | 0,9 |
| 3597 | 405 | 398538104500 | 127 | 42 | 64,5 | 12,71 | 19,04 | 51,7 | 4 | 6,3 | 38,10 | 18 | 26 | 13,5 | 26,5 | 76,5 | 1,4 |
| 3597 | 515 | 398538114700 | 127 | 42 | 74,5 | 12,71 | 19,04 | 51,7 | 4 | 6,3 | 38,10 | 22 | 33 | 17 | 51 | 89,0 | 1,6 |
| 3597 | 660 | 398538127700 | 127 | 52 | 82 | 12,71 | 19,04 | 51,7 | 4 | 6,3 | 38,10 | 22 | 33 | 21 | 51 | 86,5 | 2,4 |
| 3597 | 800 | 398538137900 | 127 | 52 | 82 | 12,71 | 19,04 | 51,7 | 4 | 6,3 | 38,10 | 22 | 33 | 21 | 51 | 89,0 | 2,3 |
| 3597 | 1000 | 398532800100 | 175 | 75 | 97 | 12,71 | 19,04 | 95,2 | 4,5 | 6,3 | 38,10 | 24 | 35 | 28 | 50,5 | 75,8 | 5,6 |

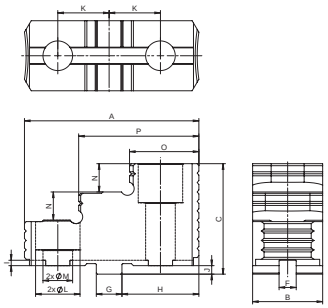


STAL СТАЛЬ

## SZCZĘKI GÓRNE TWARDE • HD
## КУЛАЧКИ КАЛЕНЫЕ НАКЛАДНЫЕ • HD

Ø 400 - 1000 mm

| Uchwyt BISON / Патрон BISON | Nr produktu / Код продукта | A | B | C | F | G | H | I | J | K | M | L | N | O | P | kg / szt. / кг / шт. |
|---|---|---|---|---|---|---|---|---|---|---|---|---|---|---|---|---|
| 3515-16" HD | 398532869700 | 135 | 54 | 82 | 12,71 | 19,04 | 57,1 | 4 | 6,3 | 38,1 | 22 | 33 | 21 | 54,5 | 88,0 | 2,45 |
| 3515-20" HD | 398532883400 | 135 | 54 | 82 | 12,71 | 19,04 | 57,1 | 4 | 6,3 | 38,1 | 22 | 33 | 21 | 54,7 | 87,6 | 2,45 |
| 3515-25" HD | 398532888800 | 135 | 75 | 97 | 12,71 | 19,04 | 57,1 | 4 | 6,3 | 38,1 | 24 | 35 | 28 | 56,6 | 59,5 | 4,10 |
| 3515-32" HD | 398532893600 | 135 | 75 | 97 | 12,71 | 19,04 | 57,1 | 4 | 6,3 | 38,1 | 24 | 35 | 28 | 56,3 | 59,1 | 4,10 |

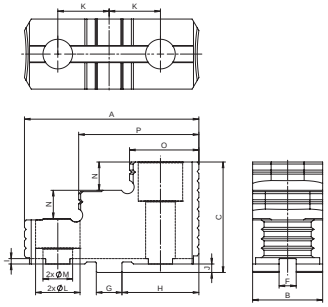

## SZCZĘKI GÓRNE MIĘKKIE
## КУЛАЧКИ МЯГКИЕ НАКЛАДНЫЕ (СЫРЫЕ)

STAL СТАЛЬ

Wersja 1
Вариант 1

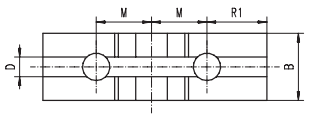


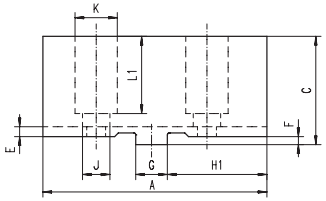


Wersja 2
Вариант 2

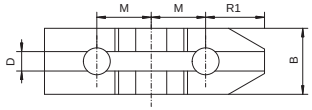


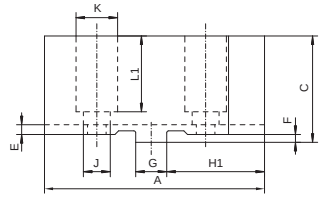


| | Uchwyt BISON<br>Патрон BISON | Wielkość uchwytu<br>Размер патрона | Nr produktu<br>Код продукта | Wersja<br>Вариант | A | B | C | D | E | F | G | H1 | J | K | $L_1$ | M | kg / szt.<br>кг / шт. |
|---|---|---|---|---|---|---|---|---|---|---|---|---|---|---|---|---|---|
| Ø 125 - 1000 mm | 32**; 35** | 125 | 398533020600 | 1 | 64 | 22,0 | 38,5 | 7,95 | 4,0 | 3,2 | 12,69 | 25 | 9 | 15 | 26,0 | 16,00 | 0,3 |
| | 36**; 37** | 125 | 398538220900 | | | | | | | | | | | | | | |
| | 38** | 125 | 398540722000 | 2 | 64 | 22,0 | 38,5 | 7,95 | 4,0 | 3,2 | 12,69 | 25 | 6,6 | 11 | 26,0 | 16,00 | 0,3 |
| | 3105 | 160 | 398530530800 | 1 | 78 | 40,0 | 41,5 | 7,95 | 4,0 | 3,2 | 12,69 | 34 | 11 | 18 | 29,0 | 19,05 | 0,5 |
| | 32**; 35** | 160 | 398533030800 | | | 25,0 | | | | | | | | | | | |
| | 36**; 37** | 160 | 398538230000 | | | | | | | | | | | | | | |
| | 38** | 160 | 398540732200 | 2 | 78 | 25,0 | 41,5 | 7,95 | 4,0 | 3,2 | 12,69 | 34 | 9 | 14 | 29,0 | 19,05 | 0,5 |
| | 3105 | 200 | 398530540000 | 1 | 90 | 40,0 | 41,5 | 7,95 | 4,0 | 3,2 | 12,69 | 40 | 11 | 14 | 31,0 | 22,25 | 0,7 |
| | 32**; 35** | 200 | 398533040000 | 1 | 90 | 27,0 | 43,5 | 7,95 | 4,0 | 3,2 | 12,69 | 40 | 11 | 18 | 31,0 | 22,25 | 0,7 |
| | 36**; 37** | 200 | 398538240200 | | | | | | | | | | | | | | |
| | 38** | 200 | 398540742400 | 2 | 90 | 27,0 | 43,5 | 7,95 | 4,0 | 3,2 | 12,69 | 40 | 9 | 14 | 31,0 | 22,25 | 0,7 |
| | 3105 | 250 | 398530550100 | 1 | 106 | 47 | 51,5 | 12,71 | 4,0 | 3,2 | 19,04 | 45 | 14 | 20 | 38,0 | 27,00 | 1,2 |
| | 32**; 35** | 250 | 398533050100 | | | 32,5 | | | | | | | | | | | |
| | 36**; 37** | 250 | 398538250400 | | | | | | | | | | | | | | |
| | 38** | 250 | 398540752600 | 2 | | | | | | | | | | | | | |
| | 3105 | 315 | 398530560300 | 1 | 120 | 52,0 | 55,0 | 12,71 | 4,0 | 3,2 | 19,04 | 53 | 14 | 20 | 40,0 | 31,75 | 1,6 |
| | 32**; 35** | 315 | 398533060300 | | | 37,0 | | | | | | | | | | | |
| | 36**; 37** | 315 | 398538260600 | | | | | | | | | | | | | | |
| | 38** | 315 | 398540762800 | 2 | | | | | | | | | | | | | |
| | 3105 | 400 | 398530570500 | 1 | 140 | 52,0 | 64,5 | 12,71 | 4,0 | 6,3 | 19,04 | 63 | 18 | 26 | 45,5 | 38,10 | 2,2 |
| | 32**; 35** | 400 | 398533070500 | | | 42,0 | | | | | | | | | | | |
| | 36**; 37** | 400 | 398538270800 | | | | | | | | | | | | | | |
| | 38** | 400 | 398540772000 | 2 | | | | | | | | | | | | | |
| | 32**; 35** | 500 | 398533080700 | 1 | 140 | 42,0 | 74,5 | 12,71 | 4,0 | 6,3 | 19,04 | 63 | 22 | 33 | 56,0 | 38,10 | 2,4 |
| | 36**; 37** | 500 | 398538280000 | | | | | | | | | | | | | | |
| | 38** | 500 | 398540780600 | | | | | | | | | | | | | | |
| | 32**; 35** | 630 | 398533090900 | 1 | 160 | 52,0 | 82,0 | 12,71 | 4,0 | 6,3 | 19,04 | 63 | 22 | 33 | 64,0 | 38,10 | 4,2 |
| | 36**; 37** | 630 | 398538290100 | | | | | | | | | | | | | | |
| | 38** | 630 | 398540790800 | | | | | | | | | | | | | | |
| | 32**; 35** | 800 | 398533090900 | 1 | 160 | 52,0 | 82,0 | 12,71 | 4,0 | 6,3 | 19,04 | 63 | 22 | 33 | 64,0 | 38,10 | 4,2 |
| | 36**; 37** | 800 | 398538290100 | | | | | | | | | | | | | | |
| | 38** | 800 | 398540790800 | | | | | | | | | | | | | | |
| | 32**; 35** | 1000 | 398533093700 | 1 | 191 | 75,0 | 97,0 | 12,71 | 4,5 | 6,3 | 19,04 | 105 | 24 | 35 | 78,0 | 38,10 | 10,0 |
| | 36**; 37** | 1000 | 398538292700 | | | | | | | | | | | | | | |
| | 38** | 1000 | 398540700100 | | | | | | | | | | | | | | |

STAL СТАЛЬ

## SZCZĘKI PODSTAWOWE
## КУЛАЧКИ ОСНОВНЫЕ (РЕЙКИ)



Ø 125 - 1000 mm

| Uchwyt BISON / Патрон BISON | Wielkość uchwytu / Размер патрона | Nr produktu / Код продукта | A | B | C | D | E | F | G | H | J | K | L | M* | S | h | kg / szt. / кг / шт. |
|---|---|---|---|---|---|---|---|---|---|---|---|---|---|---|---|---|---|
| 32**; 35** | 125 | 398535720900 | 54 | 20 | 28,0 | 8,0 | 8 | 7,94 | 12,69 | 22,6 | 4,0 | 16,00 | 13,5 | M8 | 3,2 | 7,0 | 0,1 |
| 36**; 37** | 125 | 398539620000 | | | | | | | | | | | | | | | |
| 38** | 125 | 398540920700 | 54 | 20 | 28,0 | 8,0 | 8 | 7,94 | 12,69 | 22,6 | 4,0 | 16,00 | 13,5 | M6 | 3,2 | 7,0 | 0,1 |
| 3105 | 160 | 398530710600 | 65 | 20 | 29,0 | 8,0 | 8 | 7,94 | 12,69 | 28,6 | 4,0 | 19,05 | 14,0 | M10 | 3,2 | 8,0 | 0,2 |
| 32**; 35** | 160 | 398535730000 | | | | | | | | | | | | | | | |
| 36**; 37** | 160 | 398539630200 | | | | | | | | | | | | | | | |
| 38** | 160 | 398540930900 | 65 | 20 | 29,0 | 8,0 | 8 | 7,94 | 12,69 | 28,6 | 4,0 | 19,05 | 14,0 | M8 | 3,2 | 8,0 | 0,2 |
| 3105 | 200 | 398530720800 | 79 | 25 | 33,0 | 9,0 | 10 | 7,94 | 12,69 | 34,9 | 4,0 | 22,25 | 14,0 | M10 | 3,2 | 8,0 | 0,3 |
| 32**; 35** | 200 | 398535740200 | | | | | | | | | | | | | | | |
| 36**; 37** | 200 | 398539640400 | | | | | | | | | | | | | | | |
| 38** | 200 | 398540940000 | 79 | 25 | 33,0 | 9,0 | 10 | 7,94 | 12,69 | 34,9 | 4,0 | 22,25 | 14,0 | M8 | 3,2 | 8,0 | 0,3 |
| 3105 | 250 | 398530730000 | 92 | 28 | 36,0 | 11,0 | 12 | 12,7 | 19,04 | 39,7 | 4,0 | 27,00 | 16,0 | M12 | 3,2 | 9,0 | 0,5 |
| 32**; 35** | 250 | 398535750400 | | | | | | | | | | | | | | | |
| 36**; 37** | 250 | 398539650600 | | | | | | | | | | | | | | | |
| 38** | 250 | 398540950200 | | | | | | | | | | | | | | | |
| 3105 | 315 | 398530740100 | 110 | 32 | 40,0 | 12,7 | 12 | 12,7 | 19,4 | 47,6 | 4,0 | 31,75 | 16,0 | M12 | 3,2 | 10,0 | 0,8 |
| 32**; 35** | 315 | 398535760600 | | | | | | | | | | | | | | | |
| 36**; 37** | 315 | 398539660800 | | | | | | | | | | | | | | | |
| 38** | 315 | 398540960400 | | | | | | | | | | | | | | | |
| 3105 | 400 | 398530790000 | 130 | 36 | 49,0 | 15,0 | 14 | 12,7 | 19,04 | 57,1 | 7,2 | 38,10 | 22,0 | M16 | 3,2 | 12,0 | 1,1 |
| 32**; 35** | 400 | 398535770800 | | | | | | | | | | | | | | | |
| 36**; 37** | 400 | 398539670000 | | | | | | | | | | | | | | | |
| 38** | 400 | 398540970600 | | | | | | | | | | | | | | | |
| 32**; 35** | 500 | 398535780000 | 166 | 40 | 54,0 | 16,0 | 14 | 12,7 | 19,04 | 57,1 | 7,2 | 38,10 | 32,5 | M20 | 3,2 | 14,2 | 2,2 |
| 36**; 37** | 500 | 398539680100 | | | | | | | | | | | | | | | |
| 38** | 500 | 398540980800 | | | | | | | | | | | | | | | |
| 32**; 35** | 630 | 398535790100 | 210 | 50 | 54,5 | 16,0 | 14 | 12,7 | 19,04 | 57,1 | 7,2 | 38,10 | 32,5 | M20 | 3,2 | 14,2 | 3,3 |
| 36**; 37** | 630 | 398539681400 | | | | | | | | | | | | | | | |
| 38** | 630 | 398540990000 | | | | | | | | | | | | | | | |
| 32**; 35** | 800 | 398535800600 | 225 | 50 | 54,5 | 16,0 | 14 | 12,7 | 19,04 | 57,1 | 7,2 | 38,10 | 32,5 | M20 | 3,2 | 14,2 | 3,4 |
| 36**; 37** | 800 | 398539682700 | | | | | | | | | | | | | | | |
| 38** | 800 | 398540991200 | | | | | | | | | | | | | | | |
| 32**; 35** | 1000 | 398532801400 | 328 | 70 | 64,0 | 22,0 | 20 | 12,7 | 19,04 | 57,1 | 7,2 | 38,10 | 36,0 | M22 | 3,2 | 18,0 | 7,8 |
| 36**; 37** | 1000 | 398539683000 | | | | | | | | | | | | | | | |
| 38** | 1000 | 398540992500 | | | | | | | | | | | | | | | |

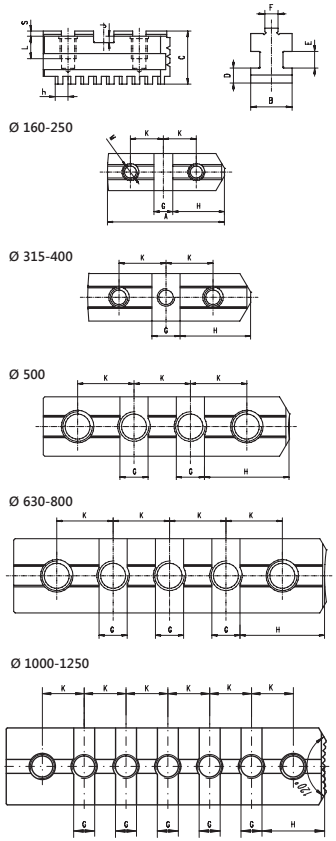


* **Śruby w komplecie ze szczękami podstawowymi** • Болты в комплекте с кулачками основными

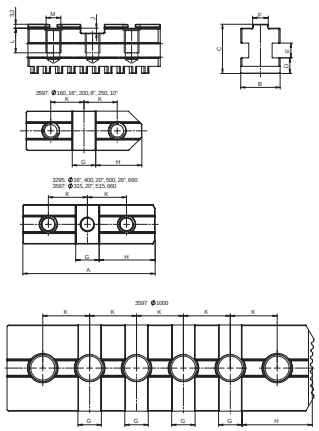

## SZCZĘKI PODSTAWOWE • 3295 I 3597
КУЛАЧКИ ОСНОВНЫЕ (РЕЙКИ) • 3295 И 3597

STAL СТАЛЬ

| Uchwyt BISON / Патрон BISON | Wielkość uchwytu / Размер патрона | Nr produktu / Код продукта | A | B | C | D | E | F | G | H | J | K | L | M* | kg / szt. / кг / шт. |
|---|---|---|---|---|---|---|---|---|---|---|---|---|---|---|---|
| Ø 315 - 1000 mm | | | | | | | | | | | | | | | |
| 3295 | 400 | 398539986000 | 120 | 36 | 49 | 15 | 14 | 12,7 | 19,04 | 57,1 | 7,2 | 38,1 | 22 | M16 | 1,1 |
| 3295 | 500 | 398539987300 | 120 | 40 | 54 | 16 | 14 | 12,7 | 19,04 | 57,1 | 7,2 | 38,1 | 32,5 | M20 | 1,3 |
| 3295 | 660 | 398539984500 | 127 | 50 | 54,5 | 16 | 14 | 12,7 | 19,04 | 54 | 7,2 | 38,1 | 32,5 | M20 | 1,8 |
| 3597 | 315 | 398538050200 | 107,5 | 32 | 40 | 12,7 | 12 | 12,7 | 19,04 | 45,1 | 4 | 31,75 | 20 | M12 | 0,7 |
| 3597 | 405 | 398539986000 | 120 | 36 | 49 | 15 | 14 | 12,7 | 19,04 | 57,1 | 7,2 | 38,1 | 22 | M16 | 1,1 |
| 3597 | 515 | 398539987300 | 120 | 40 | 54 | 16 | 14 | 12,7 | 19,04 | 57,1 | 7,2 | 38,1 | 32,5 | M20 | 1,3 |
| 3597 | 660 | 398538126400 | 127 | 50 | 54,5 | 16 | 14 | 12,7 | 19,04 | 57,1 | 7,2 | 38,1 | 32,5 | M20 | 1,3 |
| 3597 | 800 | 398538136600 | 160 | 50 | 54,5 | 16 | 14 | 12,7 | 19,04 | 57,1 | 7,2 | 38,1 | 32,5 | M20 | 2,3 |
| 3597 | 1000 | 398538146800 | 250 | 70 | 64 | 22 | 20 | 12,7 | 19,04 | 57,1 | 7,2 | 38,1 | 40 | M22 | 6,1 |

* **Śruby w komplecie ze szczękami podstawowymi** • Болты в комплекте с кулачками основными

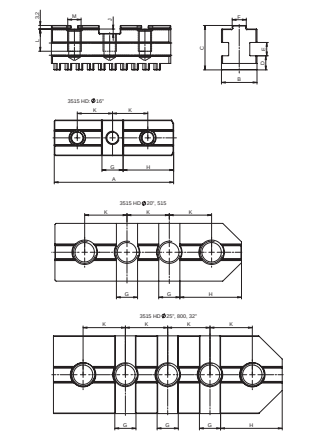

## SZCZĘKI PODSTAWOWE • HD
КУЛАЧКИ ОСНОВНЫЕ (РЕЙКИ) • HD

STAL СТАЛЬ

| Uchwyt BISON / Патрон BISON | Nr produktu / Код продукта | A | B | C | D | E | F | G | H | J | K | L | M* | kg / szt. / кг / шт. |
|---|---|---|---|---|---|---|---|---|---|---|---|---|---|---|
| Ø 400 - 800 mm | | | | | | | | | | | | | | |
| 3515-16" HD | 398535972500 | 132 | 50 | 54,5 | 16 | 14 | 12,7 | 19,04 | 57,1 | 7,2 | 38,1 | 32,5 | 3/4" | 1,95 |
| 3515-20" HD | 398535982700 | 169 | 50 | 54,5 | 16 | 14 | 12,7 | 19,04 | 57,1 | 7,2 | 38,1 | 32,5 | 3/4" | 2,50 |
| 3515-25" HD | 398535988300 | 210 | 70 | 62 | 20 | 20 | 12,7 | 19,04 | 57,1 | 7,2 | 38,1 | 33 | 7/8" | 5,10 |
| 3515-32" HD | 398535995700 | 225 | 70 | 62 | 20 | 20 | 12,7 | 19,04 | 57,1 | 7,2 | 38,1 | 33 | 7/8" | 5,50 |

* **Śruby w komplecie ze szczękami podstawowymi** • Болты в комплекте с кулачками основными

STAL СТАЛЬ

## SZCZĘKI DZIELONE TWARDE ODWRACALNE
## КУЛАЧКИ СБОРНЫЕ КАЛЕНЫЕ РЕВЕРСИВНЫЕ

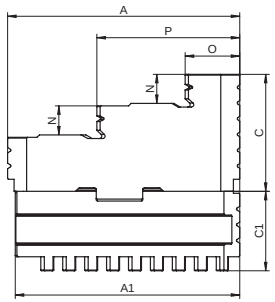


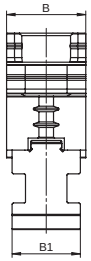


Ø 125 - 1000 mm

| Uchwyt BISON<br>Патрон BISON | Wielkość uchwytu<br>Размер патрона | Nr produktu<br>Код продукта | A | A1 | B | B1 | C | C1 | N | O | P | kg / szt.<br>кг / шт. |
|---|---|---|---|---|---|---|---|---|---|---|---|---|
| 32**; 35** | 125 | 398535320500 | | | | | | | | | | |
| 36**; 37** | 125 | 398539220700 | 56 | 54 | 22,0 | 20 | 35,3 | 24,8 | 8,0 | 14,5 | 35,0 | 0,3 |
| 38** | 125 | 398540320100 | | | | | | | | | | |
| 32**; 35** | 160 | 398535330700 | | | | | | | | | | |
| 36**; 37** | 160 | 398539230900 | 67 | 65 | 25,0 | 20 | 38,3 | 25,8 | 8,5 | 18,0 | 41,5 | 0,4 |
| 38** | 160 | 398540330300 | | | | | | | | | | |
| 32**; 35** | 200 | 398535340900 | | | | | | | | | | |
| 36**; 37** | 200 | 398539240000 | 80 | 79 | 27,0 | 25 | 38,3 | 29,8 | 9,5 | 21,5 | 51,0 | 0,7 |
| 38** | 200 | 398540340500 | | | | | | | | | | |
| 32**; 35** | 250 | 398535350000 | | | | | | | | | | |
| 36**; 37** | 250 | 398539250200 | 95 | 92 | 32,5 | 28 | 48,3 | 32,8 | 12,0 | 24,5 | 59,0 | 1,1 |
| 38** | 250 | 398540350700 | | | | | | | | | | |
| 32**; 35** | 315 | 398535360200 | | | | | | | | | | |
| 36**; 37** | 315 | 398539260400 | 110 | 110 | 37,0 | 32 | 51,8 | 36,8 | 13,0 | 26,5 | 68,0 | 1,7 |
| 38** | 315 | 398540360900 | | | | | | | | | | |
| 32**; 35** | 400 | 398535370400 | | | | | | | | | | |
| 36**; 37** | 400 | 398539270600 | 127 | 130 | 42,0 | 36 | 58,2 | 45,8 | 13,5 | 27,0 | 76,5 | 2,5 |
| 38** | 400 | 398540370000 | | | | | | | | | | |
| 32**; 35** | 500 | 398535380600 | | | | | | | | | | |
| 36**; 37** | 500 | 398539280800 | 127 | 166 | 42,0 | 40 | 68,2 | 50,8 | 17,0 | 50,0 | 88,0 | 3,8 |
| 38** | 500 | 398540380200 | | | | | | | | | | |
| 32**; 35** | 630 | 398535390800 | | | | | | | | | | |
| 36**; 37** | 630 | 398539290000 | 127 | 210 | 52,0 | 50 | 75,7 | 51,3 | 21,0 | 51,0 | 89,0 | 5,8 |
| 38** | 630 | 398540390400 | | | | | | | | | | |
| 32**; 35** | 800 | 398535400200 | | | | | | | | | | |
| 36**; 37** | 800 | 398539291200 | 127 | 225 | 52,0 | 50 | 75,7 | 51,3 | 21,0 | 51,0 | 89,0 | 6,1 |
| 38** | 800 | 398540391700 | | | | | | | | | | |
| 32**; 35** | 1000 | 398535401500 | | | | | | | | | | |
| 36**; 37** | 1000 | 398539292500 | 175 | 328 | 75,0 | 70 | 90,7 | 60,8 | 28,0 | 48,0 | 124 | 14,0 |
| 38** | 1000 | 398540392000 | | | | | | | | | | |

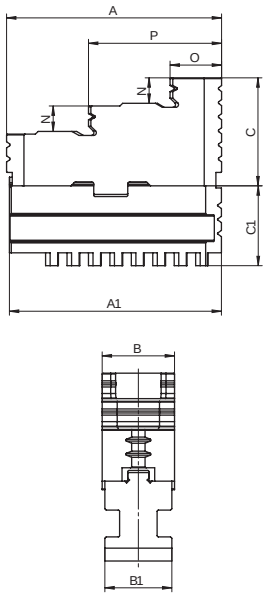


## SZCZĘKI DZIELONE TWARDE ODWRACALNE • 3597
## КУЛАЧКИ СБОРНЫЕ КАЛЕНЫЕ РЕВЕРСИВНЫЕ • 3597

STAL СТАЛЬ

Ø 315 - 1000 mm

| Uchwyt BISON / Патрон BISON | Wielkość uchwytu / Размер патрона | Nr produktu / Код продукта | A | A1 | B | B1 | C | C1 | N | O | P | kg / szt. / кг / шт. |
|---|---|---|---|---|---|---|---|---|---|---|---|---|
| 3597 | 315 | 398538070600 | 110 | 107,5 | 37 | 32 | 51,8 | 36,8 | 13 | 26,5 | 68 | 1,7 |
| 3597 | 405 | 398538102000 | 127 | 120 | 42 | 36 | 58,2 | 45,8 | 13,5 | 26,5 | 76,5 | 2,7 |
| 3597 | 515 | 398538111900 | 127 | 120 | 42 | 40 | 68,2 | 50,8 | 17 | 51 | 89 | 3,2 |
| 3597 | 660 | 398538125100 | 127 | 127 | 52 | 50 | 75,8 | 51,3 | 21 | 51 | 86,5 | 4,6 |
| 3597 | 800 | 398538135300 | 127 | 160 | 52 | 50 | 75,8 | 51,3 | 21 | 51 | 89 | 5,1 |
| 3597 | 1000 | 398538145500 | 175 | 250 | 75 | 70 | 90,7 | 60,8 | 28 | 50,5 | 75,5 | 12,1 |

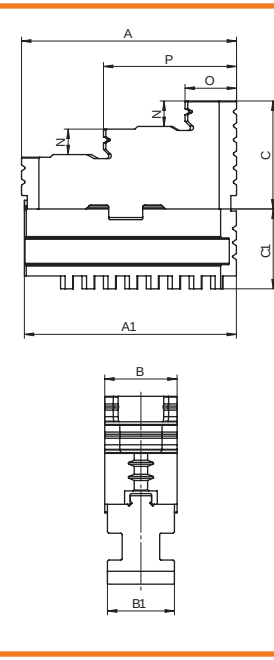


## SZCZĘKI DZIELONE TWARDE ODWRACALNE • HD
## КУЛАЧКИ СБОРНЫЕ КАЛЕНЫЕ РЕВЕРСИВНЫЕ • HD

STAL СТАЛЬ

Ø 400 - 800 mm

| Uchwyt BISON / Патрон BISON | Wielkość uchwytu / Размер патрона | A | A1 | B | B1 | C | C1 | N | O | P | kg / szt. / кг / шт. |
|---|---|---|---|---|---|---|---|---|---|---|---|
| 3515-16" HD | 398535471800 | 135 | 132 | 54 | 50 | 75,7 | 51,3 | 21 | 54,5 | 88 | 4,76 |
| 3515-20" HD | 398535478700 | 135 | 169 | 54 | 50 | 75,7 | 51,3 | 21 | 54,7 | 87,6 | 5,30 |
| 3515-25" HD | 398535489100 | 135 | 210 | 75 | 70 | 83,7 | 58,8 | 28 | 56,6 | 89,5 | 9,96 |
| 3515-32" HD | 398535497800 | 135 | 225 | 75 | 70 | 83,7 | 58,8 | 28 | 56,3 | 89,1 | 9,96 |

STAL СТАЛЬ

## SZCZĘKI DZIELONE MIĘKKIE
## КУЛАЧКИ СБОРНЫЕ МЯГКИЕ

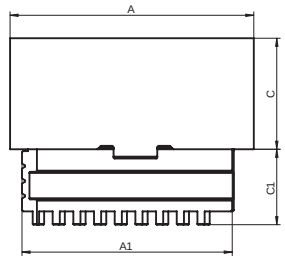


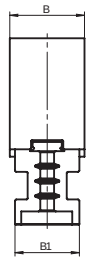


Ø 125 - 1000 mm

| Uchwyt BISON<br>Патрон BISON | Wielkość uchwytu<br>Размер патрона | Nr produktu<br>Код продукта | A | A1 | B | B1 | C | C1 | kg / szt.<br>кг / шт. |
|---|---|---|---|---|---|---|---|---|---|
| 32**; 35** | 125 | 398535520700 | | | | | | | |
| 36**; 37** | 125 | 398539420900 | 64 | 54 | 22,0 | 20 | 35,3 | 24,8 | 0,4 |
| 38** | 125 | 398540521600 | | | | | | | |
| 3105 | 160 | 398530010000 | | | | | | | |
| 32**; 35** | 160 | 398535530900 | 78 | 65 | 25,0 | 20 | 38,3 | 25,8 | 0,6 |
| 36**; 37** | 160 | 398539430000 | | | | | | | |
| 38** | 160 | 398540531800 | | | | | | | |
| 3105 | 200 | 398530020100 | | | | | | | |
| 32**; 35** | 200 | 398535540000 | 90 | 79 | 27,0 | 25 | 38,3 | 29,8 | 1,0 |
| 36**; 37** | 200 | 398539440200 | | | | | | | |
| 38** | 200 | 398540541000 | | | | | | | |
| 3105 | 250 | 398530030300 | | | | | | | |
| 32**; 35** | 250 | 398535550200 | 106 | 92 | 32,5 | 28 | 48,3 | 32,8 | 1,6 |
| 36**; 37** | 250 | 398539450400 | | | | | | | |
| 38** | 250 | 398540551100 | | | | | | | |
| 3105 | 315 | 398530040500 | | | | | | | |
| 32**; 35** | 315 | 398535560400 | 120 | 110 | 37,0 | 32 | 51,8 | 36,8 | 3,1 |
| 36**; 37** | 315 | 398539460600 | | | | | | | |
| 38** | 315 | 398540561300 | | | | | | | |
| 3105 | 400 | 398530110000 | | | | | | | |
| 32**; 35** | 400 | 398535570600 | 140 | 130 | 42,0 | 36 | 58,2 | 45,8 | 3,3 |
| 36**; 37** | 400 | 398539470800 | | | | | | | |
| 38** | 400 | 398540571500 | | | | | | | |
| 32**; 35** | 500 | 398535580800 | | | | | | | |
| 36**; 37** | 500 | 398539480000 | 140 | 166 | 42,0 | 40 | 68,2 | 50,8 | 4,6 |
| 38** | 500 | 398540580400 | | | | | | | |
| 32**; 35** | 630 | 398535590000 | | | | | | | |
| 36**; 37** | 630 | 398539490100 | 160 | 210 | 52,0 | 50 | 75,7 | 51,3 | 7,5 |
| 38** | 630 | 398535601700 | | | | | | | |
| 32**; 35** | 800 | 398535600400 | | | | | | | |
| 36**; 37** | 800 | 398539491400 | 160 | 225 | 52,0 | 50 | 75,7 | 51,3 | 7,6 |
| 38** | 800 | 398535602000 | | | | | | | |
| 32**; 35** | 1000 | 398535611900 | | | | | | | |
| 36**; 37** | 1000 | 398539492700 | 191 | 328 | 75,0 | 70 | 90,7 | 60,8 | 17,8 |
| 38** | 1000 | 398535603200 | | | | | | | |



## SZCZĘKI JEDNOLITE TWARDE ZEWNĘTRZNE • CT
## КУЛАЧКИ ПРЯМЫЕ ЦЕЛЬНЫЕ КАЛЕНЫЕ • CT

STAL СТАЛЬ

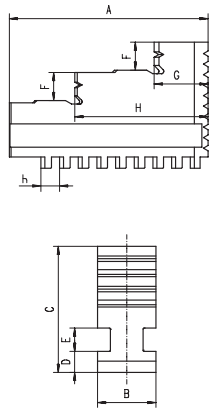


| | Uchwyt BISON / Патрон BISON | Wielkość uchwytu / Размер патрона | Nr produktu / Код продукта | A | B | C | D | E | F | G | H | h | kg / szt. / кг / шт. |
|---|---|---|---|---|---|---|---|---|---|---|---|---|---|
| Ø 315 - 1000 mm | CTOO; CTOO F; CT74; 3204-CT; 3234-CT | 80 | 398535000900 | 32 | 11 | 28 | 6 | 6 | 6 | 9,5 | 21,0 | 4 | 0,03 |
| | CTOO; CTOO F; CT74; 3204-CT; 3234-CT | 100 | 398535010000 | 42 | 15 | 32 | 6 | 6 | 7 | 11,0 | 27,0 | 6 | 0,09 |
| | CTOO; CTOO F; CT74; 3204-CT; 3234-CT | 125 | 398535020200 | 51 | 20 | 40 | 8 | 8 | 8 | 13,0 | 33,5 | 7 | 0,18 |
| | CTOO; CTOO F; CT74; 3204-CT; 3234-CT | 160 | 398535030400 | 70 | 20 | 53 | 8 | 8 | 10 | 19,0 | 45,0 | 8 | 0,36 |
| | CTOO; CTOO F; CT74; 3204-CT; 3234-CT | 200 | 398535040600 | 85 | 25 | 54 | 9 | 10 | 12 | 23,0 | 57,0 | 8 | 0,5 |
| | CTOO; CTOO F; CT74; 3204-CT; 3234-CT | 250 | 398539090800 | 105 | 28 | 63 | 11 | 12 | 14 | 28,0 | 69,5 | 10 | 0,8 |
| | CTOO; CTOO F; CT74; 3204-CT; 3234-CT | 315 | 398535060000 | 125 | 32 | 73 | 12,7 | 12 | 18 | 34,5 | 83,0 | 10 | 1,32 |
| | CTOO; CTOO F; CT74; 3204-CT; 3234-CT | 400 | 398535070100 | 145 | 36 | 92 | 15 | 14 | 22 | 36,0 | 99,0 | 12 | 2,35 |



## SZCZĘKI JEDNOLITE TWARDE WEWNTRZNE • CT
## КУЛАЧКИ ОБРАТНЫЕ ЦЕЛЬНЫЕ КАЛЕНЫЕ • CT

STAL СТАЛЬ

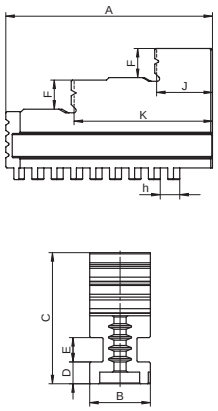


| | Uchwyt BISON / Патрон BISON | Wielkość uchwytu / Размер патрона | Nr produktu / Код продукта | A | B | C | D | E | F | J | K | h | kg / szt. / кг / шт. |
|---|---|---|---|---|---|---|---|---|---|---|---|---|---|
| Ø 315 - 1000 mm | CTOO; CTOO F; CT74; 3204-CT; 3234-CT | 80 | 398535100000 | 32 | 11 | 28 | 6,0 | 6 | 6 | 9,5 | 21,0 | 4 | 0,03 |
| | CTOO; CTOO F; CT74; 3204-CT; 3234-CT | 100 | 398535110100 | 42 | 15 | 32 | 6,0 | 6 | 7 | 12,0 | 27,5 | 6 | 0,09 |
| | CTOO; CTOO F; CT74; 3204-CT; 3234-CT | 125 | 398535120300 | 51 | 20 | 40 | 8,0 | 8 | 8 | 13,0 | 33,5 | 7 | 0,18 |
| | CTOO; CTOO F; CT74; 3204-CT; 3234-CT | 160 | 398535130500 | 70 | 20 | 53 | 8,0 | 8 | 10 | 22,0 | 47,5 | 8 | 0,36 |
| | CTOO; CTOO F; CT74; 3204-CT; 3234-CT | 200 | 398535140700 | 85 | 25 | 54 | 9,0 | 10 | 12 | 23,0 | 57,0 | 8 | 0,50 |
| | CTOO; CTOO F; CT74; 3204-CT; 3234-CT | 250 | 398535220400 | 105 | 28 | 63 | 11,0 | 12 | 14 | 28,0 | 69,5 | 10 | 0,80 |
| | CTOO; CTOO F; CT74; 3204-CT; 3234-CT | 315 | 398535160000 | 125 | 32 | 73 | 12,7 | 12 | 18 | 34,5 | 83,0 | 10 | 1,32 |
| | CTOO; CTOO F; CT74; 3204-CT; 3234-CT | 400 | 398535170200 | 145 | 36 | 92 | 15,0 | 14 | 22 | 36,0 | 99,0 | 12 | 2,35 |

STAL СТАЛЬ

## SZCZĘKI PODSTAWOWE ▪ CT
## КУЛАЧКИ ОСНОВНЫЕ (РЕЙКИ) ▪ CT




Ø 315 - 1000 mm

| Uchwyt BISON / Патрон BISON | Wielkość uchwytu / Размер патрона | Nr produktu / Код продукта | A+0,8 | B+0,5 | C | E | K | M* | h | kg / szt. / кг / шт. |
|---|---|---|---|---|---|---|---|---|---|---|
| CTOO; CTOO F; CT74; 3204-CT; 3234-CT | 160 | 398535830100 | 5 | 3 | 12 | 12 | 40 | 2xM8 | 8 | 0,18 |
| CTOO; CTOO F; CT74; 3204-CT; 3234-CT | 200 | 398535840300 | 5 | 3 | 15 | 15 | 50 | 2xM10 | 8 | 0,3 |
| CTOO; CTOO F; CT74; 3204-CT; 3234-CT | 250 | 398535850500 | 7 | 3 | 20 | 20 | 65 | 2xM12 | 10 | 0,48 |
| CTOO; CTOO F; CT74; 3204-CT; 3234-CT | 315 | 398535860700 | 8 | 4 | 20 | 20 | 80 | 2xM12 | 10 | 0,77 |
| CTOO; CTOO F; CT74; 3204-CT; 3234-CT | 400 | 398535870900 | 9 | 4 | 25 | 25 | 95 | 2xM16 | 12 | 1,10 |

*** Śruby w komplecie ze szczękami podstawowymi** ▪ Болты в комплекте с кулачками основными

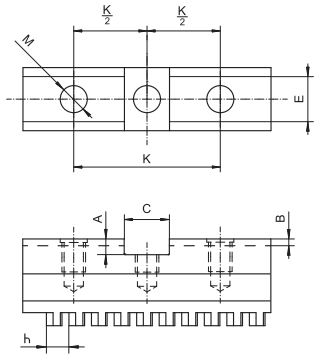



## SZCZĘKI JEDNOLITE TWARDE ZEWNĘTRZNE
## КУЛАЧКИ ПРЯМЫЕ ЦЕЛЬНЫЕ КАЛЕНЫЕ

STAL СТАЛЬ

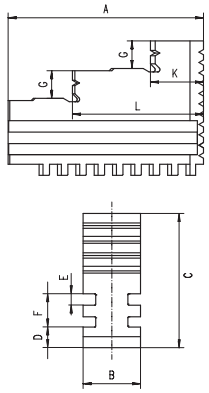


| | Uchwyt BISON / Патрон BISON | Wielkość uchwytu / Размер патрона | Nr produktu / Код продукта | A | B | C | D | E | F | G | K | L | kg / szt. / кг / шт. |
|---|---|---|---|---|---|---|---|---|---|---|---|---|---|
| Ø 160 - 630 mm | 3202; 3203 | 160 | 398533610000 | 70 | 20 | 56 | 8,0 | 6 | 18 | 12 | 19 | 45,0 | 0,5 |
| | 3602; 3603 | 160 | 398536810600 | | | | | | | | | | |
| | 3202; 3203 | 200 | 398533620100 | 85 | 25 | 62 | 9,0 | 6 | 18 | 12 | 23 | 57,0 | 0,6 |
| | 3602; 3603 | 200 | 398536820800 | | | | | | | | | | |
| | 3202; 3203 | 250 | 398533630300 | 105 | 28 | 74 | 11,0 | 8 | 23 | 15 | 28 | 69,5 | 1,1 |
| | 3602; 3603 | 250 | 398536830000 | | | | | | | | | | |
| | 3202; 3203 | 315 | 398533640500 | 125 | 32 | 90 | 12,7 | 10 | 29 | 19 | 34 | 83,0 | 1,7 |
| | 3602; 3603 | 315 | 398536840100 | | | | | | | | | | |
| | 3202; 3203 | 400 | 398533650700 | 145 | 36 | 107 | 15,0 | 10 | 29 | 22 | 36 | 99,0 | 2,7 |
| | 3602; 3603 | 400 | 398536850300 | | | | | | | | | | |
| | 3202; 3203 | 500 | 398533660900 | 180 | 40 | 120 | 16,0 | 12 | 34 | 26 | 50 | 119,5 | 4,9 |
| | 3602; 3603 | 500 | 398536851600 | | | | | | | | | | |
| | 3202; 3203 | 630 | 398533670000 | 225 | 50 | 130 | 16,0 | 12 | 34 | 28 | 66 | 149,0 | 7,7 |
| | 3602; 3603 | 630 | 398536852900 | | | | | | | | | | |



## SZCZĘKI JEDNOLITE TWARDE WEWNĘTRZNE
## КУЛАЧКИ ОБРАТНЫЕ ЦЕЛЬНЫЕ КАЛЕНЫЕ

STAL СТАЛЬ

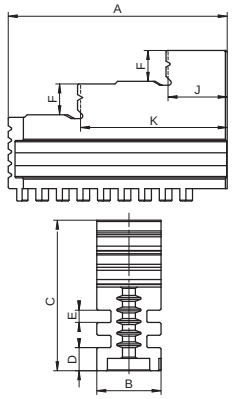


| | Uchwyt BISON / Патрон BISON | Wielkość uchwytu / Размер патрона | Nr produktu / Код продукта | A | B | C | D | E | F | G | J | K | kg / szt. / кг / шт. |
|---|---|---|---|---|---|---|---|---|---|---|---|---|---|
| Ø 160 - 630 mm | 3202; 3203 | 160 | 398533710000 | 70 | 20 | 56 | 8,0 | 6 | 18 | 12 | 23 | 45,0 | 0,5 |
| | 3602; 3603 | 160 | 398536860500 | | | | | | | | | | |
| | 3202; 3203 | 200 | 398533720200 | 85 | 25 | 62 | 9,0 | 6 | 18 | 12 | 23 | 57,0 | 0,6 |
| | 3602; 3603 | 200 | 398536870700 | | | | | | | | | | |
| | 3202; 3203 | 250 | 398533730400 | 105 | 28 | 74 | 11,0 | 8 | 23 | 15 | 28 | 69,5 | 1,1 |
| | 3602; 3603 | 250 | 398536880900 | | | | | | | | | | |
| | 3202; 3203 | 315 | 398533740600 | 125 | 32 | 90 | 12,7 | 10 | 29 | 19 | 34 | 83,0 | 1,7 |
| | 3602; 3603 | 315 | 398536890000 | | | | | | | | | | |
| | 3202; 3203 | 400 | 398533750800 | 145 | 36 | 107 | 15,0 | 10 | 29 | 22 | 36 | 99,0 | 2,7 |
| | 3602; 3603 | 400 | 398536800500 | | | | | | | | | | |
| | 3202; 3203 | 500 | 398533760000 | 180 | 40 | 120 | 16,0 | 12 | 34 | 26 | 50 | 119,5 | 4,9 |
| | 3602; 3603 | 500 | 398536901800 | | | | | | | | | | |
| | 3202; 3203 | 630 | 398533770100 | 180 | 40 | 120 | 16,0 | 12 | 34 | 26 | 66 | 119,5 | 4,9 |
| | 3602; 3603 | 630 | 398536902000 | | | | | | | | | | |

STAL СТАЛЬ

## SZCZĘKI JEDNOLITE MIĘKKIE
## КУЛАЧКИ МЯГКИЕ ЦЕЛЬНЫЕ

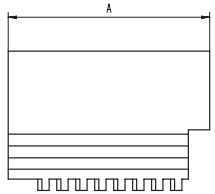


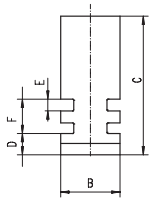


Ø 160 - 630 mm

| Uchwyt BISON<br>Патрон BISON | Wielkość uchwytu<br>Размер патрона | Nr produktu<br>Код продукта | A | B | C | D | E | F | kg / szt.<br>кг / шт. |
|---|---|---|---|---|---|---|---|---|---|
| 3202; 3203 | 160 | 398533110500 | 70 | 20 | 56 | 8,0 | 6 | 18 | 0,5 |
| 3602; 3603 | 160 | 398537110800 | | | | | | | |
| 3202; 3203 | 200 | 398533120700 | 85 | 25 | 62 | 9,0 | 6 | 18 | 0,6 |
| 3602; 3603 | 200 | 398537120000 | | | | | | | |
| 3202; 3203 | 250 | 398533130900 | 105 | 28 | 74 | 11,0 | 8 | 23 | 1,1 |
| 3602; 3603 | 250 | 398537130100 | | | | | | | |
| 3202; 3203 | 315 | 398533140000 | 125 | 32 | 90 | 12,7 | 10 | 29 | 1,7 |
| 3602; 3603 | 315 | 398537140300 | | | | | | | |
| 3202; 3203 | 400 | 398533150200 | 145 | 36 | 107 | 15,0 | 10 | 29 | 3,8 |
| 3602; 3603 | 400 | 398537150500 | | | | | | | |
| 3202; 3203 | 500 | 398533160400 | 180 | 40 | 120 | 16,0 | 12 | 34 | 8,8 |
| 3602; 3603 | 500 | 398537160700 | | | | | | | |
| 3202; 3203 | 630 | 398533170600 | 225 | 50 | 130 | 16,0 | 12 | 34 | 10,2 |
| 3602; 3603 | 630 | 398537170900 | | | | | | | |



## SZCZĘKI PODSTAWOWE
## КУЛАЧКИ ОСНОВНЫЕ (РЕЙКИ)

STAL СТАЛЬ

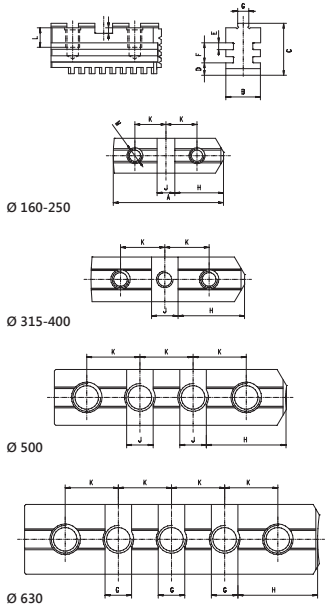


| | Uchwyt BISON / Патрон BISON | Wielkość uchwytu / Размер патрона | Nr produktu / Код продукта | A | B | C | D | E | F | G | H | J | K | L | M* | kg / szt. / кг / шт. |
|---|---|---|---|---|---|---|---|---|---|---|---|---|---|---|---|---|
| Ø 160 - 630 mm | 3202; 3203 | 160 | 398533810100 | 65 | 20 | 39 | 8,0 | 6 | 18 | 7,94 | 28,6 | 12,69 | 19,05 | 15,0 | 2xM10 | 0,3 |
| | 3602; 3603 | 160 | 398536910700 | | | | | | | | | | | | | |
| | 3202; 3203 | 200 | 398533820300 | 79 | 25 | 41 | 9,0 | 6 | 18 | 7,94 | 34,9 | 12,69 | 22,25 | 14,0 | 2xM10 | 0,4 |
| | 3602; 3603 | 200 | 398536920900 | | | | | | | | | | | | | |
| | 3202; 3203 | 250 | 398533830500 | 92 | 28 | 47 | 11,0 | 8 | 23 | 12,7 | 39,7 | 19,04 | 27,00 | 16,0 | 2xM10 | 0,6 |
| | 3602; 3603 | 250 | 398536930000 | | | | | | | | | | | | | |
| | 3202; 3203 | 315 | 398533840700 | 110 | 32 | 57 | 12,7 | 10 | 29 | 12,7 | 47,6 | 19,04 | 31,75 | 16,0 | 3xM12 | 1,1 |
| | 3602; 3603 | 315 | 398536940200 | | | | | | | | | | | | | |
| | 3202; 3203 | 400 | 398533850900 | 130 | 36 | 64 | 15,0 | 10 | 29 | 12,7 | 57,1 | 19,04 | 38,10 | 18,8 | 3xM16 | 1,6 |
| | 3602; 3603 | 400 | 398536950400 | | | | | | | | | | | | | |
| | 3202; 3203 | 500 | 398533860000 | 166 | 40 | 74 | 16,0 | 12 | 34 | 12,7 | 57,1 | 19,04 | 38,10 | 32,5 | 4xM20 | 2,6 |
| | 3602; 3603 | 500 | 398536960600 | | | | | | | | | | | | | |
| | 3202; 3203 | 630 | 398533800000 | 210 | 50 | 74 | 16,0 | 12 | 34 | 12,7 | 57,1 | 19,04 | 38,10 | 32,5 | 5xM20 | 3,8 |
| | 3602; 3603 | 630 | 398536961900 | | | | | | | | | | | | | |

*** Śruby w komplecie ze szczękami podstawowymi** • Болты в комплекте с кулачками основными

STAL СТАЛЬ

## SZCZĘKI JEDNOLITE TWARDE ZEWNĘTRZNE
## КУЛАЧКИ ПРЯМЫЕ ЦЕЛЬНЫЕ КАЛЕНЫЕ



Ø 125 - 315 mm

| Uchwyt RÖHM / Патрон RÖHM | Nr produktu / Код продукта | A | B | C | D | E | F | G | H | kg / szt. / кг / шт. |
|---|---|---|---|---|---|---|---|---|---|---|
| ZG-125/3; ZS-125/3 | 398531730800 | 52 | 18 | 41,5 | 7,3 | 7 | 8 | 17 | 35 | 0,2 |
| ZG-140/3; ZS-140/3 | 398531740000 | 61 | 18 | 41,5 | 8,2 | 7 | 8 | 18 | 40 | 0,2 |
| ZG-160/3; ZS-160/3 | 398531750100 | 61 | 18 | 47,5 | 8,2 | 7 | 10 | 18 | 40 | 0,2 |
| ZG-200/3; ZS-200/3 | 398531760300 | 69 | 20 | 53,5 | 8,2 | 8 | 10 | 20 | 44 | 0,4 |
| ZG-250/3; ZS-250/3 | 398531780700 | 90 | 24 | 67,5 | 10,3 | 10 | 14 | 27 | 57 | 0,7 |
| ZG-315/3; ZS-315/3 | 398531800300 | 130 | 34 | 79,5 | 11,2 | 15 | 15 | 41,5 | 86,5 | 1,8 |

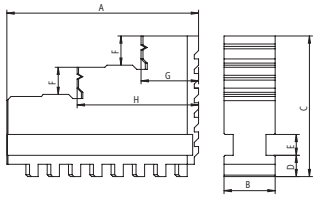


STAL СТАЛЬ

## SZCZĘKI JEDNOLITE TWARDE WEWNĘTRZNE
## КУЛАЧКИ ОБРАТНЫЕ ЦЕЛЬНЫЕ КАЛЕНЫЕ



Ø 125 - 315 mm

| Uchwyt RÖHM / Патрон RÖHM | Nr produktu / Код продукта | A | B | C | D | E | F | G | H | kg / szt. / кг / шт. |
|---|---|---|---|---|---|---|---|---|---|---|
| ZG-125/3; ZS-125/3 | 398531870600 | 52 | 18 | 41,5 | 7,3 | 7 | 8 | 16 | 34 | 0,2 |
| ZG-140/3; ZS-140/3 | 398531880800 | 61 | 18 | 41,5 | 8,2 | 7 | 8 | 17 | 39 | 0,2 |
| ZG-160/3; ZS-160/3 | 398531890000 | 61 | 18 | 47,5 | 8,2 | 7 | 10 | 17 | 39 | 0,2 |
| ZG-200/3; ZS-200/3 | 398531900400 | 69 | 20 | 53,5 | 8,2 | 8 | 10 | 19 | 43 | 0,4 |
| ZG-250/3; ZS-250/3 | 398531920800 | 90 | 24 | 67,5 | 10,3 | 10 | 14 | 26 | 56 | 0,7 |
| ZG-315/3; ZS-315/3 | 398531940100 | 130 | 34 | 79,5 | 11,2 | 15 | 15 | 40 | 85 | 1,8 |

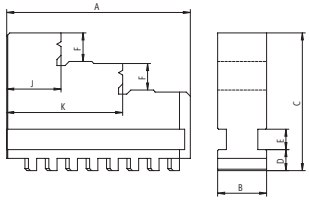

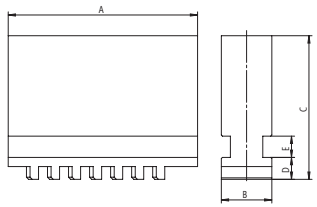


## SZCZĘKI JEDNOLITE MIĘKKIE
КУЛАЧКИ МЯГКИЕ ЦЕЛЬНЫЕ

STAL СТАЛЬ

Ø 80 - 315 mm

| Uchwyt RÖHM<br>Патрон RÖHM | Nr produktu<br>Код продукта | A | B | C | D | E | kg / szt.<br>кг / шт. |
|---|---|---|---|---|---|---|---|
| ZG-80/3; ZS-80/3 | 398538320000 | 37 | 12 | 26 | 4,8 | 4,5 | 0,1 |
| ZG-100/3; ZS-100/3 | 398538301900 | 48 | 14 | 33,5 | 6,3 | 6 | 0,2 |
| ZG-110/3; ZS-110/3 | 398538301900 | 48 | 14 | 33,5 | 6,3 | 6 | 0,2 |
| ZG-125/3; ZS-125/3 | 398538302100 | 52 | 18 | 41,5 | 7,3 | 7 | 0,3 |
| ZG-140/3; ZS-140/3 | 398538303400 | 61 | 18 | 41,5 | 8,2 | 7 | 0,3 |
| ZG-160/3; ZS-160/3 | 398538304700 | 61 | 18 | 47,5 | 8,2 | 7 | 0,4 |
| ZG-200/3; ZS-200/3 | 398538305000 | 69 | 20 | 53,5 | 8,2 | 8 | 0,5 |
| ZG-250/3; ZS-250/3 | 398538306200 | 90 | 24 | 67,5 | 10,3 | 10 | 1,0 |
| ZG-315/3; ZS-315/3 | 398538307500 | 130 | 34 | 79,5 | 11,2 | 15 | 2,4 |

STAL СТАЛЬ

## SZCZĘKI GÓRNE TWARDE
## КУЛАЧКИ КАЛЕНЫЕ НАКЛАДНЫЕ

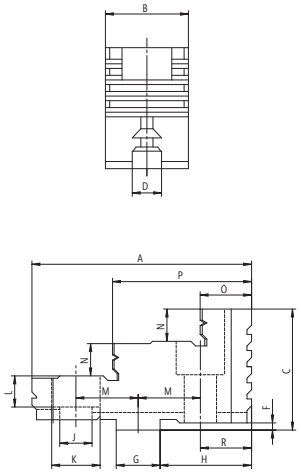


Ø 125 - 315 mm

| Uchwyt RÖHM / Патрон RÖHM | Nr produktu / Код продукта | A | B | C | D | F | G | H | J | K | L | M | N | O | P | R | kg / szt. / кг / шт. |
|---|---|---|---|---|---|---|---|---|---|---|---|---|---|---|---|---|---|
| ZG-125/3; ZS-125/3 | 398537710300 | 56 | 26 | 37,5 | 7,96 | 3,1 | 12,68 | 22,6 | 9 | 15 | 9 | 16 | 8 | 13 | 35 | 13 | 0,2 |
| ZG-140/160/3; ZS-140/160/3 | 398537720500 | 66,7 | 28 | 41,5 | 7,96 | 3,1 | 12,68 | 28,5 | 9 | 15 | 10 | 19,05 | 10 | 15,8 | 42,8 | 15,8 | 0,3 |
| ZG-200/230/3; ZS-200/230/3 | 398537730700 | 79,5 | 30 | 42,5 | 7,96 | 3,1 | 12,68 | 34,9 | 9 | 15 | 10 | 22,23 | 10 | 19 | 51,5 | 19 | 0,4 |
| ZG-250/270/3; ZS-250/270/3 | 398537740900 | 95,3 | 36 | 52,5 | 12,72 | 3,1 | 19,03 | 39,7 | 14 | 20 | 13,5 | 26,98 | 14 | 22,2 | 60,2 | 22,2 | 0,7 |
| ZG-315/3; ZS-315/3 | 398537750000 | 109,5 | 42 | 57,5 | 12,72 | 3,1 | 19,03 | 47,6 | 14 | 20 | 13,5 | 31,75 | 15 | 25,4 | 67,4 | 25,4 | 1,0 |

STAL СТАЛЬ

## SZCZĘKI GÓRNE MIĘKKIE
## КУЛАЧКИ МЯГКИЕ НАКЛАДНЫЕ (СЫРЫЕ)

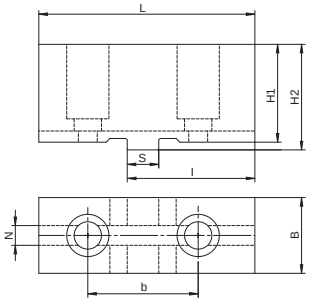


Ø 125 - 800 mm

| Uchwyt RÖHM / Патрон RÖHM | Nr produktu / Код продукта | Typ szczęk / Тип кулачков | N | S | B | $H_1$ | $H_2$ | L | b | I | Śruby / Винты | kg / szt. / кг / шт. |
|---|---|---|---|---|---|---|---|---|---|---|---|---|
| ZGU 125; ZSU 125; ZGF 125 | 398525426500 | SGM Z4PS 125-01 | 7,96 | 12,67 | 26 | 38 | 35,0 | 62 | 32,0 | 25,6 | M 8 | 0,4 |
| ZGU 160; ZGU 140; ZSU 160; ZSU 140; ZGF 160 | 398525427800 | SGM Z4PS 160-01 | 7,96 | 12,67 | 30 | 45 | 42,0 | 74 | 38,1 | 32,2 | M 8 | 0,6 |
| ZGU 200; ZGD 200-230; ZSU 200; UGU 200; ZGF 250; USU 260 | 398525428000 | SGM Z4PS 200-01 | 7,96 | 12,67 | 30 | 50 | 47,0 | 87 | 44,5 | 38,7 | M 8 | 0,8 |
| ZGU 250; ZGD 250-270; ZSU 250; UGU 260; ZGF 250; USU 260 | 398525429300 | SGM Z4PS 250-01 | 12,72 | 19,02 | 35 | 60 | 57,0 | 103 | 54,0 | 43,5 | M 12 | 1,3 |
| | 398525430000 | SGM Z4PS 250-10 | 12,72 | 19,02 | 50 | 60 | 57,0 | 118 | 54,0 | 40,5 | M 16 | 2,2 |
| | 398525431300 | SGM Z4PS 315-10 | 12,72 | 19,02 | 50 | 60 | 53,7 | 137 | 63,5 | 47,5 | M 16 | 2,5 |
| ZGU 315; ZGD 315; ZSU 315; UGU 310-350; ZGF 350-400; USU 400-450 | 398525432600 | SGM Z4PS 315-01 | 12,72 | 19,02 | 40 | 60 | 57,0 | 120 | 63,5 | 53,0 | M 12 | 1,8 |
| ZGU 350-400; ZGD 400; ZSU 350-400; UGU 400-450; ZGF 350-400; USU 400-450 | 398525433900 | SGM Z4PS 350-01 | 12,72 | 19,02 | 50 | 80 | 73,7 | 137 | 76,2 | 62,0 | M 16 | 3,4 |
| ZGU 500-630-700; ZGD 500; ZSU 500-630-700; UGU 500-560-600-630-710; USU 500-560-600-630-710 | 398525434100 | SGM Z4PS 500-01 | 12,72 | 19,02 | 50 | 80 | 73,7 | 140 | 76,2 | 63,5 | M 20 | 3,2 |
| HS 630-700-800; ZGU 800; ZSU 800; UGU 800; USU 800; HS 1000-1250; ZGU 1000-1250; ZSU 1000-1250 | 398525435400 | SGM Z4PS 800-01 | 12,72 | 19,02 | 60 | 100 | 93,7 | 210 | 76,2 | 70,0 | M 20 | 8,0 |

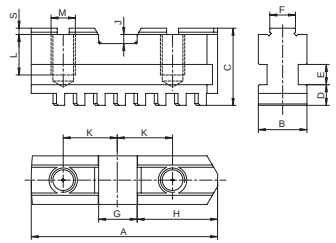


## SZCZĘKI PODSTAWOWE
КУЛАЧКИ ОСНОВНЫЕ (РЕЙКИ)

STAL СТАЛЬ

| | Uchwyt RÖHM / Патрон RÖHM | Nr produktu / Код продукта | A | B | C | D | E | F | G | H | J | K | L | M* | S | kg / szt. / кг / шт. |
|---|---|---|---|---|---|---|---|---|---|---|---|---|---|---|---|---|
| Ø 125 - 315 mm | ZG-125/3; ZS-125/3 | 398535711000 | 55 | 18 | 27,1 | 7,3 | 7 | 7,94 | 12,69 | 22,6 | 4,5 | 16 | 14,5 | M8 | 3,1 | 0,1 |
| | ZG-140/3; ZS-140/3 | 398535712200 | 65 | 18 | 30,1 | 8,2 | 7 | 7,94 | 12,69 | 28,5 | 4,5 | 19,05 | 16 | M8 | 3,1 | 0,2 |
| | ZG-160/3; ZS-160/3 | 398535713500 | 65 | 18 | 30,1 | 8,2 | 7 | 7,94 | 12,69 | 28,5 | 4,5 | 19,05 | 16 | M8 | 3,1 | 0,2 |
| | ZG-200/3; ZS-200/3 | 398535714800 | 78 | 20 | 31,1 | 8,2 | 8 | 7,94 | 12,69 | 34,9 | 4,5 | 22,225 | 16 | M8 | 3,1 | 0,2 |
| | ZG-250/3; ZS-250/3 | 398535715000 | 92 | 24 | 38,1 | 10,2 | 10 | 12,7 | 19,04 | 39,7 | 4,5 | 27 | 20 | M12 | 3,1 | 0,4 |
| | ZG-315/3; ZS-315/3 | 398535716300 | 108 | 34 | 43,1 | 11,2 | 15 | 12,7 | 19,04 | 47,6 | 4,5 | 31,75 | 25 | M12 | 3,1 | 0,8 |

*** Śruby w komplecie ze szczękami podstawowymi** • Болты в комплекте с кулачками основными

STAL СТАЛЬ

## SZCZĘKI JEDNOLITE TWARDE
## КУЛАЧКИ ЦЕЛЬНЫЕ КАЛЕНЫЕ

Ø 125 - 315 mm

| Uchwyt BISON / Патрон BISON | Wielkość uchwytu / Размер патрона | Nr produktu / Код продукта | A | B | C | D | E | F | G | H | J | a | b | kg / szt. / кг / шт. |
|---|---|---|---|---|---|---|---|---|---|---|---|---|---|---|
| 34** | 125 | 398530910800 | 58,0 | 14 | 40 | 6,5 | 7 | 7,0 | 16,0 | 32,0 | 48 | 8 | 12 | 0,4 |
| 34** | 160 | 398530920000 | 69,0 | 20 | 45 | 7,5 | 9 | 8,0 | 26,0 | 58,0 | - | 10 | 12 | 1,0 |
| 34** | 200 | 398530930100 | 90,0 | 22 | 50 | 8,0 | 9 | 11,5 | 33,0 | 72,5 | - | 12 | 15 | 1,5 |
| 34** | 250 | 398530940300 | 108,5 | 26 | 60 | 10,0 | 11 | 14,0 | 36,0 | 83,0 | - | 15 | 20 | 2,6 |
| 34** | 315 | 398530950500 | 132,0 | 32 | 70 | 12,0 | 14 | 17,0 | 41,5 | 104,5 | - | 20 | 20 | 4,4 |

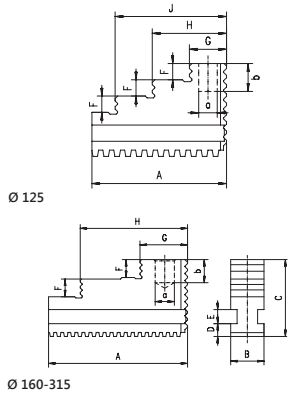


STAL СТАЛЬ

## SZCZĘKI GÓRNE TWARDE
## КУЛАЧКИ КАЛЕНЫЕ НАКЛАДНЫЕ

Ø 125 - 315 mm

| Uchwyt BISON / Патрон BISON | Wielkość uchwytu / Размер патрона | Nr produktu / Код продукта | A | B | C | D | E | F | G | H | J | K | L | M | N | O | P | R | S | kg / szt. / кг / шт. |
|---|---|---|---|---|---|---|---|---|---|---|---|---|---|---|---|---|---|---|---|---|
| 34** | 125 | 398531081300 | 59 | 20 | 36,0 | 14 | 1,5 | 5,0 | 5 | 26,0 | 6,4 | 10,4 | 6,0 | 10 | 7,0 | 16,0 | 31 | 18,5 | 47 | 0,2 |
| 34** | 160 | 398531082600 | 63 | 20 | 32,5 | 8 | 3,0 | 4,5 | 18 | 23,0 | 8,4 | 13,5 | 9,0 | 16 | 7,5 | 26,0 | 39 | 16,0 | - | 0,2 |
| 34** | 200 | 398531083900 | 72 | 22 | 38,5 | 10 | 3,5 | 5,0 | 20 | 27,0 | 8,4 | 13,5 | 9,0 | 20 | 9,5 | 32,0 | 48 | 17,0 | - | 0,3 |
| 34** | 250 | 398531084100 | 90 | 30 | 50,0 | 12 | 3,5 | 5,0 | 20 | 30,0 | 13,0 | 19,0 | 7,0 | 20 | 14,0 | 40,5 | 81 | 20,0 | - | 0,7 |
| 34** | 315 | 398531085400 | 105 | 35 | 53,5 | 12 | 3,5 | 6,5 | 26 | 35,3 | 13,0 | 19,0 | 15,5 | 27 | 15,0 | 40,0 | 95 | 21,3 | - | 1,1 |

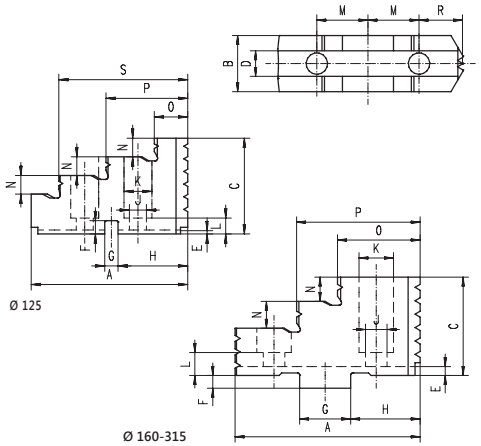

## SZCZĘKI GÓRNE MIĘKKIE
## КУЛАЧКИ МЯГКИЕ НАКЛАДНЫЕ (СЫРЫЕ)

STAL СТАЛЬ

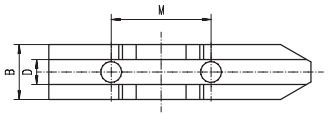


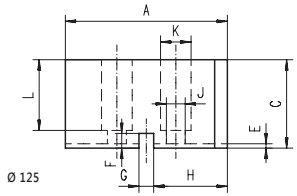


Ø 125

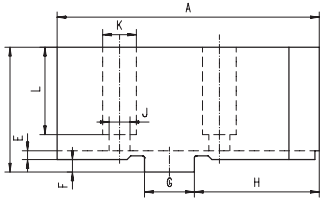


Ø 160-315

**Ø 125 - 315 mm**

| Uchwyt BISON<br>Патрон BISON | Wielkość uchwytu<br>Размер патрона | Nr produktu<br>Код продукта | A | B | C | D | E | F | G | H | J | K | L | M | kg / szt.<br>кг / шт. |
|---|---|---|---|---|---|---|---|---|---|---|---|---|---|---|---|
| 34** | 125 | 398531030100 | 55 | 20 | 30 | 14 | 1,5 | 5,0 | 5 | 25 | 6,4 | 10,4 | 24,0 | 20 | 0,2 |
| 34** | 160 | 398531040300 | 85 | 20 | 40 | 8 | 3,0 | 4,5 | 18 | 42 | 8,4 | 13,5 | 26,5 | 32 | 0,4 |
| 34** | 200 | 398531050500 | 105 | 22 | 50 | 10 | 3,5 | 5,0 | 20 | 50 | 8,4 | 13,5 | 35,0 | 40 | 0,7 |
| 34** | 250 | 398531060700 | 125 | 30 | 55 | 12 | 3,5 | 5,0 | 20 | 70 | 13,0 | 19,0 | 41,0 | 40 | 1,2 |
| 34** | 315 | 398531070900 | 145 | 35 | 60 | 12 | 3,5 | 6,0 | 26 | 74 | 13,0 | 19,0 | 38,0 | 54 | 1,8 |

STAL СТАЛЬ

## SZCZĘKI PODSTAWOWE
## КУЛАЧКИ ОСНОВНЫЕ (РЕЙКИ)




Ø 125 - 315 mm

| Uchwyt BISON / Патрон BISON | Wielkość uchwytu / Размер патрона | Nr produktu / Код продукта | A | B | C | D | E | F | G | H | J | K | L | M* | S | kg / szt. / кг / шт. |
|---|---|---|---|---|---|---|---|---|---|---|---|---|---|---|---|---|
| 34** | 125 | 398530970900 | 51,5 | 14 | 21,5 | 6,5 | 7 | - | 5 | 25,75 | 3,0 | 10 | 10 | M6 | - | 0,1 |
| 34** | 160 | 398530980000 | 65,0 | 20 | 30,0 | 7,5 | 9 | 8 | 18 | 28,0 | 5,0 | 32 | 13 | M8 | 2,5 | 0,2 |
| 34** | 200 | 398530990200 | 85,0 | 22 | 32,0 | 8,0 | 9 | 10 | 20 | 42,0 | 5,5 | 40 | 13 | M8 | 2,5 | 0,3 |
| 34** | 250 | 398531000600 | 87,5 | 26 | 40,0 | 10,0 | 11 | 12 | 20 | 41,5 | 5,5 | 40 | 15 | M12 | 3,0 | 0,5 |
| 34** | 315 | 398531010800 | 125,0 | 32 | 46,0 | 12,0 | 14 | 12 | 26 | 69,0 | 7,0 | 54 | 17 | M12 | 3,0 | 1,0 |

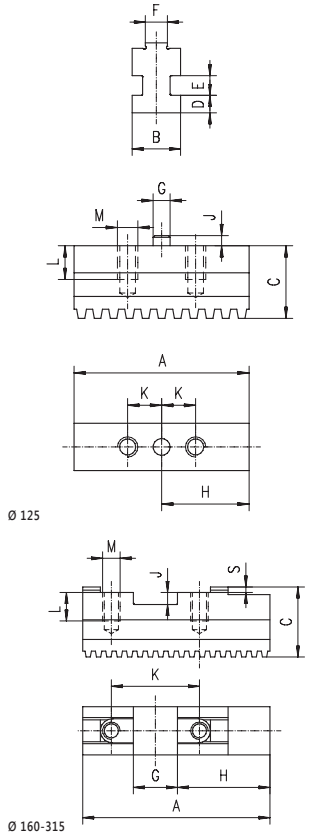


* **Śruby w komplecie ze szczękami podstawowymi** • Болты в комплекте с кулачками основными

## SZCZĘKI DZIELONE TWARDE ODWRACALNE
## КУЛАЧКИ СБОРНЫЕ КАЛЕНЫЕ РЕВЕРСИВНЫЕ

STAL СТАЛЬ

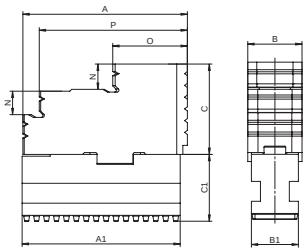


| | Uchwyt BISON / Патрон BISON | Wielkość uchwytu / Размер патрона | Nr produktu / Код продукта | A | A1 | B | B1 | C | C1 | N | O | P | kg / szt. / кг / шт. |
|---|---|---|---|---|---|---|---|---|---|---|---|---|---|
| Ø 125 - 315 mm | 34** | 125 | 398531210000 | 59 | 51,5 | 20 | 14 | 36,0 | 21,5 | 7,0 | 16,0 | 31 | 0,3 |
| | 34** | 160 | 398531220100 | 63 | 65,0 | 20 | 20 | 32,5 | 27,5 | 7,5 | 26,0 | 39 | 0,4 |
| | 34** | 200 | 398531230300 | 72 | 85,0 | 22 | 22 | 38,5 | 29,5 | 9,5 | 32,0 | 48 | 0,6 |
| | 34** | 250 | 398531240500 | 90 | 87,5 | 30 | 26 | 50,0 | 37,0 | 14,0 | 40,5 | 81 | 1,2 |
| | 34** | 315 | 398531250700 | 105 | 125,0 | 35 | 32 | 53,5 | 43,0 | 15,0 | 40,0 | 95 | 2,1 |



## SZCZĘKI DZIELONE MIĘKKIE
## КУЛАЧКИ СБОРНЫЕ МЯГКИЕ

STAL СТАЛЬ

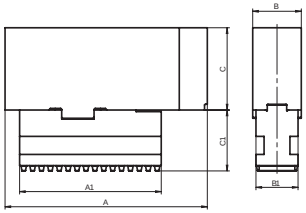


| | Uchwyt BISON / Патрон BISON | Wielkość uchwytu / Размер патрона | Nr produktu / Код продукта | A | A1 | B | B1 | C | C1 | kg / szt. / кг / шт. |
|---|---|---|---|---|---|---|---|---|---|---|
| Ø 125 - 315 mm | 34** | 125 | 398531270000 | 55 | 51,5 | 20 | 14 | 30,0 | 21,5 | 0,3 |
| | 34** | 160 | 398531280200 | 85 | 65,0 | 20 | 20 | 35,5 | 27,5 | 0,6 |
| | 34** | 200 | 398531290400 | 105 | 85,0 | 22 | 22 | 45,0 | 29,5 | 1,0 |
| | 34** | 250 | 398531292000 | 125 | 87,5 | 30 | 26 | 50,0 | 37,0 | 1,7 |
| | 34** | 315 | 398531294500 | 145 | 125,0 | 35 | 32 | 54,0 | 43,0 | 2,8 |

STAL СТАЛЬ

## SZCZĘKI JEDNOLITE TWARDE ODWRACALNE
## КУЛАЧКИ ЦЕЛЬНЫЕ КАЛЕНЫЕ РЕВЕРСИВНЫЕ

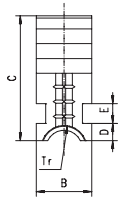


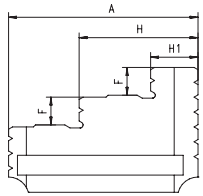


Ø 200 - 800 mm

| Uchwyt BISON<br>Патрон BISON | Wielkość uchwytu<br>Размер патрона | Nr produktu<br>Код продукта | A | B | C | D | E | F | LH Gwint<br>LH Резьба | $H_1$ | H | kg / szt.<br>кг / шт. |
|---|---|---|---|---|---|---|---|---|---|---|---|---|
| 45*5; 47*5 | 200 | 398575150800 | 85 | 25 | 58 | 11,0 | 10 | 12 | Tr 18 x 2 | 25,0 | 56,0 | 0,6 |
| 46*5; 48*5 | 200 | 398575260000 | | | | | | | | | | |
| 45*5; 47*5 | 250 | 398575160000 | 91 | 28 | 61 | 10,0 | 10 | 14 | Tr 18 x 2 | 26,5 | 60,0 | 0,8 |
| 46*5; 48*5 | 250 | 398575270200 | | | | | | | | | | |
| 45*5; 47*5 | 315 | 398575170100 | 125 | 32 | 73 | 13,5 | 12 | 18 | Tr 24 x 3 | 27,0 | 76,0 | 1,6 |
| 46*5; 48*5 | 315 | 398575280400 | | | | | | | | | | |
| 45*5; 47*5 | 400 | 398575550100 | 145 | 36 | 90 | 12,0 | 14 | 22 | Tr 24 x 3 | 35,0 | 98,2 | 1,8 |
| 46*5; 48*5 | 400 | 398575710600 | | | | | | | | | | |
| 45*5; 47*5 | 500 | 398575560300 | 180 | 40 | 100 | 15,0 | 14 | 26 | Tr 26 x 3 | 49,7 | 119,3 | 3,9 |
| 46*5; 48*5 | 500 | 398575720800 | | | | | | | | | | |
| 45*5; 47*5 | 630 | 398575570500 | 225 | 50 | 108 | 14,0 | 14 | 28 | Tr 26 x 3 | 65,0 | 148,0 | 4,5 |
| 46*5; 48*5 | 630 | 398575730000 | | | | | | | | | | |
| 45*5; 47*5 | 800 | 398575580700 | 230 | 52 | 109 | 13 | 15 | 28 | Tr 36 x 6 | 60 | 145 | 6,0 |
| 46*5; 48*5 | 800 | 398575740100 | | | | | | | | | | |

## SZCZĘKI JEDNOLITE MIĘKKIE
## КУЛАЧКИ МЯГКИЕ ЦЕЛЬНЫЕ

STAL СТАЛЬ

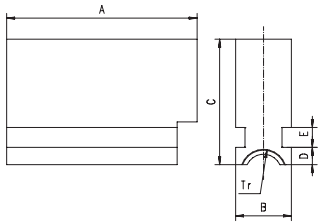


| | Uchwyt BISON / Патрон BISON | Wielkość uchwytu / Размер патрона | Nr produktu / Код продукта | A | B | C | D | E | G | LH Gwint / LH Резьба | $H_1$ | H | kg / szt. / кг / шт. |
|---|---|---|---|---|---|---|---|---|---|---|---|---|---|
| Ø 200 - 630 mm | 45*5; 47*5 | 200 | 398575190500 | 85 | 25 | 58 | 11,0 | 10 | 12 | Tr 18 x 2 | 25,0 | 56,0 | 0,6 |
| | 46*5; 48*5 | 200 | 398575300000 | | | | | | | | | | |
| | 45*5; 47*5 | 250 | 398575200000 | 91 | 28 | 61 | 10,0 | 10 | 14 | Tr 18 x 2 | 26,5 | 60,0 | 0,8 |
| | 46*5; 48*5 | 250 | 398575310200 | | | | | | | | | | |
| | 45*5; 47*5 | 315 | 398575210100 | 125 | 32 | 73 | 13,5 | 12 | 18 | Tr 24 x 3 | 27,0 | 76,0 | 1,6 |
| | 46*5; 48*5 | 315 | 398575320400 | | | | | | | | | | |
| | 45*5; 47*5 | 400 | 398575610500 | 145 | 36 | 90 | 12,0 | 14 | 22 | Tr 24 x 3 | 35,0 | 98,2 | 1,8 |
| | 46*5; 48*5 | 400 | 398575750300 | | | | | | | | | | |
| | 45*5; 47*5 | 500 | 398575620700 | 180 | 40 | 100 | 15,0 | 14 | 26 | Tr 26 x 3 | 49,7 | 119,3 | 3,9 |
| | 46*5; 48*5 | 500 | 398575760500 | | | | | | | | | | |
| | 45*5; 47*5 | 630 | 398575630900 | 225 | 50 | 108 | 14,0 | 14 | 28 | Tr 26 x 3 | 65,0 | 148,0 | 4,5 |
| | 46*5; 48*5 | 630 | 398575770700 | | | | | | | | | | |

## SZCZĘKI PODSTAWOWE
## КУЛАЧКИ ОСНОВНЫЕ (РЕЙКИ)

STAL СТАЛЬ

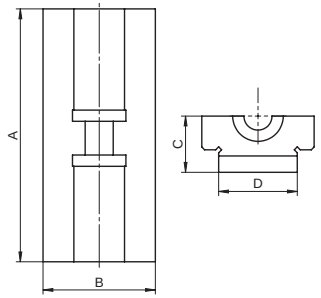


| | Uchwyt BISON / Патрон BISON | Wielkość uchwytu / Размер патрона | Nr produktu / Код продукта | A | B | C | D | kg / szt. / кг / шт. |
|---|---|---|---|---|---|---|---|---|
| Ø 200 - 800 mm | 45*5; 47*5 | 200 | 398575230500 | 79 | 36 | 18 | 25 | 0,3 |
| | 46*5; 48*5 | 200 | 398575340800 | | | | | |
| | 45*5; 47*5 | 250 | 398575240700 | 90 | 40 | 20 | 28 | 0,4 |
| | 46*5; 48*5 | 250 | 398575350000 | | | | | |
| | 45*5; 47*5 | 315 | 398575250900 | 106 | 43 | 22 | 32 | 0,5 |
| | 46*5; 48*5 | 315 | 398575360100 | | | | | |
| | 45*5; 47*5 | 400 | 398575650200 | 129 | 49 | 23 | 36 | 0,7 |
| | 46*5; 48*5 | 400 | 398575810700 | | | | | |
| | 45*5; 47*5 | 500 | 398575660400 | 153 | 55 | 25 | 40 | 1,0 |
| | 46*5; 48*5 | 500 | 398575820900 | | | | | |
| | 45*5; 47*5 | 630 | 398575670600 | 186 | 64 | 26 | 50 | 1,6 |
| | 46*5; 48*5 | 630 | 398575830000 | | | | | |
| | 45*5; 47*5 | 800 | 398575680800 | 186 | 66 | 29 | 50 | 1,4 |
| | 46*5; 48*5 | 800 | 398575840200 | | | | | |

STAL СТАЛЬ

## SZCZĘKI JEDNOLITE TWARDE ODWRACALNE
## КУЛАЧКИ ЦЕЛЬНЫЕ КАЛЕНЫЕ РЕВЕРСИВНЫЕ

Ø 85 - 800 mm

| Uchwyt BISON / Патрон BISON | Wielkość uchwytu / Размер патрона | Nr produktu / Код продукта | A | B | C | D | E | F | $H_1$ | H | LH Gwint / LH Резьба | kg / szt. / кг / шт. |
|---|---|---|---|---|---|---|---|---|---|---|---|---|
| 43** | 85 | 398573100200 | 34,0 | 13 | 30,0 | 4,5 | 5 | 7 | 8,0 | 17,5 | Tr 16x2 | 0,1 |
| 43** | 100 | 398574010100 | 34,0 | 13 | 30,0 | 4,5 | 5 | 7 | 8,0 | 17,5 | Tr 16x2 | 0,1 |
| 43** | 125 | 398573110400 | 51,0 | 16 | 34,5 | 6,0 | 5 | 8 | 12,5 | 31,5 | Tr 18x4 | 0,1 |
| 43** | 160 | 398573110400 | 51,0 | 16 | 34,5 | 6,0 | 5 | 8 | 12,5 | 31,5 | Tr 18x4 | 0,1 |
| 43** | 200 | 398573120600 | 81,0 | 32 | 63,0 | 8,7 | 10 | 14 | 17,5 | 48,5 | Tr 28x5 | 0,7 |
| 43** | 250 | 398573130800 | 96,5 | 32 | 63,0 | 8,7 | 10 | 14 | 23,0 | 59,0 | Tr 28x5 | 1,3 |
| 43** | 315 | 398573140000 | 111,0 | 40 | 76,5 | 9,7 | 12 | 18 | 27,0 | 67,0 | Tr 32x6 | 1,5 |
| 43** | 350 | 398573140000 | 111,0 | 40 | 76,5 | 9,7 | 12 | 18 | 27,0 | 67,0 | Tr 32x6 | 1,5 |
| 43** | 400 | 398573150100 | 129,0 | 40 | 76,5 | 9,7 | 12 | 18 | 32,5 | 78,5 | Tr 32x6 | 1,8 |
| 43** | 500 | 398573160300 | 152,5 | 52 | 93,5 | 11,7 | 15 | 22 | 35,0 | 93,0 | Tr 36x6 | 3,4 |
| 43** | 630 | 398573170500 | 177,0 | 52 | 93,5 | 11,7 | 15 | 25 | 45,0 | 109,0 | Tr 40x6 | 4,0 |
| 43** | 800 | 398573180700 | 202,0 | 70 | 114,5 | 15,7 | 20 | 25 | 44,0 | 122,0 | Tr 44x8 | 7,8 |

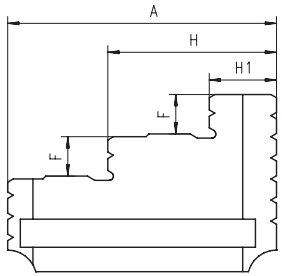


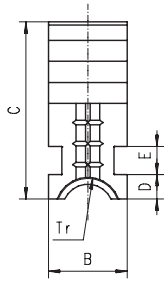

## SZCZĘKI JEDNOLITE MIĘKKIE
## КУЛАЧКИ МЯГКИЕ ЦЕЛЬНЫЕ

STAL СТАЛЬ

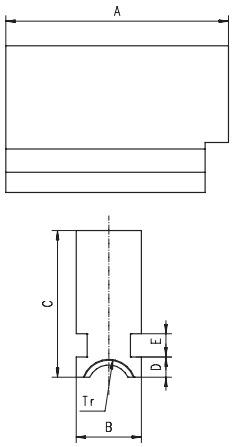


| | Uchwyt BISON<br>Патрон BISON | Wielkość uchwytu<br>Размер патрона | Nr produktu<br>Код продукта | A | B | C | D | E | F | $H_1$ | H | LH Gwint<br>LH Резьба | kg / szt.<br>кг / шт. |
|---|---|---|---|---|---|---|---|---|---|---|---|---|---|
| Ø 200 - 800 mm | 43** | 200 | 398573020500 | 81,0 | 32 | 63,0 | 8,7 | 10 | 14 | 17,5 | 48,5 | Tr 28x5 | 0,7 |
| | 43** | 250 | 398573030700 | 96,5 | 32 | 63,0 | 8,7 | 10 | 14 | 23,0 | 59,0 | Tr 28x5 | 1,3 |
| | 43** | 315 | 398573040900 | 111,0 | 40 | 76,5 | 9,7 | 12 | 18 | 27,0 | 67,0 | Tr 32x6 | 1,5 |
| | 43** | 400 | 398573050000 | 129,0 | 40 | 76,5 | 9,7 | 12 | 18 | 32,5 | 78,5 | Tr 32x6 | 1,8 |
| | 43** | 500 | 398573060200 | 152,5 | 52 | 93,5 | 11,7 | 15 | 22 | 35,0 | 93,0 | Tr 36x6 | 3,4 |
| | 43** | 630 | 398573070400 | 177,0 | 52 | 93,5 | 11,7 | 15 | 25 | 45,0 | 109,0 | Tr 40x6 | 4,0 |
| | 43** | 800 | 398573080600 | 202,0 | 70 | 114,5 | 15,7 | 20 | 25 | 44,0 | 122,0 | Tr 44x8 | 7,8 |

STAL СТАЛЬ

## SZCZĘKI GÓRNE TWARDE
## КУЛАЧКИ КАЛЕНЫЕ НАКЛАДНЫЕ

Ø 200 - 1250 mm

| Uchwyt BISON / Патрон BISON | Wielkość uchwytu / Размер патрона | Nr produktu / Код продукта | A | B | C | D | E | F | G | H | J | K | L | M | N | O | P | R | kg / szt. / кг / шт. |
|---|---|---|---|---|---|---|---|---|---|---|---|---|---|---|---|---|---|---|---|
| 43** | 200 | 398573620000 | 82 | 34 | 43,5 | 7,95 | 4 | 3,2 | 12,69 | 35,2 | 11 | 18 | 21,5 | 22,25 | 9,5 | 22,0 | 53,0 | 19,3 | 0,5 |
| 43** | 250 | 398573630200 | 96,5 | 34 | 51,5 | 12,71 | 4 | 3,2 | 19,04 | 40,0 | 14 | 20 | 26,5 | 27,00 | 12,0 | 25,0 | 62,0 | 22,5 | 0,7 |
| 43** | 315 | 398573640400 | 112,5 | 42 | 55,0 | 12,71 | 4 | 3,2 | 19,04 | 47,9 | 14 | 20 | 27,5 | 31,75 | 13,0 | 27,0 | 70,5 | 25,7 | 1,3 |
| 43** | 400 | 398573650600 | 129 | 42 | 64,5 | 12,71 | 4 | 6,3 | 19,04 | 57,4 | 18 | 26 | 32,0 | 38,10 | 13,5 | 26,5 | 79,0 | 28,8 | 2,1 |
| 43** | 500; 630 | 398573670000 | 136 | 54 | 82,0 | 12,71 | 4 | 6,3 | 19,04 | 58,0 | 22 | 33 | 43,0 | 38,10 | 21,0 | 37,5 | 87,0 | 29,4 | 3,0 |
| 43** | 800 | 398573680100 | 136 | 72 | 88,0 | 12,71 | 4 | 6,3 | 19,04 | 58,0 | 22 | 33 | 46,0 | 38,10 | 24,0 | 40,0 | 89,0 | 29,4 | 4,2 |
| 43** | 915 | 398574490000 | 160 | 72 | 97,0 | 12,71 | 4 | 6,3 | 19,04 | 58,0 | 22 | 33 | 71,0 | 38,10 | 50,0 | 60,0 | - | 29,4 | 4,2 |
| 43** | 1000 | 398574490000 | 160 | 72 | 97,0 | 12,71 | 4 | 6,3 | 19,04 | 58,0 | 22 | 33 | 71,0 | 38,10 | 50,0 | 60,0 | - | 29,4 | 4,2 |
| 43** | 1250 | 398574490000 | 160 | 72 | 97,0 | 12,71 | 4 | 6,3 | 19,04 | 58,0 | 22 | 33 | 71,0 | 38,10 | 50,0 | 60,0 | - | 29,4 | 4,2 |

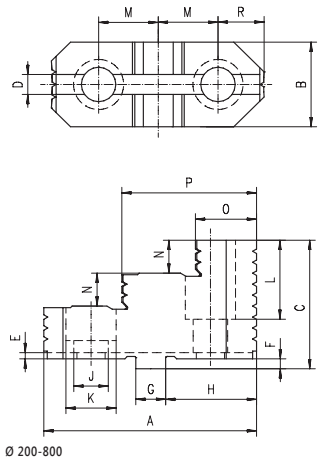


Ø 200-800

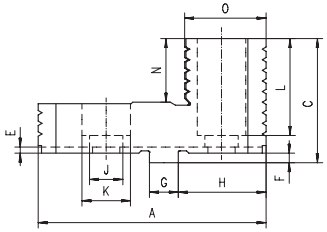


Ø 1000-1250

## SZCZĘKI GÓRNE TWARDE • HD
## КУЛАЧКИ КАЛЕНЫЕ НАКЛАДНЫЕ • HD

STAL СТАЛЬ

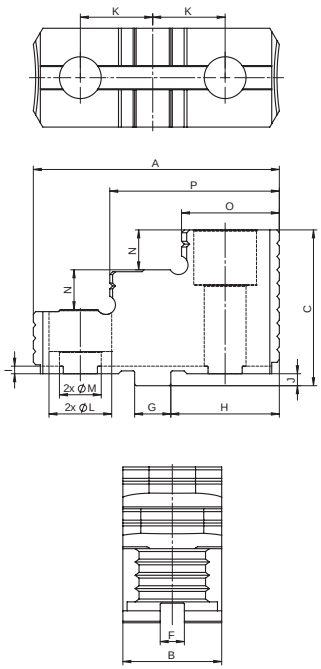


| | Uchwyt BISON<br>Патрон BISON | Nr produktu<br>Код продукта | A | B | C | F | G | H | I | J | K | M | L | N | O | P | kg / szt.<br>кг / шт. |
|---|---|---|---|---|---|---|---|---|---|---|---|---|---|---|---|---|---|
| Ø 400 - 1250 mm | 4317-16"-8A2-5,3" HD<br>4317-16"-11A2 DIN-6,5" HD<br>4317-20"-11A2 DIN-6,5" HD<br>4317-20"-15A2 DIN-10" HD<br>4317-20"-15A2 DIN-8" HD<br>4347-16"-8-5,3" HD<br>4347-16"-11-6,5" HD<br>4347-20"-8-5,3" HD<br>4347-20"-11-6,5" HD | 398573667700 | 135 | 62 | 82 | 12,71 | 19,04 | 57,1 | 4 | 6,3 | 38,1 | 22 | 33 | 21 | 55,9 | 88,7 | 2,74 |
| | 4317-25"-15A2 DIN-10,5" HD<br>4317-25"-20A2-10,5" HD<br>4317-25"-20A2-12,5" HD<br>4347-28"-11-7,5" HD<br>4317-28"-15A2 DIN-10,5" HD<br>4317-28"-20A2-12,5" HD<br>4317-32"-15A2 DIN-10,5" HD<br>4317-32"-20A2-12,5" HD<br>4317-32"-20A2-14,5" HD<br>4317-630-20A2-270 HD<br>4317-40"-28A2-20,5" HD<br>4307-1000-520-200 HD<br>4307-1250-520-200 HD<br>4317-49"-15A2 DIN-11" HD | 398573677900 | 135 | 75 | 97 | 12,71 | 19,04 | 57,1 | 4 | 6,3 | 38,1 | 24 | 35 | 28 | 57,3 | 89,9 | 4,00 |

STAL СТАЛЬ

## SZCZĘKI GÓRNE MIĘKKIE
## КУЛАЧКИ МЯГКИЕ НАКЛАДНЫЕ (СЫРЫЕ)

Ø 200 - 1250 mm

| Uchwyt BISON / Патрон BISON | Wielkość uchwytu / Размер патрона | Nr produktu / Код продукта | A | B | C | D | E | F | G | H | J | K | L1 | M | kg / szt. / кг / шт. |
|---|---|---|---|---|---|---|---|---|---|---|---|---|---|---|---|
| 43** | 200 | 398538240200 | 90 | 27 | 43,5 | 7,95 | 4 | 3,2 | 12,69 | 40 | 11 | 18 | 31 | 22,25 | 0,7 |
| 43** | 250 | 398538250400 | 106 | 32,5 | 51,5 | 12,71 | 4 | 3,2 | 19,04 | 45 | 14 | 20 | 38 | 27 | 1,2 |
| 43** | 315 | 398538260600 | 120 | 37 | 55 | 12,71 | 4 | 3,2 | 19,04 | 53 | 14 | 20 | 40 | 31,75 | 1,6 |
| 43** | 400 | 398538270800 | 140 | 42 | 64,5 | 12,71 | 4 | 6,3 | 19,04 | 63 | 18 | 26 | 45,5 | 38,1 | 2,2 |
| 43** | 500 | 398538280000 | 140 | 42 | 74,5 | 12,71 | 4 | 6,3 | 19,04 | 63 | 22 | 33 | 56 | 38,1 | 2,4 |
| 43** | 630 | 398574370500 | 140 | 54 | 82 | 12,71 | 4 | 6,3 | 19,04 | 58 | 22 | 33 | 64 | 38,1 | 3,6 |
| 43** | 800 | 398574380700 | 140 | 72 | 88 | 12,71 | 4 | 6,3 | 19,04 | 58 | 22 | 33 | 70 | 38,1 | 5,5 |
| 43** | 915 | 398574390900 | 160 | 72 | 97 | 12,71 | 4 | 6,3 | 19,04 | 58 | 22 | 33 | 72 | 38,1 | 7,2 |
| 43** | 1000 | 398574390900 | 160 | 72 | 97 | 12,71 | 4 | 6,3 | 19,04 | 58 | 22 | 33 | 72 | 38,1 | 7,2 |
| 43** | 1250 | 398574390900 | 160 | 72 | 97 | 12,71 | 4 | 6,3 | 19,04 | 58 | 22 | 33 | 72 | 38,1 | 7,2 |

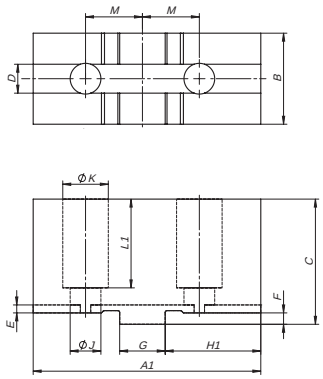

## SZCZĘKI PODSTAWOWE
КУЛАЧКИ ОСНОВНЫЕ (РЕЙКИ)

STAHL STEEL

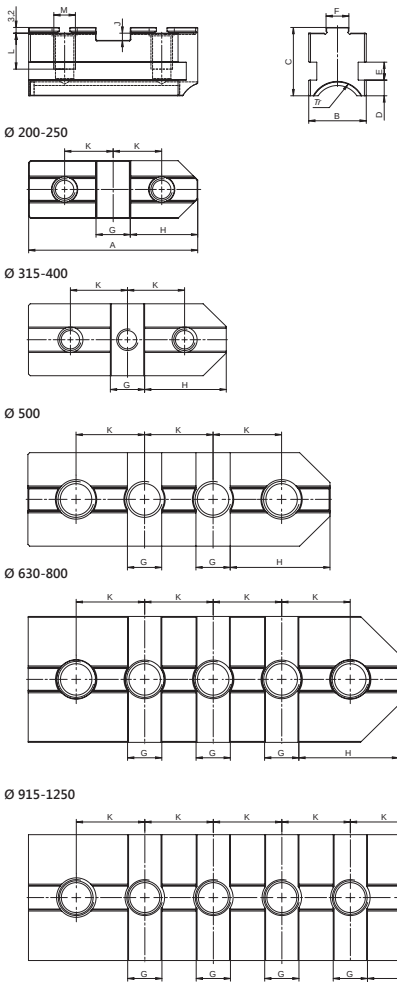


| | Uchwyt BISON / Патрон BISON | Wielkość uchwytu / Размер патрона | Nr produktu / Код продукта | A | B | C | D | E | F | G | H | J | K | L | M* | LH Gwint / LH Резьба | kg / szt. / кг / шт. |
|---|---|---|---|---|---|---|---|---|---|---|---|---|---|---|---|---|---|
| Ø 200 - 1250 mm | 43** | 200 | 398573520000 | 79 | 32 | 32 | 8,7 | 10 | 7,94 | 12,69 | 33,2 | 4,0 | 22,25 | 14 | M10 | Tr 28x5 | 0,3 |
| | 43** | 250 | 398573530100 | 94 | 32 | 38 | 8,7 | 10 | 12,7 | 19,04 | 37,5 | 4,0 | 27,00 | 20 | M12 | Tr 28x5 | 0,6 |
| | 43** | 315 | 398573540300 | 110 | 40 | 39 | 9,7 | 12 | 12,7 | 19,04 | 45,4 | 4,0 | 31,75 | 17,5 | M12 | Tr 32x6 | 0,9 |
| | 43** | 400 | 398573550500 | 129 | 40 | 44 | 9,7 | 12 | 12,7 | 19,04 | 54,9 | 7,2 | 38,10 | 22 | M16 | Tr 32x6 | 0,9 |
| | 43** | 500 | 398573560700 | 168 | 52 | 59 | 11,7 | 15 | 12,7 | 19,04 | 55,5 | 7,2 | 38,10 | 35 | M20 | Tr 36x6 | 2,4 |
| | 43** | 630 | 398573570900 | 206 | 52 | 59 | 11,7 | 15 | 12,7 | 19,04 | 55,5 | 7,2 | 38,10 | 35 | M20 | Tr 40x6 | 2,7 |
| | 43** | 800 | 398573580000 | 206 | 70 | 59 | 15,7 | 20 | 12,7 | 19,04 | 55,5 | 7,2 | 38,10 | 33,5 | M20 | Tr 44x8 | 3,8 |
| | 43** | 915 | 398573590200 | 244 | 70 | 59 | 15,7 | 20 | 12,7 | 19,04 | 55,5 | 7,2 | 38,10 | 35 | M20 | Tr 44x6 | 5,4 |
| | 43** | 1000 | 398573590200 | 244 | 70 | 59 | 15,7 | 20 | 12,7 | 19,04 | 55,5 | 7,2 | 38,10 | 35 | M20 | Tr 44x6 | 5,4 |
| | 43** | 1250 | 398573590200 | 244 | 70 | 59 | 15,7 | 20 | 12,7 | 19,04 | 55,5 | 7,2 | 38,10 | 35 | M20 | Tr 44x6 | 5,4 |

* **Śruby w komplecie ze szczękami podstawowymi** • Болты в комплекте с кулачками основными

STAHL STEEL

## SZCZĘKI PODSTAWOWE ▪ HD
## КУЛАЧКИ ОСНОВНЫЕ (РЕЙКИ) ▪ HD

| | Uchwyt BISON / Патрон BISON | Nr produktu / Код продукта | A | B | C | D | E | F | G | H | J | K | L | M* | LH Gwint / LH Резьба | kg / szt. / кг / шт. |
|---|---|---|---|---|---|---|---|---|---|---|---|---|---|---|---|---|
| Ø 400 - 1250 mm | 4317-16"-8A2-5,3" HD<br>4347-16"-8-5,3" HD<br>4347-16"-11-6,5" HD<br>4317-16"-11A2 DIN-6,5" HD<br>4317-20"-15A2 DIN-10" HD | 398572041300 | 132 | 60 | 58 | 15,7 | 20 | 12,7 | 19,04 | 57,1 | 7,2 | 38,1 | 33,5 | 3/4" | Tr 44x8 | 2,5 |
| | 4347-20"-8-5,3" HD<br>4347-20"-11-6,5" HD<br>4317-20"-11A2 DIN-6,5" HD<br>4317-20"-15A2 DIN-8" HD | 398572046700 | 170 | 60 | 58 | 15,7 | 20 | 12,7 | 19,04 | 57,1 | 7,2 | 38,1 | 33,5 | 3/4" | Tr 44x8 | 3,2 |
| | 4317-25"-15A2 DIN-10,5" HD<br>4317-25"-20A2-10,5" HD<br>4317-25"-20A2-12,5" HD<br>4317-28"-20A2-12,5" HD<br>4347-28"-11-7,5" HD<br>4317-28"-15A2 DIN-10,5" HD<br>4317-32"-15A2 DIN-10,5" HD<br>4317-32"-20A2-12,5" HD<br>4317-32"-20A2-14,5" HD<br>4317-40"-28A2-20,5" HD | 398573772600 | 208 | 70 | 61 | 15,7 | 20 | 12,7 | 19,04 | 57,1 | 7,2 | 38,1 | 33,5 | 7/8" | Tr 50x8 | 4,65 |

*** Śruby w komplecie ze szczękami podstawowymi** ▪ Болты в комплекте с кулачками основными

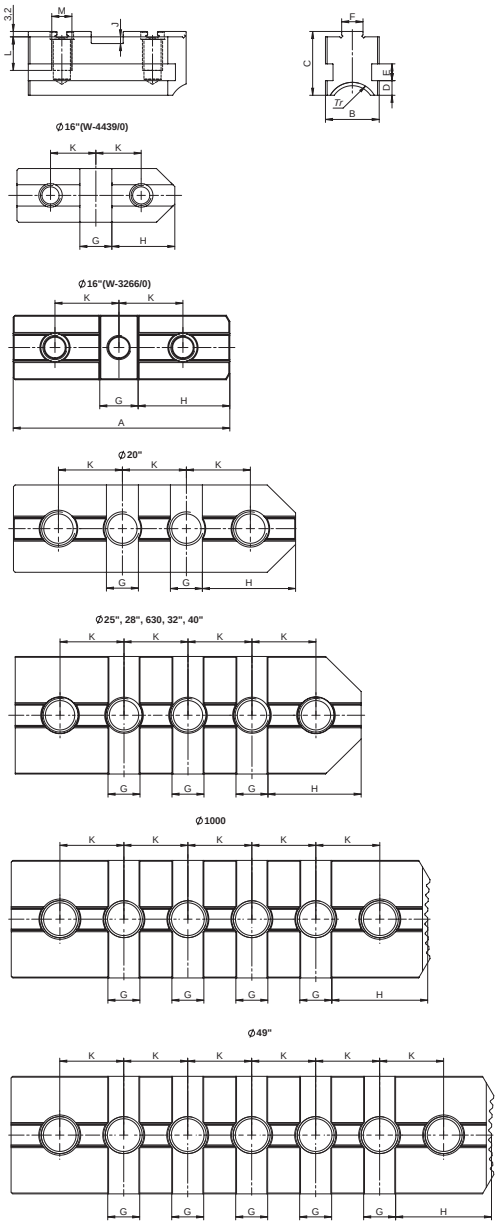

## SZCZĘKI DZIELONE TWARDE ODWRACALNE
## КУЛАЧКИ СБОРНЫЕ КАЛЕНЫЕ РЕВЕРСИВНЫЕ

STAL СТАЛЬ

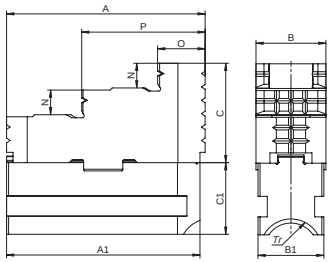


Ø 200 - 1250 mm

| Uchwyt BISON / Патрон BISON | Wielkość uchwytu / Размер патрона | Nr produktu / Код продукта | A | A1 | B | B1 | C | C1 | N | O | P | LH Gwint / LH Резьба | kg / szt. / кг / шт. |
|---|---|---|---|---|---|---|---|---|---|---|---|---|---|
| 43** | 200 | 398573820200 | 82 | 79 | 34 | 32 | 40,3 | 28,8 | 9,5 | 22,0 | 53,0 | Tr 28x5 | 0,9 |
| 43** | 250 | 398573830400 | 96,5 | 94 | 34 | 32 | 48,3 | 34,8 | 12,0 | 25,0 | 62,0 | Tr 28x5 | 1,2 |
| 43** | 315 | 398573840600 | 112,5 | 110 | 42 | 40 | 51,8 | 35,8 | 13,0 | 27,0 | 70,5 | Tr 32x6 | 2,0 |
| 43** | 400 | 398573850800 | 129 | 129 | 42 | 40 | 58,2 | 40,8 | 14,0 | 26,5 | 79,0 | Tr 32x6 | 2,9 |
| 43** | 500 | 398573960000 | 136 | 168 | 54 | 52 | 75,7 | 55,8 | 21,0 | 37,5 | 87,0 | Tr 36x6 | 5,6 |
| 43** | 630 | 398573870100 | 136 | 206 | 54 | 52 | 75,7 | 55,8 | 21,0 | 37,5 | 87,0 | Tr 40x6 | 5,7 |
| 43** | 800 | 398573880300 | 136 | 206 | 72 | 70 | 81,7 | 55,8 | 24,0 | 56,0 | 88,0 | Tr 44x8 | 8,7 |
| 43** | 915 | 398574290800 | 160 | 244 | 72 | 70 | 90,7 | 55,8 | 50,0 | 60,0 | - | Tr 44x6 | 10,1 |
| 43** | 1000 | 398574290800 | 160 | 244 | 72 | 70 | 90,7 | 55,8 | 50,0 | 60,0 | - | Tr 44x6 | 10,1 |
| 43** | 1250 | 398574290800 | 160 | 244 | 72 | 70 | 90,7 | 55,8 | 50,0 | 60,0 | - | Tr 44x6 | 10,1 |

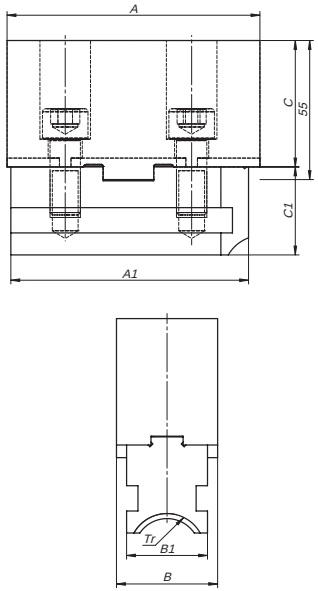


## SZCZĘKI DZIELONE MIĘKKIE
## КУЛАЧКИ СБОРНЫЕ МЯГКИЕ

STAL СТАЛЬ

Ø 200 - 1250 mm

| Uchwyt BISON / Патрон BISON | Wielkość uchwytu / Размер патрона | Nr produktu / Код продукта | A | A1 | B | B1 | C | C1 | LH Gwint / LH Резьба | kg / szt. / кг / шт. |
|---|---|---|---|---|---|---|---|---|---|---|
| 43** | 200 | 398574122100 | 90 | 79 | 27 | 32 | 40,3 | 28,8 | Tr 28x5 | 1,0 |
| 43** | 250 | 398574132100 | 106 | 94 | 32,5 | 32 | 48,3 | 34,8 | Tr 28x5 | 1,9 |
| 43** | 315 | 398574142300 | 120 | 110 | 37 | 40 | 51,8 | 35,8 | Tr 32x6 | 2,6 |
| 43** | 400 | 398574152500 | 140 | 129 | 42 | 40 | 58,2 | 40,8 | Tr 32x6 | 3,3 |
| 43** | 500 | 398574172900 | 140 | 168 | 42 | 52 | 68,2 | 55,8 | Tr 36x6 | 5,1 |
| 43** | 630 | 398574162700 | 140 | 206 | 54 | 52 | 75,7 | 55,8 | Tr 40x6 | 6,6 |
| 43** | 800 | 398574182000 | 140 | 206 | 72 | 70 | 81,7 | 55,8 | Tr 44x8 | 9,7 |
| 43** | 915 | 398574196300 | 160 | 244 | 72 | 70 | 90,7 | 55,8 | Tr 44x6 | 12,9 |
| 43** | 1000 | 398574196300 | 160 | 244 | 72 | 70 | 90,7 | 55,8 | Tr 44x6 | 12,9 |
| 43** | 1250 | 398574196300 | 160 | 244 | 72 | 70 | 90,7 | 55,8 | Tr 44x6 | 12,9 |

STAL СТАЛЬ

## SZCZĘKI DZIELONE TWARDE ODWRACALNE • HD
## КУЛАЧКИ СБОРНЫЕ КАЛЕНЫЕ РЕВЕРСИВНЫЕ • HD

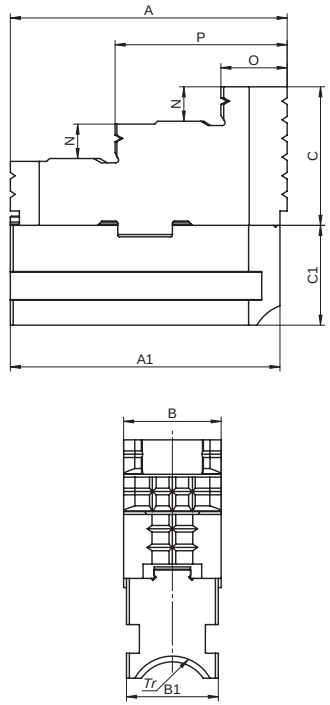


| | Uchwyt BISON / Патрон BISON | Nr produktu / Код продукта | A | A1 | B | B1 | C | C1 | N | O | P | LH Gwint / LH Резьба | kg / szt. / кг / шт. |
|---|---|---|---|---|---|---|---|---|---|---|---|---|---|
| Ø 400 - 1250 mm | 4347-16"-8-5,3" HD<br>4317-16"-8A2-5,3" HD<br>4317-16"-11A2 DIN-6,5" HD<br>4347-16"-11-6,5" HD | 398573865300 | 135 | 132 | 62 | 60 | 75,7 | 54,8 | 21 | 55,9 | 88,7 | Tr 44x8 | 5,61 |
| | 4347-20"-8-5,3" HD<br>4347-20"-11-6,5" HD<br>4317-20"-11A2 DIN-6,5" HD<br>4317-20"-15A2 DIN-10" HD<br>4317-20"-15A2 DIN-8" HD | 398573866600 | 135 | 170 | 62 | 60 | 75,7 | 54,8 | 21 | 55,9 | 88,7 | Tr 44x8 | 6,30 |
| | 4317-25"-15A2 DIN-10,5" HD<br>4317-25"-20A2-10,5" HD<br>4317-25"-20A2-12,5" HD<br>4347-28"-11-7,5" HD<br>4317-28"-15A2 DIN-10,5" HD<br>4317-28"-20A2-12,5" HD<br>4317-32"-15A2 DIN-10,5" HD<br>4317-32"-20A2-12,5" HD<br>4317-32"-20A2-14,5" HD<br>4317-40"-28A2-20,5" HD | 398573855100 | 135 | 208 | 75 | 70 | 90,7 | 57,8 | 28 | 57,3 | 89,9 | Tr 50x8 | 9,17 |

## SZCZĘKI GÓRNE TWARDE ▪ DO UCHWYTU 2405-K
КУЛАЧКИ КАЛЕНЫЕ НАКЛАДНЫЕ ▪ ДЛЯ ПАТРОНОВ 2405-K

**METRYCZNA WIELKOŚĆ KĄTA ZĄBKÓW 1,5 mm x 60° LUB 3,0 mm x 60°**
МЕТРИЧЕСКОЕ ЗУБЧАТОЕ СОЕДИНЕНИЕ 1,5 мм x 60° ИЛИ 3,0 мм x 60°

STAL СТАЛЬ

60°

Wkładki teowe / Т-образные вкладки str. / стр. 502

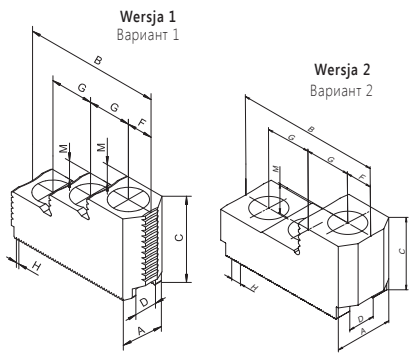


Ø 135 - 800 mm

| Uchwyt BISON / Патрон BISON | Nr produktu / Код продукта | Wielkość uchwytu / Размер патрона | Wersja / Вариант | A | B | C | D H7 | F | G | H | M | LH Gwint / LH Резьба | kg / szt. / кг / шт. |
|---|---|---|---|---|---|---|---|---|---|---|---|---|---|
| 2405-135-34K | 398521600400 | 135 | 1 | 23 | 53 | 36 | 10,0 | 13,0 | 14 | 1,5 mm x 60° | 10 | M8 | 1,4 |
| 2405-160-45K | 398521611900 | 160 | 1 | 32 | 64 | 43 | 12,0 | 12,5 | 20 | 1,5 mm x 60° | 10 | M10 | 1,0 |
| 2405-200-52K | 398521711000 | 200 | 1 | 35 | 79 | 49 | 14,0 | 14,5 | 25 | 1,5 mm x 60° | 12 | M12 | 1,6 |
| 2405-250-75K | 398521721100 | 250 | 1 | 40 | 102 | 54 | 16,0 | 21,0 | 30 | 1,5 mm x 60° | 14 | M12 | 3,0 |
| 2405-315-91K | 398521731300 | 315 | 1 | 45 | 102 | 58 | 21,0 | 21,0 | 30 | 1,5 mm x 60° | 14 | M16 | 3,1 |
| 2405-400-120K | 398521741500 | 400 | 1 | 50 | 140 | 75 | 25,5 | 27 | 43 | 1,5 mm x 60° | 18 | M20 | 6,0 |
| 2405-500-160K | 398521751700 | 500 | 1 | 50 | 140 | 75 | 25 | 27 | 43 | 3,0 mm x 60° | 18 | M20 | 6,2 |
| 2405-630-200K | 398521762100 | 630 | 1 | 55 | 136 | 70 | 25 | 25 | 43 | 3,0 mm x 60° | 28 | M20 | 6,3 |
| 2405-800-255K | 398521772300 | 800 | 2 | 55 | 136 | 70 | 25 | 25 | 43 | 3,0 mm x 60° | 28 | M20 | 6,3 |

## SZCZĘKI GÓRNE TWARDE ▪ DO UCHWYTU 2405
КУЛАЧКИ КАЛЕНЫЕ НАКЛАДНЫЕ ▪ ДЛЯ ПАТРОНОВ 2405

**CALOWA WIELKOŚĆ KĄTA ZĄBKÓW 1/16" x 90° LUB 3/32" X 90°**
ДЮЙМОВОЕ ЗУБЧАТОЕ СОЕДИНЕНИЕ 1/16" x 90° ИЛИ 3/32" x 90°

STAL СТАЛЬ

90°

Wkładki teowe / Т-образные вкладки str. / стр. 502

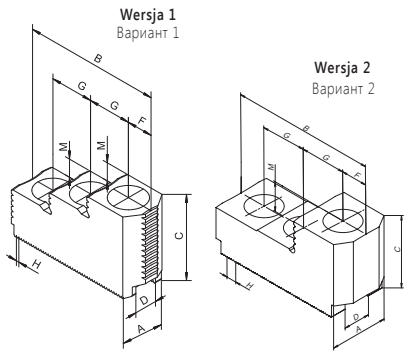


Ø 160 - 800 mm

| Uchwyt BISON / Патрон BISON | Nr produktu / Код продукта | Wielkość uchwytu / Размер патрона | Wersja / Вариант | A | B | C | D H7 | F | G | H | M | LH Gwint / LH Резьба | kg / szt. / кг / шт. |
|---|---|---|---|---|---|---|---|---|---|---|---|---|---|
| 2405-160-45 | 398521610600 | 160 | 1 | 28 | 76 | 45 | 17 | 14 | 24 | 1/16" x 90° | 10 | M12 | 1,0 |
| 2405-200-52 | 398521710700 | 200 | 1 | 32 | 78 | 49 | 17 | 14,5 | 24,5 | 1/16" x 90° | 12 | M12 | 1,4 |
| 2405-250-75 | 398521720900 | 250 | 1 | 40 | 102 | 58 | 21 | 19 | 32 | 1/16" x 90° | 14 | M16 | 2,7 |
| 2405-315-91 | 398521730000 | 315 | 1 | 40 | 102 | 58 | 21 | 19 | 32 | 1/16" x 90° | 14 | M16 | 2,7 |
| 2405-400-120 | 398521742800 | 400 | 1 | 50 | 140 | 75 | 25,5 | 27 | 43 | 3/32" x 90° | 18 | M20 | 6,2 |
| 2405-500-160 | 398521742800 | 500 | 1 | 50 | 140 | 75 | 25,5 | 27 | 43 | 3/32" x 90° | 18 | M20 | 6,2 |
| 2405-630-200 | 398521761900 | 630 | 1 | 55 | 136 | 70 | 25,5 | 25 | 43 | 3/32" x 90° | 28 | M20 | 6,3 |
| 2405-800-255 | 398521771000 | 800 | 2 | 55 | 136 | 70 | 25,5 | 25 | 43 | 3/32" x 90° | 28 | M20 | 6,3 |

Wkładki teowe str. 502
Т-образные вкладки стр.

STAL СТАЛЬ

60°

## SZCZĘKI GÓRNE TWARDE • DO UCHWYTU 2605-K
## КУЛАЧКИ КАЛЕНЫЕ НАКЛАДНЫЕ • ДЛЯ ПАТРОНОВ 2605-K

**METRYCZNA WIELKOŚĆ KĄTA ZĄBKÓW 1,5 mm x 60°**
МЕТРИЧЕСКОЕ ЗУБЧАТОЕ СОЕДИНЕНИЕ 1,5 мм x 60°

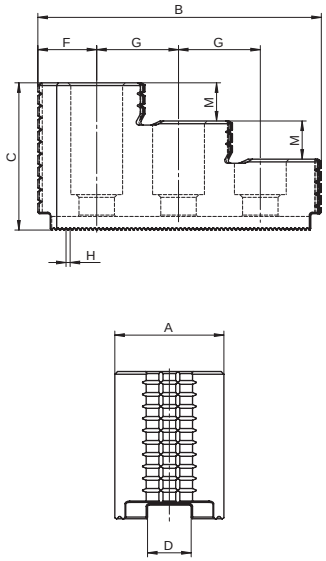


Ø 135 - 315 mm

| Uchwyt BISON / Патрон BISON | Nr produktu / Код продукта | Wielkość uchwytu / Размер патрона | A | B | C | D H7 | F | G | H | M | LH Gwint / LH Резьба | kg / szt. / кг / шт. |
|---|---|---|---|---|---|---|---|---|---|---|---|---|
| 2605-135-34K | 398521811000 | 135 | 23 | 53 | 36 | 10 | 13 | 14 | 1,5 mm x 60° | 10 | M8 | 0,5 |
| 2605-160-45K | 398521821200 | 160 | 32 | 64 | 43 | 12 | 12,5 | 20 | 1,5 mm x 60° | 10 | M10 | 1,3 |
| 2605-200-52K | 398521831400 | 200 | 35 | 79 | 49 | 14 | 14,5 | 25 | 1,5 mm x 60° | 12 | M12 | 2,1 |
| 2605-250-75K | 398521841600 | 250 | 40 | 102 | 54 | 16 | 21 | 30 | 1,5 mm x 60° | 14 | M12 | 2,9 |
| 2605-315-91K | 398521851800 | 315 | 45 | 102 | 58 | 21 | 21 | 30 | 1,5 mm x 60° | 14 | M16 | 4,0 |

Wkładki teowe str. 502
Т-образные вкладки стр.

STAL СТАЛЬ

90°

## SZCZĘKI GÓRNE TWARDE • DO UCHWYTU 2605
## КУЛАЧКИ КАЛЕНЫЕ НАКЛАДНЫЕ • ДЛЯ ПАТРОНОВ 2605

**CALOWA WIELKOŚĆ KĄTA ZĄBKÓW 1/16" x 90°**
ДЮЙМОВОЕ ЗУБЧАТОЕ СОЕДИНЕНИЕ 1/16" x 90°

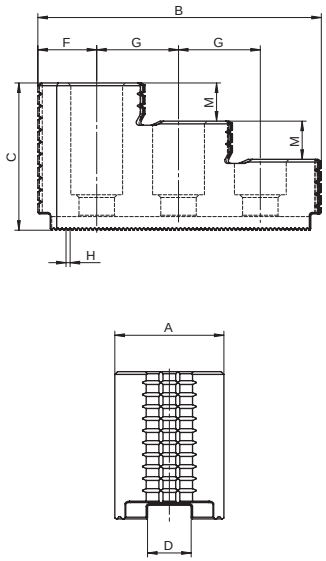


Ø 160 - 315 mm

| Uchwyt BISON / Патрон BISON | Nr produktu / Код продукта | Wielkość uchwytu / Размер патрона | A | B | C | D H7 | F | G | H | M | LH Gwint / LH Резьба | kg / szt. / кг / шт. |
|---|---|---|---|---|---|---|---|---|---|---|---|---|
| 2605-160-45 | 398521810800 | 160 | 28 | 76 | 45 | 17 | 14 | 24 | 1/16" x 90° | 10 | M12 | 1,3 |
| 2605-200-52 | 398521820000 | 200 | 32 | 78 | 49 | 17 | 14,5 | 24,5 | 1/16" x 90° | 12 | M12 | 1,8 |
| 2605-250-75 | 398521830100 | 250 | 40 | 102 | 58 | 21 | 19 | 32 | 1/16" x 90° | 14 | M16 | 3,5 |
| 2605-315-91 | 398521840300 | 315 | 40 | 102 | 58 | 21 | 19 | 32 | 1/16" x 90° | 14 | M16 | 3,5 |

## SZCZĘKI GÓRNE TWARDE • DO UCHWYTU 2409
КУЛАЧКИ КАЛЕНЫЕ НАКЛАДНЫЕ • ДЛЯ ПАТРОНОВ 2409

**CALOWA WIELKOŚĆ KĄTA ZĄBKÓW 1/16" x 90°**
ДЮЙМОВОЕ ЗУБЧАТОЕ СОЕДИНЕНИЕ 1/16" x 90°

STAL СТАЛЬ

90°

Wkładki teowe str. 502
Т-образные вкладки стр.

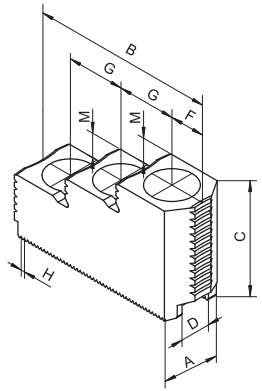


| | Uchwyt BISON / Патрон BISON | Nr produktu / Код продукта | Wielkość uchwytu / Размер патрона | A | B | C | D H7 | F | G | H | M | LH Gwint / LH Резьба | kg / szt. / кг / шт. |
|---|---|---|---|---|---|---|---|---|---|---|---|---|---|
| Ø 135 - 315 mm | 2409-160-46 | 398521780000 | 160 | 26 | 60 | 39 | 12 | 12,5 | 18,0 | 1/16" x 90° | 10 | M10 | 0,6 |
| | 2409-200-66 | 398521781200 | 200 | 28 | 76 | 45 | 17 | 14,0 | 24,0 | 1/16" x 90° | 10 | M12 | 1,0 |
| | 2409-250-91 | 398521782500 | 250 | 32 | 78 | 49 | 17 | 14,5 | 24,5 | 1/16" x 90° | 12 | M12 | 1,4 |
| | 2409-315-91 | 398521783800 | 315 | 32 | 78 | 49 | 17 | 14,5 | 24,5 | 1/16" x 90° | 12 | M12 | 1,4 |

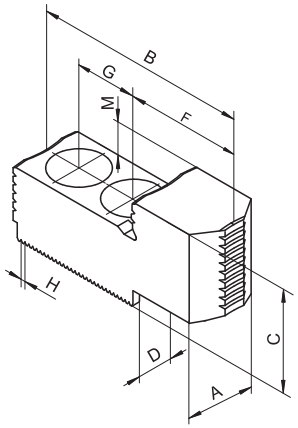


## SZCZĘKI GÓRNE TWARDE • DO UCHWYTU 2409
КУЛАЧКИ КАЛЕНЫЕ НАКЛАДНЫЕ • ДЛЯ ПАТРОНОВ 2409

**CALOWA WIELKOŚĆ KĄTA ZĄBKÓW 1/16" x 90°**
ДЮЙМОВОЕ ЗУБЧАТОЕ СОЕДИНЕНИЕ 1/16" x 90°

STAL СТАЛЬ

90°

Wkładki teowe str. 502
Т-образные вкладки стр.

| | Uchwyt BISON / Патрон BISON | Nr produktu / Код продукта | Wielkość uchwytu / Размер патрона | A | B | C | D H7 | F | G | H | M | LH Gwint / LH Резьба | kg / szt. / кг / шт. |
|---|---|---|---|---|---|---|---|---|---|---|---|---|---|
| Ø 160 - 315 mm | 2409-160-46 | 398521920000 | 160 | 26 | 67 | 29 | 12 | 38 | 18,0 | 1/16" x 90° | 10 | M10 | 0,6 |
| | 2409-200-66 | 398521930200 | 200 | 28 | 85 | 35 | 17 | 47 | 24,0 | 1/16" x 90° | 10 | M12 | 1,0 |
| | 2409-250-91 | 398521940400 | 250 | 32 | 95 | 38 | 17 | 55 | 24,5 | 1/16" x 90° | 12 | M12 | 1,5 |
| | 2409-315-91 | 398521940400 | 315 | 32 | 95 | 38 | 17 | 55 | 24,5 | 1/16" x 90° | 12 | M12 | 1,5 |

Wkładki teowe str. 502
Т-образные вкладки стр.

STAL СТАЛЬ

90°

## SZCZĘKI GÓRNE TWARDE • DO UCHWYTU 2488
## КУЛАЧКИ КАЛЕНЫЕ НАКЛАДНЫЕ • ДЛЯ ПАТРОНОВ 2488

**CALOWA WIELKOŚĆ KĄTA ZĄBKÓW 1/16" x 90°**
ДЮЙМОВОЕ ЗУБЧАТОЕ СОЕДИНЕНИЕ 1/16" x 90°

Ø 160 - 315 mm

| Uchwyt BISON / Патрон BISON | Nr produktu / Код продукта | Wielkość uchwytu / Размер патрона | A | B | C | D H7 | F | G | H | M | LH Gwint / LH Резьба | kg / szt. / кг / шт. |
|---|---|---|---|---|---|---|---|---|---|---|---|---|
| 2488-160 | 398521610600 | 160 | 28 | 76 | 45 | 17 | 14 | 24 | 1/16" x 90° | 10 | M12 | 1,0 |
| 2488-200 | 398521710700 | 200 | 32 | 78 | 49 | 17 | 14,5 | 24,5 | 1/16" x 90° | 12 | M12 | 1,4 |
| 2488-250 | 398521720900 | 250 | 40 | 102 | 58 | 21 | 19 | 32 | 1/16" x 90° | 14 | M16 | 2,7 |
| 2488-315 | 398521730000 | 315 | 40 | 102 | 58 | 21 | 19 | 32 | 1/16" x 90° | 14 | M16 | 2,7 |

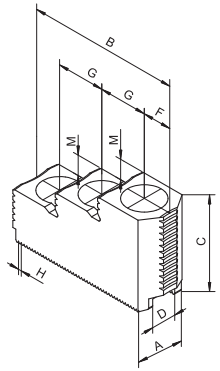

## SZCZĘKI GÓRNE MIĘKKIE • DO UCHWYTU 2105-K
КУЛАЧКИ МЯГКИЕ НАКЛАДНЫЕ (СЫРЫЕ) • ДЛЯ ПАТРОНОВ 2105-K

**METRYCZNA WIELKOŚĆ KĄTA ZĄBKÓW 1,5 mm x 60°**
МЕТРИЧЕСКОЕ ЗУБЧАТОЕ СОЕДИНЕНИЕ 1,5 мм x 60°

STAL СТАЛЬ

60°

Wkładki teowe / Т-образные вкладки str. / стр. 502

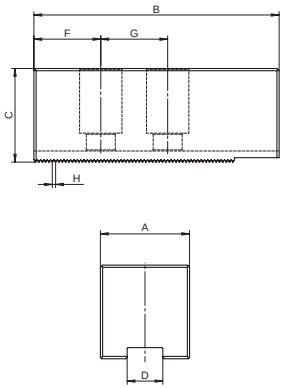


| | Uchwyt BISON / Патрон BISON | Nr produktu / Код продукта | Wielkość uchwytu / Размер патрона | A | B | C | D H7 | F | G | H | LH Gwint / LH Резьба | kg / szt. / кг / шт. |
|---|---|---|---|---|---|---|---|---|---|---|---|---|
| Ø 135 - 315 mm | 2105-135-34K | 398521210200 | 135 | 25 | 54 | 25 | 10 | 12 | 14 | 1,5 mm x 60° | M8 | 0,4 |
| | 2105-160-45K | 398521220400 | 160 | 40 | 65 | 40 | 12 | 12 | 20 | 1,5 mm x 60° | M10 | 1,3 |
| | 2105-200-52K | 398521240800 | 200 | 40 | 95 | 40 | 14 | 24 | 25 | 1,5 mm x 60° | M12 | 2,0 |
| | 2105-250-75K | 398521250000 | 250 | 50 | 105 | 50 | 16 | 30 | 30 | 1,5 mm x 60° | M12 | 3,5 |
| | 2105-315-91K | 398521260100 | 315 | 50 | 110 | 50 | 21 | 21 | 30 | 1,5 mm x 60° | M16 | 3,4 |

## SZCZĘKI GÓRNE MIĘKKIE • DO UCHWYTU 2105
КУЛАЧКИ МЯГКИЕ НАКЛАДНЫЕ (СЫРЫЕ) • ДЛЯ ПАТРОНОВ 2105

**CALOWA WIELKOŚĆ KĄTA ZĄBKÓW 1/16″ x 90°**
ДЮЙМОВОЕ ЗУБЧАТОЕ СОЕДИНЕНИЕ 1/16″ x 90°

STAL СТАЛЬ

90°

Wkładki teowe / Т-образные вкладки str. / стр. 502

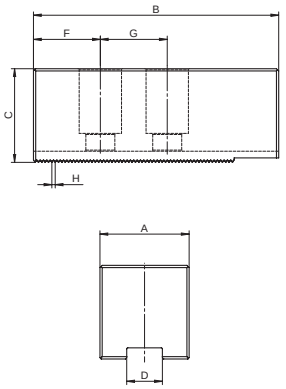


| | Uchwyt BISON / Патрон BISON | Nr produktu / Код продукта | Wielkość uchwytu / Размер патрона | A | B | C | D H7 | F | G | H | LH Gwint / LH Резьба | kg / szt. / кг / шт. |
|---|---|---|---|---|---|---|---|---|---|---|---|---|
| Ø 160 - 315 mm | 2105-160-45 | 398520010200 | 160 | 40 | 65 | 40 | 17 | 15 | 24 | 1/16″ x 90° | M12 | 1,2 |
| | 2105-200-52 | 398520020400 | 200 | 40 | 95 | 40 | 17 | 15 | 24 | 1/16″ x 90° | M12 | 1,9 |
| | 2105-250-75 | 398520030600 | 250 | 45 | 105 | 50 | 21 | 20 | 28 | 1/16″ x 90° | M16 | 3,2 |
| | 2105-315-91 | 398520040800 | 315 | 45 | 110 | 50 | 21 | 20 | 28 | 1/16″ x 90° | M16 | 3,4 |

Wkładki teowe str. 502
Т-образные вкладки стр.

STAL СТАЛЬ

60°

## SZCZĘKI GÓRNE MIĘKKIE • DO UCHWYTU 2405-K
## КУЛАЧКИ МЯГКИЕ НАКЛАДНЫЕ (СЫРЫЕ) • ДЛЯ ПАТРОНОВ 2405-K

**METRYCZNA WIELKOŚĆ KĄTA ZĄBKÓW 1,5 mm x 60° LUB 3,0 mm x 60°**
МЕТРИЧЕСКОЕ ЗУБЧАТОЕ СОЕДИНЕНИЕ 1,5 мм x 60° ИЛИ 3,0 мм x 60°

Ø 135 - 800 mm

| Uchwyt BISON / Патрон BISON | Nr produktu / Код продукта | Wielkość uchwytu / Размер патрона | Wersja / Вариант | A | B | C | D H7 | F | G | G1 | H | LH Gwint / LH Резьба | kg / szt. / кг / шт. |
|---|---|---|---|---|---|---|---|---|---|---|---|---|---|
| 2405-135-34K | 398521500300 | 135 | 1 | 25 | 54 | 25 | 10 | 12 | 14 | - | 1,5 mm x 60° | M8 | 0,6 |
| 2405-160-45K | 398521511800 | 160 | 1 | 40 | 65 | 40 | 12 | 12 | 20 | - | 1,5 mm x 60° | M10 | 1,8 |
| 2405-200-52K | 398521521000 | 200 | 1 | 40 | 95 | 40 | 14 | 24 | 25 | - | 1,5 mm x 60° | M12 | 2,8 |
| 2405-250-75K | 398521531100 | 250 | 1 | 50 | 105 | 50 | 16 | 30 | 30 | - | 1,5 mm x 60° | M12 | 5,1 |
| 2405-315-91K | 398521541300 | 315 | 1 | 50 | 110 | 50 | 21 | 21 | 30 | - | 1,5 mm x 60° | M16 | 5,0 |
| 2405-400-120K | 398521552800 | 400 | 2 | 60 | 140 | 60 | 25,5 | 26 | 43 | - | 1,5 mm x 60° | M20 | 9,5 |
| 2405-500-160K | 398521553000 | 500 | 2 | 60 | 140 | 60 | 25 | 26 | 43 | - | 3,0 mm x 60° | M20 | 9,5 |
| 2405-630-200K | 398521554300 | 630 | 3 | 70 | 170 | 70 | 25 | 27 | 43 | 43 | 3,0 mm x 60° | M20 | 15,2 |
| 2405-800-255K | 398521554300 | 800 | 3 | 70 | 170 | 70 | 25 | 27 | 43 | 43 | 3,0 mm x 60° | M20 | 15,2 |

Wersja 1
Вариант 1

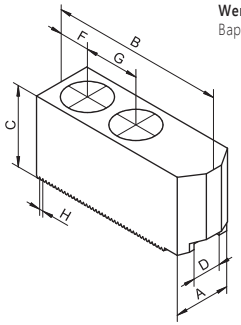


Wersja 2
Вариант 2

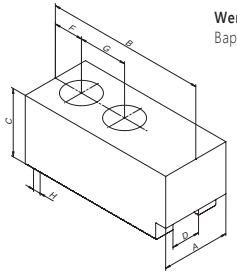

Wersja 3
Вариант 3

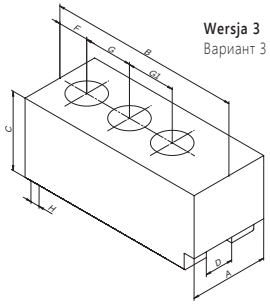

## SZCZĘKI GÓRNE MIĘKKIE • DO UCHWYTU 2405
КУЛАЧКИ МЯГКИЕ НАКЛАДНЫЕ (СЫРЫЕ) • ДЛЯ ПАТРОНОВ 2405

**WIELKOŚĆ KĄTA ZĄBKÓW 1/16" x 90° LUB 3/32" x 90°**
ДЮЙМОВОЕ ЗУБЧАТОЕ СОЕДИНЕНИЕ 1/16" x 90° ИЛИ 3/32" x 90°

STAL СТАЛЬ

90°

Wkładki teowe str. 502
Т-образные вкладки стр.

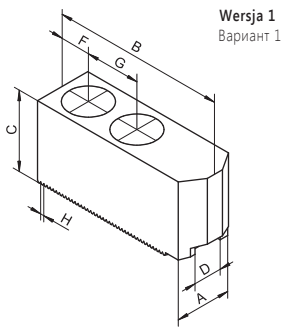


Wersja 1
Вариант 1

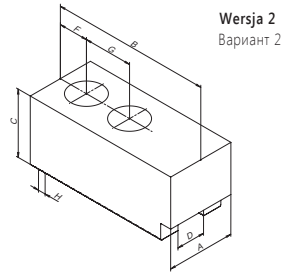

Wersja 2
Вариант 2

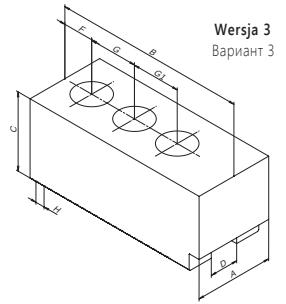

Wersja 3
Вариант 3

| | Uchwyt BISON / Патрон BISON | Nr produktu / Код продукта | Wielkość uchwytu / Размер патрона | Wersja / Вариант | A | B | C | D H7 | F | G | G1 | H | LH Gwint / LH Резьба | kg / szt. / кг / шт. |
|---|---|---|---|---|---|---|---|---|---|---|---|---|---|---|
| Ø 160 - 800 mm | 2405-160-45 | 398521510500 | 160 | 1 | 40 | 65 | 40 | 17 | 15 | 24 | - | 1/16" x 90° | M12 | 1,7 |
| | 2405-200-52 | 398521520700 | 200 | 1 | 40 | 95 | 40 | 17 | 15 | 24 | - | 1/16" x 90° | M12 | 2,8 |
| | 2405-250-75 | 398521530900 | 250 | 1 | 50 | 105 | 50 | 21 | 20 | 28 | - | 1/16" x 90° | M16 | 4,7 |
| | 2405-315-91 | 398521540000 | 315 | 1 | 50 | 110 | 50 | 21 | 20 | 28 | - | 1/16" x 90° | M16 | 5,0 |
| | 2405-400-120 | 398521550200 | 400 | 2 | 60 | 140 | 60 | 25,5 | 25 | 35 | - | 3/32" x 90° | M20 | 6,5 |
| | 2405-500-160 | 398521550200 | 500 | 2 | 60 | 140 | 60 | 25,5 | 25 | 35 | - | 3/32" x 90° | M20 | 9,5 |
| | 2405-630-200 | 398521555600 | 630 | 3 | 70 | 170 | 70 | 25,5 | 27 | 43 | 43 | 3/32" x 90° | M20 | 15,2 |
| | 2405-800-255 | 398521555600 | 800 | 3 | 70 | 170 | 70 | 25,5 | 27 | 43 | 43 | 3/32" x 90° | M20 | 15,2 |





Materiał szczęk
Материал кулачков

Wielkość kąta ząbków
Зубчатое соединение

Wkładki teowe str. 502
Т-образные вкладки стр.

STAL СТАЛЬ

60°

## SZCZĘKI GÓRNE MIĘKKIE • DO UCHWYTU 2605-K
## КУЛАЧКИ МЯГКИЕ НАКЛАДНЫЕ (СЫРЫЕ) • ДЛЯ ПАТРОНОВ 2605-K

**METRYCZNA WIELKOŚĆ KĄTA ZĄBKÓW 1,5 mm x 60° LUB 3,0 mm x 60°**
МЕТРИЧЕСКОЕ ЗУБЧАТОЕ СОЕДИНЕНИЕ 1,5 мм x 60° ИЛИ 3,0 мм x 60°

| | Uchwyt BISON / Патрон BISON | Nr produktu / Код продукта | Wielkość uchwytu / Размер патрона | Wersja / Вариант | A | B | C | D H7 | F | G | G1 | H | LH Gwint / LH Резьба | kg / szt. / кг / шт. |
|---|---|---|---|---|---|---|---|---|---|---|---|---|---|---|
| Ø 135 - 800 mm | 2605-135-34K | 398521843100 | 135 | 1 | 25 | 54 | 25 | 10 | 12 | 14 | - | 1,5 mm x 60° | M8 | 0,8 |
| | 2605-160-45K | 398521853300 | 160 | 1 | 40 | 65 | 40 | 12 | 12 | 20 | - | 1,5 mm x 60° | M10 | 2,3 |
| | 2605-200-52K | 398521875200 | 200 | 1 | 40 | 95 | 40 | 14 | 24 | 25 | - | 1,5 mm x 60° | M12 | 3,7 |
| | 2605-250-75K | 398521885400 | 250 | 1 | 50 | 105 | 50 | 16 | 30 | 30 | - | 1,5 mm x 60° | M12 | 6,6 |
| | 2605-315-91K | 398521896800 | 315 | 1 | 50 | 110 | 50 | 21 | 21 | 30 | - | 1,5 mm x 60° | M16 | 6,6 |
| | 2405-400-120K | 398521898400 | 400 | 2 | 60 | 140 | 60 | 25,5 | 26 | 43 | - | 1,5 mm x 60° | M20 | 9,5 |
| | 2405-500-160K | 398521899700 | 500 | 2 | 60 | 140 | 60 | 25 | 26 | 43 | - | 3,0 mm x 60° | M20 | 9,5 |
| | 2405-630-200K | 398521892800 | 630 | 3 | 70 | 170 | 70 | 25 | 27 | 43 | 43 | 3,0 mm x 60° | M20 | 15,2 |
| | 2405-800-255K | 398521892800 | 800 | 3 | 70 | 170 | 70 | 25 | 27 | 43 | 43 | 3,0 mm x 60° | M20 | 15,2 |

Wersja 1
Вариант 1

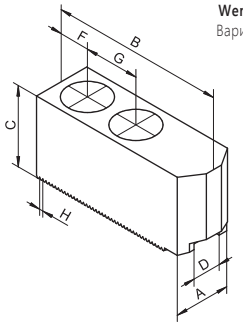


Wersja 2
Вариант 2

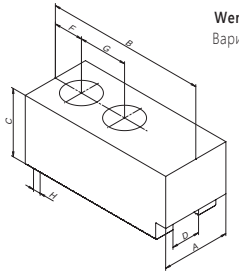

Wersja 3
Вариант 3

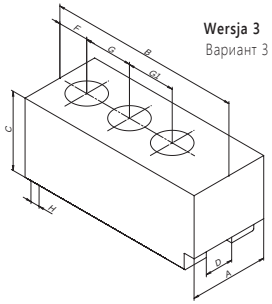

## SZCZĘKI GÓRNE MIĘKKIE • DO UCHWYTU 2605
КУЛАЧКИ МЯГКИЕ НАКЛАДНЫЕ (СЫРЫЕ) • ДЛЯ ПАТРОНОВ 2605

**CALOWA WIELKOŚĆ KĄTA ZĄBKÓW 1/16" x 90° LUB 3/32" x 90°**
ДЮЙМОВОЕ ЗУБЧАТОЕ СОЕДИНЕНИЕ 1/16" x 90° ИЛИ 3/32" x 90°

STAL СТАЛЬ

90°

Wkładki teowe str. 502
Т-образные вкладки стр.

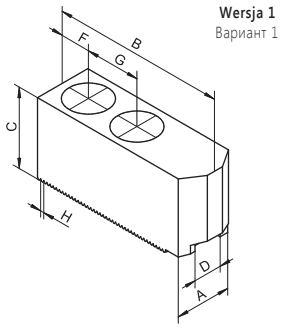


Wersja 1
Вариант 1

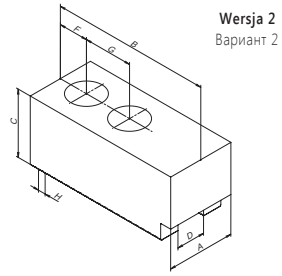

Wersja 2
Вариант 2

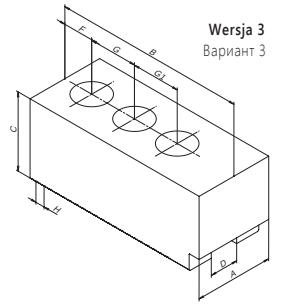

Wersja 3
Вариант 3

Ø 160 - 800 mm

| Uchwyt BISON<br>Патрон BISON | Nr produktu<br>Код продукта | Wielkość uchwytu<br>Размер патрона | Wersja<br>Вариант | A | B | C | D H7 | F | G | G1 | H | LH Gwint<br>LH Резьба | kg / szt.<br>кг / шт. |
|---|---|---|---|---|---|---|---|---|---|---|---|---|---|
| 2605-160-45 | 398521560700 | 160 | 1 | 40 | 65 | 40 | 17 | 15 | 24 | - | 1/16" x 90° | M12 | 2,1 |
| 2605-200-52 | 398521870900 | 200 | 1 | 40 | 95 | 40 | 17 | 15 | 24 | - | 1/16" x 90° | M12 | 3,6 |
| 2605-250-75 | 398521880000 | 250 | 1 | 50 | 105 | 50 | 21 | 20 | 28 | - | 1/16" x 90° | M16 | 6,0 |
| 2605-315-91 | 398521890200 | 315 | 1 | 50 | 110 | 50 | 21 | 20 | 28 | - | 1/16" x 90° | M16 | 6,6 |
| 2405-400-120 | 398521801900 | 400 | 2 | 60 | 140 | 60 | 25,5 | 25 | 35 | - | 3/32x90 | M20 | 9,5 |
| 2405-500-160 | 398521801900 | 500 | 2 | 60 | 140 | 60 | 25,5 | 25 | 35 | - | 3/32x90 | M20 | 9,5 |
| 2405-630-200 | 398521802100 | 630 | 3 | 70 | 170 | 70 | 25,5 | 27 | 43 | 43 | 3/32x90 | M20 | 15,2 |
| 2405-800-255 | 398521802100 | 800 | 3 | 70 | 170 | 70 | 25,5 | 27 | 43 | 43 | 3/32x90 | M20 | 15,2 |

Wkładki teowe str. 502
Т-образные вкладки стр.

STAL СТАЛЬ

90°

## SZCZĘKI GÓRNE MIĘKKIE • DO UCHWYTU 2409
## КУЛАЧКИ МЯГКИЕ НАКЛАДНЫЕ (СЫРЫЕ) • ДЛЯ ПАТРОНОВ 2409

**CALOWA WIELKOŚĆ KĄTA ZĄBKÓW 1/16" x 90°**
ДЮЙМОВОЕ ЗУБЧАТОЕ СОЕДИНЕНИЕ 1/16" x 90°

| | Uchwyt BISON / Патрон BISON | Nr produktu / Код продукта | Wielkość uchwytu / Размер патрона | A | B | C | D H7 | F | G | H | LH Gwint / LH Резьба | kg / szt. / кг / шт. |
|---|---|---|---|---|---|---|---|---|---|---|---|---|
| Ø 160 - 315 mm | 2409-160-46 | 398521570600 | 160 | 26 | 56 | 38 | 12 | 11 | 18 | 1/16" x 90° | M10 | 0,9 |
| | 2409-200-66 | 398521510500 | 200 | 40 | 65 | 40 | 17 | 15 | 24 | 1/16" x 90° | M12 | 1,7 |
| | 2409-250-91 | 398521520700 | 250 | 40 | 95 | 40 | 17 | 15 | 24 | 1/16" x 90° | M12 | 2,8 |
| | 2409-315-91 | 398521520700 | 315 | 50 | 95 | 40 | 17 | 15 | 24 | 1/16" x 90° | M12 | 2,8 |

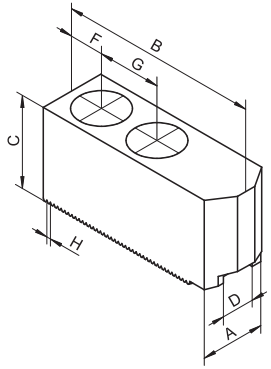


Wkładki teowe str. 502
Т-образные вкладки стр.

STAL СТАЛЬ

90°

## SZCZĘKI GÓRNE MIĘKKIE • DO UCHWYTU 2488
## КУЛАЧКИ МЯГКИЕ НАКЛАДНЫЕ (СЫРЫЕ) • ДЛЯ ПАТРОНОВ 2488

**CALOWA WIELKOŚĆ KĄTA ZĄBKÓW 1/16" x 90°**
ДЮЙМОВОЕ ЗУБЧАТОЕ СОЕДИНЕНИЕ 1/16" x 90°

| | Uchwyt BISON / Патрон BISON | Nr produktu / Код продукта | Wielkość uchwytu / Размер патрона | A | B | C | D H7 | F | G | H | LH Gwint / LH Резьба | kg / szt. / кг / шт. |
|---|---|---|---|---|---|---|---|---|---|---|---|---|
| Ø 160 - 315 mm | 2488-160 | 398521510500 | 160 | 40 | 65 | 40 | 17 | 15 | 24 | 1/16" x 90° | M12 | 1,7 |
| | 2488-200 | 398521520700 | 200 | 40 | 95 | 40 | 17 | 15 | 24 | 1/16" x 90° | M12 | 2,8 |
| | 2488-250 | 398521530900 | 250 | 50 | 105 | 50 | 21 | 20 | 28 | 1/16" x 90° | M16 | 4,7 |
| | 2488-315 | 398521540000 | 315 | 50 | 110 | 50 | 21 | 20 | 28 | 1/16" x 90° | M16 | 5,0 |

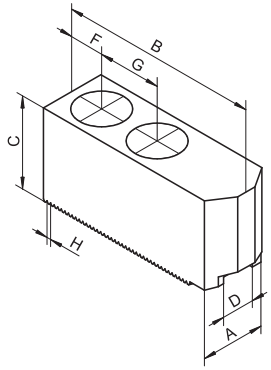

## SZCZĘKI CHWYTAKOWE • MOCOWANIE WEWNĘTRZNE
КУЛАЧКИ ЗУБЧАТЫЕ • ВНУТРЕННИЙ ЗАЖИМ

**METRYCZNA WIELKOŚĆ KĄTA ZĄBKÓW 1,5 mm x 60°**
МЕТРИЧЕСКОЕ ЗУБЧАТОЕ СОЕДИНЕНИЕ 1,5 мм x 60°

STAL СТАЛЬ

60°

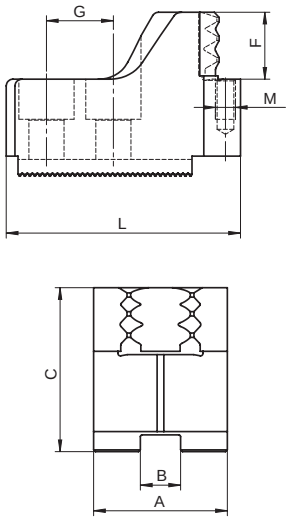


1,5 mm x 60°

| Uchwyt BISON / Патрон BISON | Nr produktu / Код продукта | Wielkość uchwytu / Размер патрона | Zakres mocowania / Диапазон зажима | A | B | C | F | G | L | M | kg / kpl. / кг / кпл. |
|---|---|---|---|---|---|---|---|---|---|---|---|
| 2405-160-45K | 398521609900 | 160 | 28 - 55 | 40 | 12 | 49 | 20 | 20 | 74,0 | M6 | 1,9 |
| 2405-160-45K | 398521612100 | 160 | 36 - 68 | 40 | 12 | 49 | 20 | 20 | 68,0 | M6 | 1,7 |
| 2405-160-45K | 398521613400 | 160 | 50 - 81 | 40 | 12 | 49 | 20 | 20 | 70,0 | M6 | 1,8 |
| 2405-160-45K | 398521614700 | 160 | 63 - 97 | 40 | 12 | 49 | 20 | 20 | 60,0 | M6 | 1,5 |
| 2405-160-45K | 398521615000 | 160 | 80 - 112 | 40 | 12 | 49 | 20 | 20 | 60,0 | M6 | 1,7 |
| 2405-200-52K | 398521716300 | 200 | 29 - 72 | 40 | 14 | 49 | 20 | 25 | 83,0 | M6 | 2,0 |
| 2405-200-52K | 398521714800 | 200 | 63 - 100 | 40 | 14 | 49 | 20 | 25 | 69,0 | M6 | 1,8 |
| 2405-200-52K | 398521713500 | 200 | 92 - 129 | 40 | 14 | 49 | 20 | 25 | 57,0 | M6 | 1,5 |
| 2405-200-52K | 398521717600 | 200 | 111 - 158 | 40 | 14 | 49 | 20 | 25 | 50,0 | M6 | 1,2 |
| 2405-200-52K | 398521715000 | 200 | 150 - 189 | 40 | 14 | 49 | 20 | 25 | 73,5 | M6 | 2,0 |
| 2405-250-75K | 398521722400 | 250 | 40 - 94 | 40 | 16 | 59 | 25 | 30 | 97,0 | M6 | 2,9 |
| 2405-250-75K | 398521723700 | 250 | 78 - 130 | 40 | 16 | 59 | 25 | 30 | 78,0 | M6 | 2,2 |
| 2405-250-75K | 398521724000 | 250 | 121 - 173 | 40 | 16 | 59 | 25 | 30 | 67,0 | M6 | 2,0 |
| 2405-250-75K | 398521725200 | 250 | 166 - 215 | 40 | 16 | 59 | 25 | 30 | 66,5 | M6 | 2,0 |
| 2405-250-75K | 398521726500 | 250 | 203 - 252 | 40 | 16 | 59 | 25 | 30 | 85,5 | M6 | 2,6 |
| 2405-315-91K | 398521732600 | 315 | 41 - 127 | 50 | 21 | 59 | 30 | 30 | 120,0 | M8 | 4,0 |
| 2405-315-91K | 398521733900 | 315 | 89 - 181 | 50 | 21 | 59 | 30 | 30 | 95,0 | M8 | 3,2 |
| 2405-315-91K | 398521734100 | 315 | 153 - 245 | 50 | 21 | 59 | 30 | 30 | 75,0 | M8 | 2,4 |
| 2405-315-91K | 398521735400 | 315 | 219 - 300 | 50 | 21 | 59 | 30 | 30 | 85,0 | M8 | 3,1 |

Kołki oporowe / Опорные шпильки str. / стр. 503

Wkładki teowe / Т-образные вкладки str. / стр. 502

STAL СТАЛЬ

60°

## SZCZĘKI CHWYTAKOWE • MOCOWANIE ZEWNĘTRZNE
КУЛАЧКИ ЗУБЧАТЫЕ • ВНЕШНИЙ ЗАЖИМ

**METRYCZNA WIELKOŚĆ KĄTA ZĄBKÓW 1,5 mm x 60°**
МЕТРИЧЕСКОЕ ЗУБЧАТОЕ СОЕДИНЕНИЕ 1,5 мм x 60°

1,5 mm x 60°

| Uchwyt BISON / Патрон BISON | Nr produktu / Код продукта | Wielkość uchwytu / Размер патрона | Zakres mocowania / Диапазон зажима | A | B | C | F | G | L | M | kg / kpl. / кг / кпл. |
|---|---|---|---|---|---|---|---|---|---|---|---|
| 2405-160-45K | 398521616200 | 160 | 43 - 70 | 40 | 12 | 49 | 20 | 20 | 75 | M6 | 1,7 |
| 2405-160-45K | 398521617500 | 160 | 48 - 81 | 40 | 12 | 49 | 20 | 20 | 72 | M6 | 1,6 |
| 2405-160-45K | 398521618800 | 160 | 67 - 99 | 40 | 12 | 49 | 20 | 20 | 72 | M6 | 1,7 |
| 2405-160-45K | 398521619000 | 160 | 89 - 123 | 40 | 12 | 49 | 20 | 20 | 64 | M6 | 1,8 |
| 2405-200-52K | 398521718900 | 200 | 46 - 89 | 40 | 14 | 49 | 20 | 25 | 82 | M6 | 1,8 |
| 2405-200-52K | 398521712200 | 200 | 80 - 117 | 40 | 14 | 49 | 20 | 25 | 69 | M6 | 1,7 |
| 2405-200-52K | 398521719100 | 200 | 106 - 150 | 40 | 14 | 49 | 20 | 25 | 63 | M6 | 1,7 |
| 2405-200-52K | 398521700500 | 200 | 138 - 182 | 40 | 14 | 49 | 20 | 25 | 60 | M6 | 1,8 |
| 2405-250-75K | 398521727800 | 250 | 59 - 110 | 40 | 16 | 59 | 25 | 30 | 97 | M6 | 2,5 |
| 2405-250-75K | 398521728000 | 250 | 95 - 147 | 40 | 16 | 59 | 25 | 30 | 80 | M6 | 2,4 |
| 2405-250-75K | 398521729300 | 250 | 133 - 185 | 40 | 16 | 59 | 25 | 30 | 71 | M6 | 2,2 |
| 2405-250-75K | 398521701800 | 250 | 172 - 224 | 40 | 16 | 59 | 25 | 30 | 65 | M6 | 2,6 |
| 2405-315-91K | 398521736700 | 315 | 74 - 156 | 50 | 21 | 49 | 20 | 30 | 105 | M8 | 3,0 |
| 2405-315-91K | 398521737000 | 315 | 134 - 216 | 50 | 21 | 49 | 20 | 30 | 82 | M8 | 2,5 |
| 2405-315-91K | 398521738200 | 315 | 192 - 278 | 50 | 21 | 49 | 20 | 30 | 82 | M8 | 2,6 |
| 2405-315-91K | 398521739500 | 315 | 252 - 330 | 50 | 21 | 49 | 20 | 30 | 90 | M8 | 3,3 |

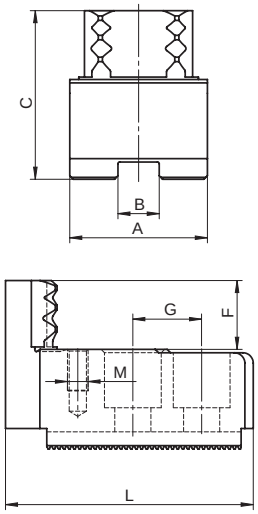


Kołki oporowe / Опорные шпильки str. / стр. 503
Wkładki teowe / Т-образные вкладки str. / стр. 502

## SZCZĘKI CHWYTAKOWE ▪ MOCOWANIE WEWNĘTRZNE
КУЛАЧКИ ЗУБЧАТЫЕ ▪ ВНУТРЕННИЙ ЗАЖИМ

**CALOWA WIELKOŚĆ KĄTA ZĄBKÓW 1/16" x 90°**
ДЮЙМОВОЕ ЗУБЧАТОЕ СОЕДИНЕНИЕ 1/16" x 90°

STAL СТАЛЬ

90°

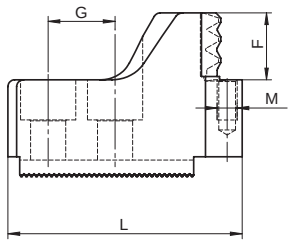


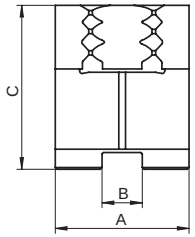


1/16" x 90°

| Uchwyt BISON<br>Патрон BISON | Nr produktu<br>Код продукта | Wielkość uchwytu<br>Размер патрона | Zakres mocowania<br>Диапазон зажима | A | B | C | F | G | L | M | kg / kpl.<br>кг / кпл. |
|---|---|---|---|---|---|---|---|---|---|---|---|
| 2405-160-45 | 398522520500 | 160 | 28 - 55 | 40 | 17 | 49 | 20 | 24 | 74,0 | M6 | 1,8 |
| 2405-160-45 | 398522521800 | 160 | 36 - 68 | 40 | 17 | 49 | 20 | 24 | 68,0 | M6 | 1,6 |
| 2405-160-45 | 398522522000 | 160 | 50 - 81 | 40 | 17 | 49 | 20 | 24 | 70,0 | M6 | 1,6 |
| 2405-160-45 | 398522523300 | 160 | 63 - 97 | 40 | 17 | 49 | 20 | 24 | 60,0 | M6 | 1,3 |
| 2405-160-45 | 398522524600 | 160 | 80 - 112 | 40 | 17 | 49 | 20 | 24 | 60,0 | M6 | 1,5 |
| 2405-200-52 | 398522530700 | 200 | 29 - 72 | 40 | 17 | 49 | 20 | 23 | 83,0 | M6 | 2,0 |
| 2405-200-52 | 398522531000 | 200 | 63 - 100 | 40 | 17 | 49 | 20 | 23 | 69,0 | M6 | 1,8 |
| 2405-200-52 | 398522532200 | 200 | 92 - 129 | 40 | 17 | 49 | 20 | 23 | 57,0 | M6 | 1,5 |
| 2405-200-52 | 398522533500 | 200 | 111 - 158 | 40 | 17 | 49 | 20 | 23 | 50,0 | M6 | 1,2 |
| 2405-200-52 | 398522534800 | 200 | 150 - 189 | 40 | 17 | 49 | 20 | 23 | 73,5 | M6 | 2,0 |
| 2405-250-75 | 398522540900 | 250 | 40 - 94 | 40 | 21 | 59 | 25 | 30 | 97,0 | M6 | 2,6 |
| 2405-250-75 | 398522541100 | 250 | 78 - 130 | 40 | 21 | 59 | 25 | 30 | 78,0 | M6 | 1,9 |
| 2405-250-75 | 398522542400 | 250 | 121 - 173 | 40 | 21 | 59 | 25 | 30 | 67,0 | M6 | 1,7 |
| 2405-250-75 | 398522543700 | 250 | 166 - 215 | 40 | 21 | 59 | 25 | 30 | 66,5 | M6 | 1,6 |
| 2405-250-75 | 398522544000 | 250 | 203 - 252 | 40 | 21 | 59 | 25 | 30 | 85,5 | M6 | 2,4 |
| 2405-315-91 | 398522550000 | 315 | 41 - 127 | 50 | 21 | 59 | 30 | 30 | 120,0 | M8 | 4,0 |
| 2405-315-91 | 398522551300 | 315 | 89 - 181 | 50 | 21 | 59 | 30 | 30 | 95,0 | M8 | 3,2 |
| 2405-315-91 | 398522552600 | 315 | 153 - 245 | 50 | 21 | 59 | 30 | 30 | 75,0 | M8 | 2,4 |
| 2405-315-91 | 398522553900 | 315 | 219 - 300 | 50 | 21 | 59 | 30 | 30 | 85,0 | M8 | 3,1 |

Kołki oporowe str. 503
Опорные шпильки стр.

Wkładki teowe str. 502
Т-образные вкладки стр.



Materiał szczęk
Материал кулачков

Wielkość kąta ząbków
Зубчатое соединение

STAL СТАЛЬ

90°

## SZCZĘKI CHWYTAKOWE ▪ MOCOWANIE ZEWNĘTRZNE
КУЛАЧКИ ЗУБЧАТЫЕ ▪ ВНЕШНИЙ ЗАЖИМ

**CALOWA WIELKOŚĆ KĄTA ZĄBKÓW 1/16" x 90°**
ДЮЙМОВОЕ ЗУБЧАТОЕ СОЕДИНЕНИЕ 1/16" x 90°

1/16" x 90°

| Uchwyt BISON<br>Патрон BISON | Nr produktu<br>Код продукта | Wielkość uchwytu<br>Размер патрона | Zakres mocowania<br>Диапазон зажима | A | B | C | F | G | L | M | kg / kpl.<br>кг / кпл. |
|---|---|---|---|---|---|---|---|---|---|---|---|
| 2405-160-45 | 398522525900 | 160 | 43 - 70 | 40 | 17 | 49 | 20 | 24 | 75 | M6 | 1,5 |
| 2405-160-45 | 398522526100 | 160 | 48 - 81 | 40 | 17 | 49 | 20 | 24 | 72 | M6 | 1,5 |
| 2405-160-45 | 398522527400 | 160 | 67 - 99 | 40 | 17 | 49 | 20 | 24 | 72 | M6 | 1,7 |
| 2405-160-45 | 398522528700 | 160 | 89 - 123 | 40 | 17 | 49 | 20 | 24 | 64 | M6 | 1,7 |
| 2405-200-52 | 398522535000 | 200 | 46 - 89 | 40 | 17 | 49 | 20 | 23 | 82 | M6 | 1,7 |
| 2405-200-52 | 398522536300 | 200 | 80 - 117 | 40 | 17 | 49 | 20 | 23 | 69 | M6 | 1,7 |
| 2405-200-52 | 398522537600 | 200 | 106 - 150 | 40 | 17 | 49 | 20 | 23 | 63 | M6 | 1,6 |
| 2405-200-52 | 398522538900 | 200 | 138 - 182 | 40 | 17 | 49 | 20 | 23 | 60 | M6 | 1,7 |
| 2405-250-75 | 398522545200 | 250 | 59 - 110 | 40 | 21 | 59 | 25 | 30 | 97 | M6 | 2,3 |
| 2405-250-75 | 398522546500 | 250 | 95 - 147 | 40 | 21 | 59 | 25 | 30 | 80 | M6 | 2,1 |
| 2405-250-75 | 398522547800 | 250 | 133 - 185 | 40 | 21 | 59 | 25 | 30 | 71 | M6 | 1,9 |
| 2405-250-75 | 398522548000 | 250 | 172 - 224 | 40 | 21 | 59 | 25 | 30 | 65 | M6 | 1,9 |
| 2405-315-91 | 398522554100 | 315 | 74 - 156 | 50 | 21 | 49 | 20 | 30 | 105 | M8 | 3,0 |
| 2405-315-91 | 398522555400 | 315 | 134 - 216 | 50 | 21 | 49 | 20 | 30 | 82 | M8 | 2,5 |
| 2405-315-91 | 398522556700 | 315 | 192 - 278 | 50 | 21 | 49 | 20 | 30 | 82 | M8 | 2,6 |
| 2405-315-91 | 398522557000 | 315 | 252 - 330 | 50 | 21 | 49 | 20 | 30 | 90 | M8 | 3,3 |

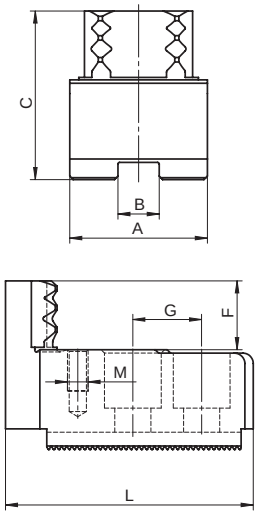


Kołki oporowe
Опорные шпильки
str. стр. 503

Wkładki teowe
Т-образные вкладки
str. стр. 502

Wersja 1
Вариант 1

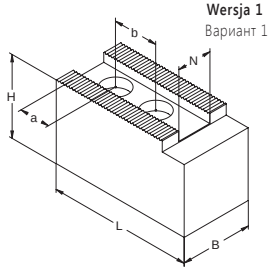


Wersja 2
Вариант 2

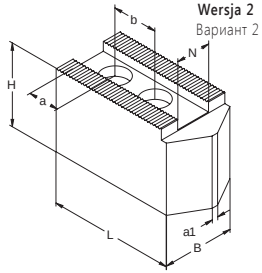


Wersja 3
Вариант 3

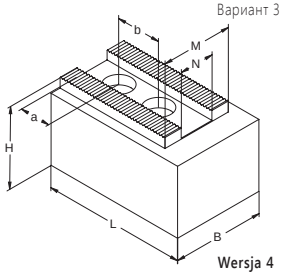


Wersja 4
Вариант 4

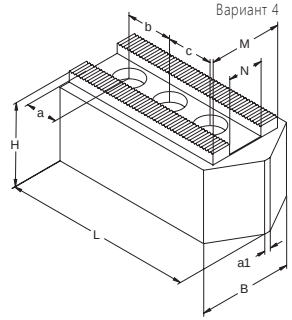


## SZCZĘKI GÓRNE MIĘKKIE
КУЛАЧКИ МЯГКИЕ НАКЛАДНЫЕ (СЫРЫЕ)

**METRYCZNA WIELKOŚĆ KĄTA ZĄBKÓW 1,5 mm x 60°**
МЕТРИЧЕСКОЕ ЗУБЧАТОЕ СОЕДИНЕНИЕ 1,5 мм x 60°

STAL СТАЛЬ
60°

1,5 mm x 60°

| Nr produktu<br>Код продукта | Typ szczęk<br>Тип кулачков | Wersja<br>Вариант | N | B | H | L | M | $a_1$ | a + b | Śruby<br>Винты | kg / kpl.<br>кг / кпл. |
|---|---|---|---|---|---|---|---|---|---|---|---|
| 398525005500 | SGM MVS 110-08-01 | 2 | 8 | 20 | 40 | 48 | - | 4 | 8 + 15 | M 6 | 0,7 |
| 398525010300 | SGM MPS 110-10-01 | 1 | 10 | 25 | 32 | 54 | - | - | 10 + 14 | M 8 | 0,8 |
| 398525013100 | SGM MVS 110-10-01 | 2 | 10 | 25 | 31 | 55 | - | 4 | 13 + 14 | M 8 | 0,7 |
| 398525014400 | SGM MVS 110-10-02 | 2 | 10 | 22 | 47 | 55 | - | 4 | 13 + 14 | M 8 | 0,8 |
| 398525015700 | SGM MVS 135-10-01 | 2 | 10 | 25 | 32 | 57 | - | 4 | 10 + 18 | M 8 | 0,7 |
| 398525016000 | SGM MVS 135-10-02 | 2 | 10 | 22 | 47 | 55 | - | 4 | 10 + 18 | M 8 | 0,9 |
| 398525017200 | SGM MVS 135-10-03 | 2 | 10 | 22 | 47 | 55 | - | 4 | 10 + 19 | M 8 | 0,9 |
| 398525020500 | SGM MPS 110-11-01 | 1 | 11 | 25 | 32 | 46 | - | - | 8,5 + 16 | M 8 | 0,6 |
| 398525021800 | SGM MPS 130-11-01 | 1 | 11 | 26 | 30 | 55 | - | - | 10 + 15 | M 8 | 0,8 |
| 398525024600 | SGM MPS 160-11-01B | 3 | 11 | 30 | 55 | 67 | 27 | - | 17 + 20 | M 8 | 2,2 |
| 398525027400 | SGM MVS 160-11-01B | 4 | 11 | 35 | 40 | 77 | 27 | 3 | 10 + 18 + 18 | M 8 | 1,8 |
| 398525031000 | SGM MPS 160-12-02 | 1 | 12 | 32 | 32 | 72 | - | - | 15 + 20 | M 10 | 1,3 |
| 398525030700 | SGM MPS 160-12-01 | 1 | 12 | 35 | 60 | 72 | - | - | 15 + 20 | M 10 | 2,8 |
| 398525034800 | SGM MVS 160-12-01 | 2 | 12 | 32 | 32 | 82 | - | 4 | 15 + 20 | M 10 | 1,5 |
| 398525035000 | SGM MVS 160-12-02 | 2 | 12 | 35 | 60 | 82 | - | 4 | 15 + 20 | M 10 | 3,1 |
| 398525038900 | SGM MPS 200-14-02 | 1 | 14 | 35 | 40 | 95 | - | - | 24 + 25 | M 12 | 2,4 |
| 398525037600 | SGM MPS 200-14-01 | 1 | 14 | 35 | 60 | 95 | - | - | 24 + 25 | M 12 | 3,7 |
| 398525039100 | SGM MPS 200-14-03 | 1 | 14 | 38 | 80 | 95 | - | - | 24 + 25 | M 12 | 5,9 |
| 398525045200 | SGM MVS 200-14-01 | 2 | 14 | 35 | 38 | 102 | - | 4 | 20 + 25 | M 12 | 2,6 |
| 398525046500 | SGM MVS 200-14-02 | 2 | 14 | 40 | 80 | 102 | - | 4 | 20 + 25 | M 12 | 6,0 |
| 398525047800 | SGM MVS 200-14-03 | 2 | 14 | 40 | 100 | 100 | - | 4 | 20 + 25 | M 12 | 7,4 |
| 398525042400 | SGM MPS 200-14-01B | 3 | 14 | 35 | 60 | 89 | 34 | - | 18 + 26 | M 10 | 3,6 |
| 398525050000 | SGM MVS 200-14-01B | 4 | 14 | 40 | 42 | 102 | 34 | 3 | 16 + 22 + 22 | M 10 | 3,0 |
| 398525054100 | SGM MPS 200-16-02 | 1 | 16 | 40 | 40 | 85 | - | - | 20 + 25 | M 12 | 2,5 |
| 398525053900 | SGM MPS 200-16-01 | 1 | 16 | 40 | 60 | 86 | - | - | 20 + 25 | M 12 | 3,9 |
| 398525064300 | SGM MVS 200-16-01 | 2 | 16 | 40 | 40 | 102 | - | 4 | 20 + 25 | M 12 | 3,0 |
| 398525059500 | SGM MPS 250-16-05 | 1 | 16 | 40 | 42 | 110 | - | - | 30 + 30 | M 12 | 3,6 |
| 398525061500 | SGM MPS 250-16-07 | 1 | 16 | 50 | 50 | 120 | - | - | 30 + 30 | M 12 | 6,1 |
| 398525055400 | SGM MPS 250-16-01 | 1 | 16 | 38 | 60 | 90 | - | - | 15 + 30 | M 12 | 4,1 |
| 398525056700 | SGM MPS 250-16-02 | 1 | 16 | 38 | 60 | 110 | - | - | 30 + 30 | M 12 | 5,2 |
| 398525060200 | SGM MPS 250-16-06 | 1 | 16 | 50 | 80 | 90 | - | - | 15 + 30 | M 12 | 7,1 |
| 398525057000 | SGM MPS 250-16-03 | 1 | 16 | 38 | 78 | 110 | - | - | 30 + 30 | M 12 | 6,9 |
| 398525058200 | SGM MPS 250-16-04 | 1 | 16 | 40 | 100 | 120 | - | - | 30 + 30 | M 12 | 9,6 |
| 398525065600 | SGM MVS 250-16-01 | 2 | 16 | 40 | 42 | 125 | - | 4 | 30 + 30 | M 12 | 3,1 |
| 398525067100 | SGM MVS 250-16-03 | 2 | 16 | 40 | 60 | 125 | - | 4 | 30 + 30 | M 12 | 5,7 |
| 398525066900 | SGM MVS 250-16-02 | 2 | 16 | 40 | 100 | 125 | - | 4 | 30 + 30 | M 12 | 9,6 |

Wkładki teowe
Т-образные вкладки
str. стр. 492-501



| | SCHUNK | KITAGAWA | RÖHM | SMW-AUTOBLOK | MMK / MATSUMOTO | HOWA |
|---|---|---|---|---|---|---|
| 1,5 mm x 60° | | B 04; HOB 04 | | | | HO 1 MA 4; HO 24 M 5 |
| | | AS 110; B 204; B 205; HJ 4; N 04 | KFD-HE 130; KFN 105 | | ZA 5-5 | |
| | | B 05; HOB 05 | | | | |
| | | HJ 5; N 05 | | | | |
| | | | | | | HO 27 M 4; HO 27 M 5 |
| | | | KFM 130; KFN 130-135 | | | |
| | | | KFG 160; KFM 160; KFN 160; KFE 170 | | ZA 5-6-42 | |
| | ROTA NCD 165-185; ROTA NCK 165; ROTA NC/NCF 165; HSL 165 ; ROTA NCK plus 165; ROTA NC plus 185; ROTA NCF plus 185 | AS 165; B 06; BB 06; B 106; B 160; B 206; BB 206; B 7; B 07; HJA 5-6; HO 6; HOB 6; HOH 06; HOH 106; HOH 160; HOH 206; HOS 6; N 06; N 160 | KFD-HE 170 | AL-M 165; AN-M 165; BB-M 175; BH-M 165; BH-M FC 165; HB-M 165; HFKN-M 165; PB-M/PBI-M 165 | YA 5-6-46; ZA 5-6-46 | |
| | ROTA NCD 210; ROTA NCK 210; ROTA NC/NCF 210; HSL 210 ; ROTA NCK plus 210; ROTA NC plus 215; ROTA NCF plus 215 | AS 210; B 08; B 108; B 200; B 208; BB 08; BB 208; HJA 6-8; HO 8; HOB 8; HOH 8; HOH 108; HOH 200; HOH 208; HOS 8; N 08; N 200 | KFD-HE 210 | AL-M 210; AN-M 210; BB-M 210; BH-M 210; BH-M FC 210; HB-M 210; HFKN-M 210; PB-M/PBI-M 210 | ZA 6-8-52; ZA 6-8-66 | |
| | | | KFE 215; KFG 215; KFM 215 | | | |
| | | | | | | HO 22 M 8; HO 24 M 8; HO 27 M 8; HO 37 M 8; HO 47 M 8; HO 7 MA 10; HO 15 M 10; HO 23 M 10 |
| | ROTA NCD 250; ROTA NCK 250; ROTA NC/NCF 250; HSL 250; ROTA NCK plus 250; ROTA NC plus 260; ROTA NCF plus 260 | AS 250; B 10; B 110; B 210; B 250; BB 10; BB 210; HJA 6-10; HJA 8-10; HO 10; HOB 10; HOH 10; HOH 110; HOH 210; HOH 250; HOS 10; N 10; N 250 | KFD-HE 254 | AL-M 250; AN-M 250; BB-M 250; BH-M 250; BH-M FC 250; HBM 250; HFKN-M 260; PB-M/PBI-M 250 | ZA 8-10-66; HA 8-10-66; ZA 6-10-75 | |

Wersja 1
Вариант 1

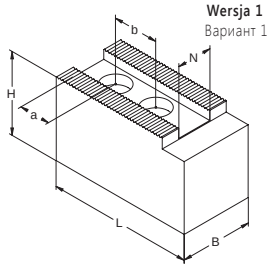


Wersja 2
Вариант 2

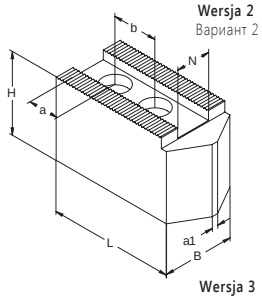


Wersja 3
Вариант 3

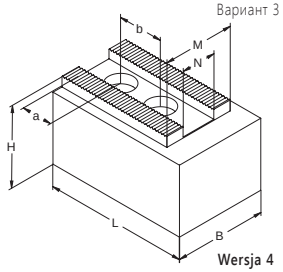


Wersja 4
Вариант 4

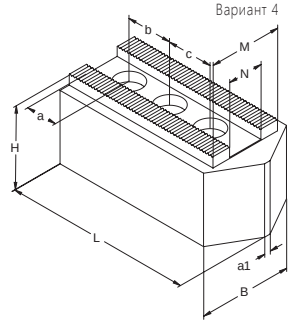


## SZCZĘKI GÓRNE MIĘKKIE
КУЛАЧКИ МЯГКИЕ НАКЛАДНЫЕ (СЫРЫЕ)

**METRYCZNA WIELKOŚĆ KĄTA ZĄBKÓW 1,5 mm x 60° LUB 3,0 mm x 60°**
МЕТРИЧЕСКОЕ ЗУБЧАТОЕ СОЕДИНЕНИЕ 1,5 мм x 60° ИЛИ 3,0 мм x 60°

STAL СТАЛЬ
60°

| | Nr produktu / Код продукта | Typ szczęk / Тип кулачков | Wersja / Вариант | N | B | H | L | M | $a_1$ | a + b | Śruby / Винты | kg / kpl. / кг / кпл. |
|---|---|---|---|---|---|---|---|---|---|---|---|---|
| 1,5 mm x 60° | 398525071700 | SGM MPS 250-18-02 | 1 | 18 | 50 | 50 | 108 | - | - | 24 + 30 | M 14 | 5,2 |
| | 398525070400 | SGM MPS 250-18-01 | 1 | 18 | 50 | 80 | 108 | - | - | 24 + 30 | M 14 | 8,4 |
| | 398525077300 | SGM MVS 250-18-01 | 2 | 18 | 50 | 50 | 120 | - | 6 | 25 + 30 | M 14 | 5,6 |
| | 398525072000 | SGM MPS 315-18-01 | 1 | 18 | 50 | 50 | 130 | - | - | 40 + 30 | M 14 | 6,5 |
| | 398525073200 | SGM MPS 315-18-02 | 1 | 18 | 50 | 80 | 130 | - | - | 40 + 30 | M 14 | 10,4 |
| | 398525074500 | SGM MPS 315-18-03 | 1 | 18 | 50 | 120 | 130 | - | - | 40 + 30 | M 14 | 15,6 |
| | 398525078600 | SGM MVS 315-18-01 | 2 | 18 | 50 | 50 | 145 | - | 10 | 30 + 30 | M 14 | 7,0 |
| | 398525079900 | SGM MVS 315-18-02 | 2 | 18 | 50 | 100 | 145 | - | 10 | 30 + 30 | M 14 | 14,2 |
| | 398525082100 | SGM MPS 250-20-01B | 3 | 20 | 50 | 80 | 90 | 44 | - | 19 + 26 | M 12 | 7,0 |
| | 398525083400 | SGM MVS 250-20-01B | 4 | 20 | 50 | 50 | 130 | 44 | 3,5 | 19 + 29,5 + 29,5 | M 12 | 5,9 |
| | 398525090800 | SGM MPS 350-21-01B | 3 | 21 | 50 | 80 | 120 | 49 | - | 28 + 28 | M 16 | 9,1 |
| | 398525085000 | SGM MPS 315-21-01 | 1 | 21 | 50 | 60 | 111 | - | - | 25 + 35 | M 16 | 6,2 |
| | 398525086200 | SGM MPS 315-21-02 | 1 | 21 | 48 | 60 | 129 | - | - | 39 + 30 | M 16 | 7,4 |
| | 398525088800 | SGM MPS 315-21-04 | 1 | 21 | 48 | 78 | 129 | - | - | 39 + 30 | M 16 | 10,0 |
| | 398525087500 | SGM MPS 315-21-03 | 1 | 21 | 50 | 100 | 140 | - | - | 30 + 30 | M 16 | 13,8 |
| | 398525092300 | SGM MVS 315-21-01 | 2 | 21 | 48 | 48 | 145 | - | 10 | 30 + 30 | M 16 | 6,9 |
| | 398525093600 | SGM MVS 315-21-02 | 2 | 21 | 50 | 100 | 145 | - | 10 | 30 + 30 | M 16 | 13,9 |
| | 398525096400 | SGM MPS 400-22-01 | 1 | 22 | 60 | 80 | 156 | - | - | 36 + 60 | M 20 | 14,2 |
| | 398525097700 | SGM MPS 400-22-02 | 1 | 22 | 60 | 78 | 165 | - | - | 37 + 43 | M 20 | 15,2 |
| | 398525098000 | SGM MPS 400-22-03 | 1 | 22 | 60 | 120 | 165 | - | - | 37 + 43 | M 20 | 22,8 |
| | 398525100200 | SGM MVS 400-22-01 | 2 | 22 | 60 | 60 | 185 | - | 10 | 37 + 43 | M 20 | 12,4 |
| 3,0 mm x 60° | 398525131000 | SGM MPS 200-14-10 | 1 | 14 | 40 | 40 | 90 | - | - | 20 + 25 | M 12 | 2,7 |
| | 398525133600 | SGM MPS 250-16-10 | 1 | 16 | 40 | 60 | 110 | - | - | 25 + 30 | M 12 | 5,1 |
| | 398525135100 | SGM MPS 315-18-10 | 1 | 18 | 50 | 80 | 130 | - | - | 40 + 30 | M 14 | 10,2 |
| | 398525137700 | SGM MPS 400-22-10 | 1 | 22 | 60 | 80 | 150 | - | - | 45 + 50 | M 20 | 13,5 |
| | 398525139200 | SGM MPS 500-25-01 | 1 | 25 | 80 | 80 | 195 | - | - | 50 + 60 | M 20 | 25,3 |
| | 398525141200 | SGM MPS 400-26-01 | 1 | 26 | 60 | 80 | 156 | - | - | 34 + 50 | M 20 | 14,0 |

Wkładki teowe
Т-образные вкладки
str. стр. 492-501



| | SCHUNK | KITAGAWA | RÖHM | SMW-AUTOBLOK | MMK / MATSUMOTO | HOWA |
|---|---|---|---|---|---|---|
| 1,5 mm x 60° | | | | | | HO 22 M 10; HO 24 M 10; HO 27 M 10; HO 37 M 10; HO 47 M 10; HO 7 MA 12; HO 15 M 12; HO 23 M 12 |
| | ROTA NC/NCF 315; HSL 315 | B 12; B 300; HJA 6-12; HJA 8-12; HLA 6-15; HLA 8-15; HO 12; HOB 12; HOH 12; HOH 300; HOS 12; N 12; N 300 | | | ZA 8-12-78 | |
| | | | KFE 280; KFG 280; KFM 280; KFN 250-280 | | | |
| | | | KFE 350; KFG 350; KFM 350; KFN 350 | | | |
| | | | | | | HO 27 M 12; HO 37 M 12; HO 47 M 12 |
| | ROTA NCD 315; ROTA NCK 315; HSL 315; ROTA NCK plus 315; ROTA NC plus 315; ROTA NCF plus 315 | B 112; B 212; BB 212; HOH 112; HOH 212 | KFD-HE 315 | AL-M 315; AN-M 315; BB-M 305-315; BH-M 315; BH-M FC 315; GH-M 400; HB-M 305-315; HFKN-M 315; PB-M/PBI-M 315; RC-M 305-315-400 | | |
| | | | KFD-HE 315 | | | |
| | | HJ 15; HJ 380; HJA 8-18; HJA 8-21; HJA 11-15; HLA 8-18; HLA 8-21 | | | | |
| | ROTA NC/NCF 400; HSL 400 | B 15; B 380; B 18; B 215; B 450; HOB 15; HOB 18; HOH 15; HOH 15-K; N15 | | | | |
| 3,0 mm x 60° | | | | | | HO 1 MA 8; HO 2 M 8 |
| | | | | | | HO 1 MA 10; HO 2 M 10 |
| | | | | | | HO 1 MA 12; HO 2 M 12 |
| | | | | | ZA 11-15-120; HA 15-18-16; ZA 8-15-120 | |
| | | B 21; B 24; HJ 18; HJ 21; HJ 24; HOB 21; HOB 24; N 21; N 24 | | | | |
| | | | | | | HO 1 MA 15; HO 1 M 18; HO 1 MA 21; HO 1 MA 24 |

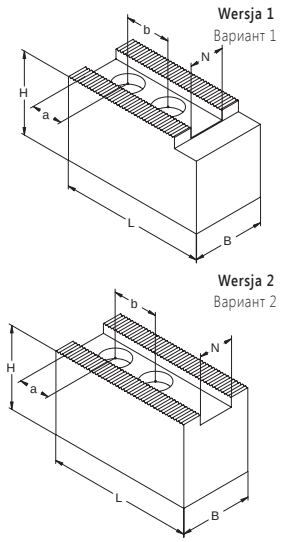


## SZCZĘKI GÓRNE MIĘKKIE
КУЛАЧКИ МЯГКИЕ НАКЛАДНЫЕ (СЫРЫЕ)

**METRYCZNA WIELKOŚĆ KĄTA ZĄBKÓW 1,5 mm x 60°**
МЕТРИЧЕСКОЕ ЗУБЧАТОЕ СОЕДИНЕНИЕ 1,5 мм x 60°

AL
60°

1,5 mm x 60°

| Nr produktu<br>Код продукта | Typ szczęk<br>Тип кулачков | Wersja<br>Вариант | N | B | H | L | a + b | Śruby<br>Винты | kg / kpl.<br>кг / кпл. |
|---|---|---|---|---|---|---|---|---|---|
| 398525276200 | SGM MPA 160-12-01 | 1 | 12 | 35 | 50 | 72 | 15 + 20 | M 10 | 0,8 |
| 398525277500 | SGM MPA 200-14-01 | 2 | 14 | 40 | 60 | 90 | 20 + 25 | M 12 | 1,4 |
| 398525279000 | SGM MPA 250-16-02 | 1 | 16 | 40 | 60 | 90 | 25 + 25 | M 12 | 1,4 |
| 398525278800 | SGM MPA 250-16-01 | 1 | 16 | 40 | 60 | 110 | 25 + 30 | M 12 | 1,8 |
| 398525281000 | SGM MPA 250-18-01 | 1 | 18 | 50 | 60 | 108 | 24 + 30 | M 14 | 3,6 |
| 398525280800 | SGM MPA 315-18-01 | 1 | 18 | 50 | 80 | 130 | 40 + 30 | M 14 | 2,2 |
| 398525282300 | SGM MPA 315-21-01 | 1 | 21 | 50 | 80 | 130 | 40 + 30 | M 16 | 3,5 |
| 398525283600 | SGM MPA 400-22-01 | 1 | 22 | 60 | 80 | 145 | 40 + 43 | M 20 | 4,5 |

Wkładki teowe
Т-образные вкладки
str. стр. 492-501



| | SCHUNK | KITAGAWA | RÖHM | SMW-AUTOBLOK | HOWA |
|---|---|---|---|---|---|
| 1,5 mm x 60° | ROTA NCK 165; HSL 165; ROTA NC/NCF 165; ROTA NCK plus 165; ROTA NCD 165-185; ROTA NC plus 185; ROTA NCF plus 185 | AS 165; B 06; BB 06; B 106; B 160; B 206; BB 206; B 7; B 07; HJA 5-6; HO 6; HOB 6; HOH 06; HOH 106; HOH 160; HOH 206; HOS 6; N 06; N 160 | KFD-HE 170 | AL-M 165; AN-M 165; BB-M 175; BH-M 165; BH-M FC 165; HB-M 165; HFKN-M 165; PB-M/PBI-M 165 | HO 7 MA 6; HO 15 M 6; HO 22 M 6; HO 24 M 6; HO 27 M 6; HO 37 M 6; HO 47 M 6 |
| | ROTA NCK 210; HSL 210; ROTA NC/NCF 210; ROTA NCK plus 210; ROTA NC plus 215; ROTA NCF plus 215 | AS 210; B 08; B 108; B 200; B 208; BB 208; BB 08; HJA 6-8; HO 8; HOB 8; HOH 8; HOH 108; HOH 200; HOH 208; HOS 8; N 08; N 200 | KFD-HE 210 | AL-M 210; AN-M 210; BB-M 210; BH-M 210; BH-M FC 210; HB-M 210; HFKN-M 210; PB-M/PBI-M 210 | HO 7 MA 8; HO 15 M 8; HO 23 M 8 |
| | | | | | HO 22 M 8; HO 24 M 8; HO 27 M 8; HO 37 M 8; HO 47 M 8; HO 7 MA 10; HO 15 M 10; HO 23 M 10 |
| | ROTA NCK 250; HSL 250; ROTA NC/NCF 250; ROTA NCK plus 250; ROTA NC plus 260; ROTA NCF plus 260 | AS 250; B 10; B 110; B 210; BB 210; B 250; BB 10; HJA 6-10; HJA 8-10; HO 10; HOB 10; HOH 10; HOH 110; HOH 210; HOH 250; HOS 10; N 10; N 250 | KFD-HE 254 | AL-M 250; AN-M 250; BB-M 250; BH-M 250; BH-M FC 250; HBM 250; HFKN-M 260; PB-M/PBI-M 250 | HO 22 M 10; HO 24 M 10; HO 27 M 10; HO 37 M 10; HO 47 M 10; HO 7 MA 12; HO 15 M 12; HO 23 M 12 |
| | | | | | HO 22 M 10; HO 24 M 10; HO 27 M 10; HO 37 M 10; HO 47 M 10; HO 7 MA 12; HO 15 M 12; HO 23 M 12 |
| | ROTA NC/NCF 315; HSL 315 | B 12; B 300; HJA 6-12; HJA 8-12; HLA 6-12; HLA 6-15; HLA 8-15; HO 12; HOB 12; HOH 12; HOH 300; HOS 12; N 12; N 300 | KFD-HE 315 | AL-M 315; AN-M 315; BB-M 305-315; BH-M 315; BH-M FC 315; HB-M 305-315; HFKN-M 315; PB-M/PBI-M 315; RC-M 305-315 | |
| | ROTA NCK 315; HSL 315; ROTA NCD 315; ROTA NCK plus 315; ROTA NC plus 315; ROTA NCF plus 315 | B 112; B 212; BB 212; HOH 112; HOH 212 | | | |
| | ROTA NC/NCF 400 | B 15; B 380; B 18; B 215; B 450; HOB 15; HOB 18; HOH 15; HOH 15-K; N15 | | | |

Wersja 1
Вариант 1

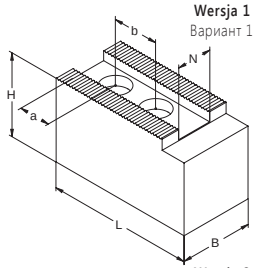


Wersja 2
Вариант 2

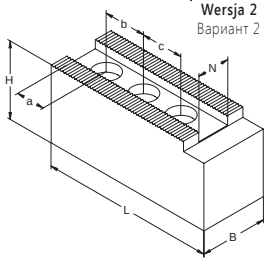


Wersja 3
Вариант 3

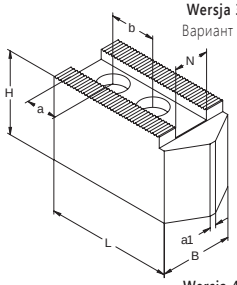


Wersja 4
Вариант 4

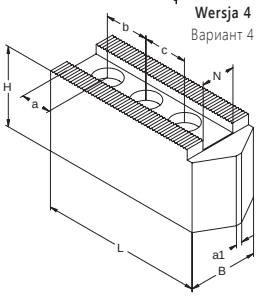


## SZCZĘKI GÓRNE MIĘKKIE
КУЛАЧКИ МЯГКИЕ НАКЛАДНЫЕ (СЫРЫЕ)

**CALOWA WIELKOŚĆ KĄTA ZĄBKÓW 1/16" x 90°**
ДЮЙМОВОЕ ЗУБЧАТОЕ СОЕДИНЕНИЕ 1/16" x 90°

STAL СТАЛЬ

90°

**1/16" x 90°**

| Nr produktu<br>Код продукта | Typ szczęk<br>Тип кулачков | Wersja<br>Вариант | N | B | H | L | $a_1$ | Śruby<br>Винты | a + b (+c) | kg / kpl.<br>кг / кпл. |
|---|---|---|---|---|---|---|---|---|---|---|
| 398525150100 | SGM CPS 110-08-01 | 1 | 8 | 20 | 40 | 50 | - | M 6 | 26,5 + 12 | 0,7 |
| 398525151400 | SGM CPS 110-08-02 | 1 | 8 | 20 | 40 | 55 | - | M 9 x 1 | 11 + 14 | 0,7 |
| 398525158300 | SGM CVS 110-10-01 | 4 | 10 | 25 | 30 | 55 | 3 | M 6 | 11 + 12 + 12 | 0,7 |
| 398525153000 | SGM CPS 110-10-01 | 2 | 10 | 22 | 47 | 53 | - | M 6 | 9 + 12 + 12 | 0,9 |
| 398525159600 | SGM CVS 110-10-02 | 4 | 10 | 32 | 32 | 62 | 3 | M 6 | 9 + 12 + 12 | 1,1 |
| 398525156800 | SGM CVS 130-10-01 | 3 | 10 | 25 | 32 | 45 | 5 | M 8 | 12 + 15 | 0,6 |
| 398525155500 | SGM CVS 140-10-01 | 3 | 10 | 30 | 45 | 70 | 4 | M 10 | 13 + 19 | 1,5 |
| 398525157000 | SGM CVS 140-10-02 | 4 | 10 | 30 | 50 | 70 | 3 | M 8 | 20 + 15 + 15 | 1,8 |
| 398525162900 | SGM CPS 130-11-01 | 1 | 11 | 30 | 40 | 55 | - | M 8 | 10 + 18 | 1,2 |
| 398525164400 | SGM CPS 130-12-01 | 1 | 12 | 30 | 38 | 55 | - | M 8 | 10 + 16 | 1,2 |
| 398525167200 | SGM CPS 130-12-02 | 1 | 12 | 32 | 32 | 60 | - | M 10 | 12 + 19 | 1,0 |
| 398525168500 | SGM CPS 160-12-01 | 1 | 12 | 30 | 38 | 55 | - | M 8 | 9 + 15 | 1,2 |
| 398525169800 | SGM CPS 160-12-02 | 1 | 12 | 30 | 55 | 55 | - | M 8 | 9 + 15 | 1,7 |
| 398525172000 | SGM CVS 160-12-01 | 3 | 12 | 35 | 40 | 72 | 3 | M 8 | 12 + 15 | 1,9 |
| 398525165700 | SGM CPS 200-12-01 | 1 | 12 | 30 | 55 | 84 | - | M 12 | 18 + 21 | 2,3 |
| 398525166000 | SGM CPS 200-12-02 | 1 | 12 | 35 | 60 | 90 | - | M 12 | 14 + 21 | 3,4 |
| 398525171800 | SGM CVS 200-12-01 | 3 | 12 | 35 | 60 | 95 | 4 | M 12 | 14 + 21 | 3,4 |
| 398525175900 | SGM CPS 160-14-01 | 1 | 14 | 35 | 60 | 68 | - | M 10 | 15 + 20 | 2,6 |
| 398525178700 | SGM CVS 160-14-01 | 3 | 14 | 35 | 38 | 80 | 4 | M 10 | 15 + 20 | 2,0 |
| 398525176100 | SGM CPS 160-14-02 | 1 | 14 | 35 | 40 | 72 | - | M 12 | 15 + 21 | 1,7 |
| 398525181000 | SGM CPS 250-16-01 | 1 | 16 | 40 | 60 | 111 | - | M 16 | 18 + 29 | 4,7 |
| 398525182200 | SGM CPS 250-16-02 | 1 | 16 | 40 | 80 | 111 | - | M 16 | 18 + 29 | 6,3 |
| 398525185000 | SGM CVS 250-16-01 | 3 | 16 | 40 | 60 | 120 | 4 | M 16 | 18 + 29 | 4,9 |
| 398525188900 | SGM CPS 160-17-01 | 1 | 17 | 60 | 60 | 70 | - | M 12 | 12 + 22 | 3,3 * |
| 398525191100 | SGM CPS 160-17-03 | 1 | 17 | 38 | 60 | 70 | - | M 12 | 15 + 22 | 3,0 |
| 398525189100 | SGM CPS 160-17-02 | 1 | 17 | 35 | 40 | 70 | - | M 12 | 15 + 22 | 1,6 |
| 398525198000 | SGM CVS 160-17-01 | 3 | 17 | 35 | 38 | 78 | 4 | M 12 | 15 + 22 | 1,8 |
| 398525193700 | SGM CPS 200-17-03 | 1 | 17 | 40 | 80 | 90 | - | M 14 | 18 + 24 | 4,9 |
| 398525194000 | SGM CPS 200-17-04 | 1 | 17 | 38 | 60 | 70 | - | M 12 | 12 + 19 | 2,9 |
| 398525192400 | SGM CPS 200-17-02 | 1 | 17 | 38 | 60 | 90 | - | M 12 | 25 + 22 | 4,1 |
| 398525190900 | SGM CPS 200-17-01 | 1 | 17 | 40 | 40 | 90 | - | M 12 | 25 + 22 | 2,7 |
| 398525199300 | SGM CVS 200-17-01 | 3 | 17 | 35 | 40 | 98 | 4 | M 12 | 15 + 22 | 2,4 |
| 398525195200 | SGM CPS 250-17-01 | 1 | 17 | 38 | 60 | 90 | - | M 12 | 12 + 19 | 4,0 |

*** 2 szczęki w zestawie** • 2 кулачки в комплекте

Wkładki teowe
Т-образные вкладки
str. стр. 492-501



| | SCHUNK | FORKARDT | RÖHM | SMW-AUTOBLOK | BERG |
|---|---|---|---|---|---|
| 1/16'' x 90° | | | | HFKS 110; HFKN-D 110 | |
| | | | | | KH 110 |
| | HSG 140; ROTA NCD 130 | | KFD 110-125; KFD 140;<br>KFD-HS 125-130-140 | | |
| | | | KFD-HS 110; KFD-HE 130-140 | | |
| | | | | | KH 140; KH 160 |
| | | | KFD-HE 140 | | |
| | ROTA TP 125; TP 125 | | | SP/STP 125 bis Bj. 98; STWP 125; HFKS 130-32 | |
| | | | LVE 125; LVE 160; KFD 130; KFH 140 | AL-D/AN-D 125; BH-D 130; HB-D 130; KDV 130; PB-D 130;<br>PBI-D 130; SP/STP 125 ab Bj. 98; BB-D 140 | KF 130 |
| | | KTHS 130-140; QLC 140; QLK 140 | | | |
| | HSG 160; ROTA NCD 160-165 | | KFD-HE 170; KFD-HS 160-175 | | |
| | | | | | KH 175; KH 200 |
| | ROTA TP 160; TP 160; ROTA NCK plus 165;<br>ROTA NC plus 185; ROTA NCF plus 185;<br>ROTA NCR 250–315 | | | AL-D/AN-D 165; BB-D 175; BH-D/BHD-FC 165;<br>GHD-FC 165; GHDN 165; HBD 165; HFKN-D 165;<br>HYDN-S 180; PB-D/PBI-D 165; SP/STP/STWP 160 | |
| | | KTHS 160-175 | | | |
| | HSG 315 | | | | KH 250; KH 315 |
| | ROTA 2B 160 | 2BLE-PS 160-200; 2BLEF 200 | | | |
| | HSL 165; ROTA NC 165; ROTA NCD 185;<br>ROTA NCF 165; ROTA NCO 165; TH/THF 165 | KGH/KGHF 160-175; KL/KS 160; KSF 175;<br>KSH/KSPS 160; KT/KTG/KTN 160;<br>KTH 160-175; NH/NHF 160-175;<br>QLC 160-175; QLK 160-175; UVE 160 | KFD 160; KFD-AF 160; KFD-HF 160;<br>KFH 160; KFH-F 160; KFH-G 160;<br>KFH-NC 160; LVE 160; SPD 160;<br>SPO 160 | HFK/HFKS 160; KDV/KDVG 160; KFMF 160; KFV 160 | HES 160; HESF 160; KF 160 |
| | | KTHS 200-250-315 | | | |
| | HSG 200 | | KFD-HS 200 | | |
| | HSL 210; ROTA NC 210; ROTA NCD 185-210;<br>ROTA NCF 210; ROTA NCO 210; ROTA TP 200;<br>TH/THF 210; TP 200; ROTA NCK plus 210-250;<br>ROTA NC plus 215; ROTA NCF plus 215 | KG/KGH/KGHF 200; KL/KLNC/KP 200;<br>KS/KSHF 200; KSF/KSH/KSPS 200;<br>KT/KTH/KTG/KTGF/KTN 200; NH/NHF 200;<br>QLC/QLK 200; QLC-KS/QLK-KS 200-250;<br>KL/KS 250 (Monforts); NHF 250-290 (Index);<br>UVE 200-250; KS 250 | KFD 200; KFD-AF 200; KFD-HE 210;<br>KFD-HF 200; KFH 200; KFH-F 200;<br>KFH-G 200; KFH-NC 200; KFL 250;<br>LVE 200; SPD 215; SPO 215 | AL-D/AN-D 210; BB-D 210; BH-D/BH-D FC 210;<br>CD 200; GHD-FC/GHDN 210; HB-D 210; HDB 220;<br>HDL 200; HDN 200-220-250S; HFK/HFKS 200;<br>HFKN-D 210; HYDN-S 210-225; KFMF 200; KFV 200;<br>LP 205; PB-D/PBI-D 210; RC-D 210; KDV/KDVG 200-250;<br>ODL/ODN 200-220; SP/STP/STWP 200 | HES 200; HESF 200; KF 200; KHFF 200 |
| | HSG 250 | | KFD-HS 250 | | |

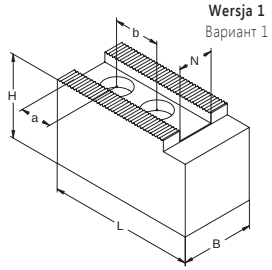


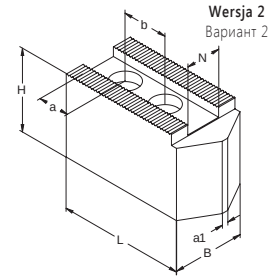


## SZCZĘKI GÓRNE MIĘKKIE
КУЛАЧКИ МЯГКИЕ НАКЛАДНЫЕ (СЫРЫЕ)

**CALOWA WIELKOŚĆ KĄTA ZĄBKÓW 1/16" x 90° LUB 3/32" x 90°**
ДЮЙМОВОЕ ЗУБЧАТОЕ СОЕДИНЕНИЕ 1/16" x 90° ИЛИ 3/32" x 90°

STAL СТАЛЬ
90°

| | Nr produktu / Код продукта | Typ szczęk / Тип кулачков | Wersja / Вариант | N | B | H | L | $a_1$ | Śruby / Винты | a + b (+c) | kg / kpl. / кг / кпл. |
|---|---|---|---|---|---|---|---|---|---|---|---|
| 1/16" x 90° | 398525202900 | SGM CPS 200-21-01 | 1 | 21 | 80 | 80 | 95 | - | M 16 | 22 + 28 | 8,1 * |
| | 398525204400 | SGM CPS 250-21-02 | 1 | 21 | 48 | 78 | 120 | - | M 16 | 30 + 28 | 9,1 |
| | 398525203100 | SGM CPS 250-21-01 | 1 | 21 | 50 | 60 | 95 | - | M 16 | 15 + 28 | 5,1 |
| | 398525208500 | SGM CVS 250-21-01 | 2 | 21 | 48 | 48 | 120 | 4 | M 16 | 20 + 28 | 5,3 |
| | 398525209800 | SGM CVS 250-21-02 | 2 | 21 | 48 | 48 | 140 | 4 | M 16 | 30 + 28 | 6,4 |
| | 398525205700 | SGM CPS 315-21-01 | 1 | 21 | 48 | 60 | 105 | - | M 16 | 15 + 25 | 5,6 |
| | 398525212000 | SGM CPS 250-25,5-01 | 1 | 25,5 | 80 | 80 | 110 | - | M 20 | 20 + 35 | 8,9 * |
| | 398525213300 | SGM CPS 315-25,5-01 | 1 | 25,5 | 80 | 80 | 125 | - | M 20 | 28 + 35 | 10,4 * |
| | 398525214600 | SGM CPS 400-25,5-01 | 1 | 25,5 | 80 | 80 | 150 | - | M 20 | 28 + 35 | 12,8 * |
| 3/32" x 90° | 398525249500 | SGM CPS 400-20-01 | 1 | 20 | 50 | 80 | 150 | - | M 20 | 31 + 38 | 10,7 |
| | 398525254300 | SGM CPS 400-25,5-12 | 1 | 25,5 | 60 | 90 | 155 | - | M 20 | 30 + 35 | 15,9 |
| | 398525251500 | SGM CPS 400-25,5-10 | 1 | 25,5 | 60 | 80 | 140 | - | M 20 | 30 + 35 | 12,5 |
| | 398525252800 | SGM CPS 400-25,5-11 | 1 | 25,5 | 60 | 100 | 155 | - | M 18 | 35 + 40 | 18,2 |
| | 398525253000 | SGM CPS 500-25,5-01 | 1 | 25,5 | 60 | 100 | 195 | - | M 18 | 37 + 40 | 23,7 |
| | 398525257100 | SGM CPS 630-30-01 | 1 | 30 | 75 | 90 | 240 | - | M 24 | 42 + 65 | 31,9 |
| | 398525258400 | SGM CPS 800-30-01 | 1 | 30 | 75 | 90 | 300 | - | M 24 | 68 + 65 | 41,0 |

*** 2 szczęki w zestawie** • 2 кулачки в комплекте

Wkładki teowe
Т-образные вкладки
str. стр. 492-501



| | SCHUNK | FORKARDT | RÖHM | SMW-AUTOBLOK | BERG |
|---|---|---|---|---|---|
| 1/16" x 90° | ROTA 2B 200 | 2BLE 200-250 (Monforts); 2BLN 200 | KFA 200 | KZF 200; KZF-ES 200; 2 CLD 200; US-2 CLD 200 | |
| | HSL 250-315; ROTA NC 250-315; ROTA NC plus 260-315; ROTA NCD 250-315; ROTA NCF 250-315; ROTA NCF plus 260-315; ROTA NCK plus 315; ROTA NCO 260-315; ROTA TP 250-315-350; ROTA NCR 500-630-800; TH/THF 250-315; TP 250-315; ROTA EP 500 | KG 250-315; KL 250; KLNC/KP 250-315; KS 315-400; KSH/KSHF 250-400; KSPS 250-300; KT/KTG/KTGF/KTN 250-315; NH/NHF 250-315; NHF 257-290; NHF 400 (Index); QLC/QLK 250-315; QLC-KS/QLK-KS 315-400; UVE 315 | KFD 250-315; KFD-AF 250-315; KFD-HE 254-315; KFD-HF 250-315; KFH 250-315; KFH-F 250-315; KFH-G 250-315; KFH-NC 250-315; KFL 315-400; LVE 250-305-315; SPD 300; SPO 300 | AL-D/AN-D 250-315; BB-D 250-315; BH-D 250-315; BH-D FC 250-400; CD 250-315; GHD-FC/GHDN 250-305-315-400; GHD 400; HB-D 250-315; HDB 300; HDL/HDN 250-315-400; HFK/HFKS 250-315; HFKN-D 260-315; HYDN-S 250-315; KDV/KDVG 315-400; KFMF 250-315; KFV 250-315; LP 250; ODL/ODN 250-315-400; PB-D/PBI-D 250-315; RCD 250-305-400; SP 250-280-315-350; STP 250-280-315 | HES 250; HESF 250; KF 250; KHFF 250; HES 315; HESF 315; KF 315; KHFF 315 |
| | HSG 315 | | KFD-HS 315 | | |
| | ROTA 2B 250 | 2BLE 250-315; 2BLN 250-315 | KFA 250-315 | KZF 250-315; KZF-ES 250-315; 2 CLD 250-315; US-2 CLD 250-315 | |
| | ROTA 2B 315 | | | | |
| | ROTA 2B 400 | | | | |
| 3/32" x 90° | | | | | KH 400; KH 500; KH 630 |
| | HSG 400-500; HSL 400; ROTA NC 400-500; ROTA NCD 400-500; ROTA NCF 400-500; ROTA NCO 400-500-630-800; TH/THF 400-500; ROTA NCR 1000 | KG 400-500; KL/KLNC 400-500; KP 400-500; KS 500-630; KSH 500; KSHF 630; KS-L 630; KSPS 400; KT/KTGF 400-630; KTG/KTN 400-500; NH/NHF 400-630; QLC/QLK 400; UVE 400-800 | KFD 400-500-630-800; KFD-HE 400; KFD-HF 400; KFD-HF 500-630; KFD-HS 400-500; KFH 400-500; KFH-F 400-500; KFH-G 400-500; KFH-NC 400-500; KFL 500-600; LVE 400-500-630-800 | AL-D/AN-D 400; BB-N 400-460-500 ab Bj. 98; BH-D 400-450; BHD-FC 500-630; GHD 500-610-640-800; HFK/HFKS 400-500; HFKN-D 400-500; ILD/IND 500-630-800; KDV/KDVG 500; KFV 400-500-630-800; RCD 500-630; BHD 630-800 | HES 400; HESF 400; KF 400; KHFF 400; HES 500; HESF 500; KF 500; HES 630; HESF 630; KF 630 |
| | ROTA EP 380; ROTA TB 400; ROTA TB-LH 400; TB 400 | | | BB 400; BB 400 ES; LP 380-460; STP 400 | |
| | ROTA EP 460; ROTA EP-LH 460; ROTA TB 500-610; ROTA TB-LH 500-610; ROTA TB-LH 630-265; TB 500 | | | BB 500; BB 500 ES; BB 630-265 ES; LP 500; STP 500 | |
| | ROTA NC 630-800; ROTA TB 630; ROTA TB 630-325 LH; TB 630 | | | BB 630; BB 630-325 ES; STP 630; BB-N 630 | |
| | ROTA TB 800-1000; ROTA TB-LH 850-1000-1200 | | KFD 1000-1200 | BB 800-1000; BB 850-1000 ES; BB-N 800-1000; STP 800 | |

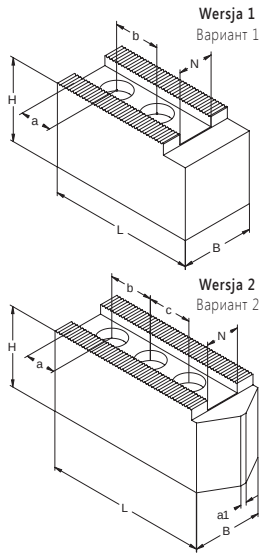


## SZCZĘKI GÓRNE MIĘKKIE
КУЛАЧКИ МЯГКИЕ НАКЛАДНЫЕ (СЫРЫЕ)

**CALOWA WIELKOŚĆ KĄTA ZĄBKÓW 1/16" x 90° LUB 3/32" x 90°**
ДЮЙМОВОЕ ЗУБЧАТОЕ СОЕДИНЕНИЕ 1/16" x 90° ИЛИ 3/32" x 90°

AL
90°

| | Nr produktu / Код продукта | Typ szczęk / Тип кулачков | Wersja / Вариант | N | B | H | L | $a_1$ | a + b (+c) | Śruby / Винты | kg / kpl. / кг / кпл. |
|---|---|---|---|---|---|---|---|---|---|---|---|
| 1/16" x 90° | 398525285100 | SGM CVA 130-10-01 | 2 | 10 | 25 | 45 | 53 | 3 | 9 + 12 + 12 | M 6 | 0,3 |
| 1/16" x 90° | 398525284900 | SGM CPA 160-10-01 | 1 | 10 | 25 | 50 | 70 | - | 13 + 19 | M 10 | 0,5 |
| 1/16" x 90° | 398525286400 | SGM CPA 130-12-01 | 1 | 12 | 30 | 38 | 55 | - | 10 + 16 | M 8 | 0,4 |
| 1/16" x 90° | 398525288000 | SGM CPA 160-12-01 | 1 | 12 | 30 | 55 | 70 | - | 9 + 15 | M 8 | 0,8 |
| 1/16" x 90° | 398525287700 | SGM CPA 200-12-01 | 1 | 12 | 30 | 60 | 84 | - | 18 + 21 | M 12 | 0,9 |
| 1/16" x 90° | 398525289200 | SGM CPA 160-14-01 | 1 | 14 | 35 | 60 | 80 | - | 15 + 20 | M 10 | 1,1 |
| 1/16" x 90° | 398525290000 | SGM CPA 250-16-01 | 1 | 16 | 40 | 60 | 111 | - | 18 + 29 | M 16 | 1,6 |
| 1/16" x 90° | 398525291200 | SGM CPA 160-17-01 | 1 | 17 | 40 | 60 | 70 | - | 15 + 22 | M 12 | 1,0 |
| 1/16" x 90° | 398525293800 | SGM CPA 200-17-02 | 1 | 17 | 40 | 60 | 90 | - | 12 + 19 | M 12 | 1,4 |
| 1/16" x 90° | 398525292500 | SGM CPA 200-17-01 | 1 | 17 | 40 | 60 | 90 | - | 25 + 22 | M 12 | 1,4 |
| 1/16" x 90° | 398525294000 | SGM CPA 250-21-01 | 1 | 21 | 50 | 80 | 120 | - | 30 + 28 | M 16 | 3,1 |
| 3/32" x 90° | 398525295300 | SGM CPA 400-25,5-01 | 1 | 25,5 | 60 | 100 | 155 | - | 30 + 35 | M 20 | 6,1 |

Wkładki teowe str. 492-501
Т-образные вкладки стр.



| | SCHUNK | FORKARDT | RÖHM | SMW-AUTOBLOK | BERG |
|---|---|---|---|---|---|
| 1/16'' x 90° | HSG 140; ROTA NCD 130 | | KFD 110-125-140; KFD-HS 125-130-140; KFD-HS 110; KFD-HE 130 | | |
| | | | | | KH 140; KH 160 |
| | | | LVE 125; LVE 160; KFD 130; KFH 140 | AL-D/AN-D 125; BH-D 130; HB-D 130; KDV 130; PB-D/PBI-D 130; SP/STP 125 ab Bj. 98; BB-D 140 | KF 130 |
| | HSG 160; ROTA NCD 160-165 | KGH/KGHF 160-175; KL/KS 160; KSF 175; KSH/KSPS 160; KT/KTG/KTN 160; KTH 160-175; NH/NHF 160-175; QLC 160-175; QLK 160-175; UVE 160 | KFD-HE 170; KFD-HS 160-175 | | |
| | | | | | KH 175; KH 200 |
| | ROTA TP 160; TP 160; ROTA NCK plus 165; ROTA NCR 250-315; ROTA NC plus 185; ROTA NCF plus 185 | | | AL-D/AN-D 165; BB-D 175; BH-D/BHD-FC 165; GHD-FC 165; GHDN 165; HB-D 165; HFKN-D 165; HYDN-S 180; PB-D/PBI-D 165; SP/STP/STWP 160 | |
| | | | | | HES 200; HESF 200; KF 200; KHFF 200 |
| | HSL 165; ROTA NC 165; ROTA NCD 185; ROTA NCF 165; TH/THF 165; ROTA NCO 165 | | KFD 160; KFD-AF 160; KFD-HF 160; KFH 160; KFH-F 160; KFH-G 160; KFH-NC 160; LVE 160; SPD 160; SPO 160 | HFK/HFKS 160; KDV/KDVG 160; KFMF 160; KFV 160 | HES 160; HESF 160; KF 160 |
| | HSG 200; HSG 250 | | KFD-HS 200-250 | | |
| | HSL 210; ROTA NC 210; ROTA NCD 185-210; ROTA NCF 210; ROTA NCO 210; ROTA TP 200; TH/THF 210; TP 200; ROTA NCK plus 210-250; ROTA NC plus 215; ROTA NCF plus 215 | KG/KGH/KGHF 200; KL/KLNC/KP 200; KS/KSHF 200-250; KSF/KSH/KSPS 200; KT/KTH/KTG/KTGF/KTN 200; NH/NHF 200; QLC/QLK 200; QLC-KS/QLK-KS 200-250; KL/KS 250 (Monforts); NHF 250-290 (Index); UVE 200-250 | KFD 200; KFD-AF 200; KFD-HE 210; KFD-HF 200; KFH 200; KFH-F 200; KFH-G 200; KFH-NC 200; KFL 250; LVE 200; SPD 215; SPO 215 | AL-D/AN-D 210; BB-D 210; BH-D/BHD-FC 210; CD 200; GHD-FC/GHDN 210; HB-D 210; HDB 220; HDN 200-220-250S; HFK/HFKS 200; HFKN-D 210; HYDN-S 210-226; KFMF 200; KFV 200; LP 205; PB-D/PBI-D 210; RCD 210; KDV/KDVG 200-250; ODL/ODN 200-220; SP/STP/STWP 200 | HES 200; HESF 200; KF 200; KHFF 200 |
| | HSL 250-315; ROTA NC 250-315; ROTA NC plus 260-315; ROTA NCD 250-315; ROTA NCF 250-315; ROTA NCF plus 260-315; ROTA NCO 260-315; ROTA TP 250-315; HSG 315; TH/THF 250-315; TP 250-315; ROTA EP 500; ROTA NCK plus 315; ROTA NCR 500-630-800 | KG 250-315; KL 250; KLNC/KP 250-315; KS 315-400; KSH/KSHF 250-400; KSPS 250-300; KT/KTG/KTGF/KTN 250-315; NH/NHF 250-315; NHF 250-290; NHF 400 (Index); QLC/QLK 250-315; QLC-KS/QLK-KS 315-400; UVE 315 | KFD 250-315; KFD-AF 250-315; KFD-HE 254-315; KFD-HF 250-315; KFD-HS 315; KFH 250-315; KFH-F 250-315; KFH-G 250-315; KFH-NC 250-315; KFL 315-400; LVE 250-305-315; SPD 300; SPO 300 | AL-D/AN-D 250-315; BB-D 250-315; BH-D 250-315; BHD-FC 250-400; CD 250-315; GHD-FC/GHDN 250-305-315-400; GHD 400; HB-D 250-315; HDB 300; HDL/HDN 250-315-400; HFK/HFKS 250-315; HFKN-D 260-315; HYDN-S 250-315; KDV/KDVG 315-400; KFMF 250-315; KFV 250-315; LP 250; ODL/ODN 250-315-400; PB-D/PBI-D 250-315; RCD 250-305-400; SP 250-280-305-350; STP 250-280-315 | HES 250; HESF 250; KF 250; KHFF 250; HES 315; HESF 315; KF 315; KHFF 315 |
| 3/32'' x 90° | HSG 400-500; HSL 400; ROTA NC 400-500-630-800; ROTA NCD 400-500; ROTA NCF 400-500; ROTA NCO 400-500; TH/THF 400-500; ROTA NCR 1000 | KG 400-500; KL/KLNC 400-500; KP 400-500; KS 500-630; KSH 500; KSHF 630; KS-L 630; KSPS 400; KT/KTGF 400-630; KTG/KTN 400-500; NH/NHF 400-630; QLC/QLK 400; UVE 400-800 | KFD 400-500-630-800; KFD-HE 400; KFD-HF 400-500-630; KFD-HS 400-500; KFH 400-500; KFH-F 400-500; KFH-G 400-500; KFH-NC 400-500; KFL 500-600; LVE 400-500-630-800 | AL-D/AN-D 400; BB-N 400-460-500 ab Bj. 98; BH-D 400-450; BHD-FC 500-630; GHD 500-610-640-800; HFK/HFKS 400-500; HFKN-D 400-500; ILD/IND 500-630-800; KDV/KDVG 500; KFV 400-500-630-800; RCD 500-630; BH-D 630-800 | HES 400; HESF 400; KF 400; KHFF 400; HES 500; HESF 500; KF 500; HES 630; HESF 630; KF 630 |

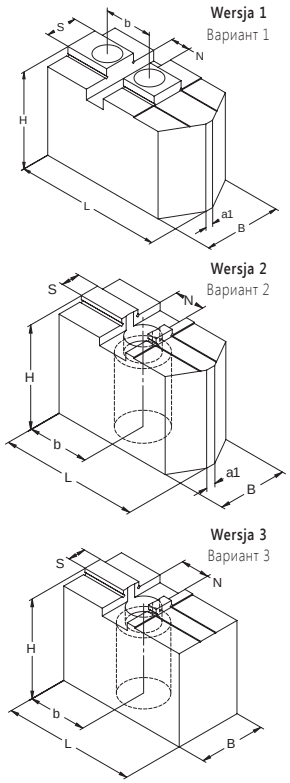


## SZCZĘKI GÓRNE MIĘKKIE
КУЛАЧКИ МЯГКИЕ НАКЛАДНЫЕ (СЫРЫЕ)

STAL СТАЛЬ

### Z WPUSTEM I ROWKIEM
С СИСТЕМОЙ ПАЗ-ШПОНКА

Ø 85 - 400 mm

| Nr produktu<br>Код продукта | Typ szczęk<br>Тип кулачков | Wersja<br>Вариант | N | S | B | H | L | $a_1$ | b | Śruby<br>Винты | kg / kpl.<br>кг / кпл. |
|---|---|---|---|---|---|---|---|---|---|---|---|
| 398525419100 | SGM Z2VS 85-01 | 2 | 8 | 8 | 22 | 30 | 40 | 3 | 11 | M 8 | 0,4 |
| 398525405900 | SGM Z1VS 110-01 | 1 | 8 | 8 | 25 | 30 | 51 | 3 | 15 | M 6 | 0,6 |
| 398525408700 | SGM Z1VS 110-20 | 1 | 8 | 8 | 22 | 47 | 55,3 | 1 | 17 | M 8 | 0,8 |
| 398525409000 | SGM Z1VS 130-01 | 1 | 8 | 10 | 25 | 30 | 60 | 3 | 22 | M 8 | 0,7 |
| 398525406100 | SGM Z1VS 110-10 | 1 | 10 | 10 | 22 | 30 | 53 | 3 | 17 | M 8 | 0,5 |
| 398525410700 | SGM Z1VS 160-01 | 1 | 10 | 16 | 40 | 60 | 76 | 4 | 25 | M 12 | 3,0 |
| 398525411000 | SGM Z1VS 200-01 | 1 | 12 | 16 | 40 | 60 | 94 | 8 | 30 | M 12 | 4,0 |
| 398525413500 | SGM Z1VS 200-21 | 1 | 12 | 16 | 40 | 60 | 94 | 8 | 30 | M 12 | 2,6 * |
| 398525422400 | SGM Z2VS 130-01 | 2 | 13 | 8 | 30 | 45 | 60 | 4 | 26,5 | M 12 | 1,4 |
| 398525421100 | SGM Z2PS 125-01 | 3 | 16 | 14 | 40 | 48 | 60 | - | 29 | M 12 | 2,3 * |
| 398525423700 | SGM Z2PS 160-01 | 3 | 18 | 18 | 60 | 60 | 76 | - | 35 | M 16 | 5,6 * |
| 398525412200 | SGM Z1VS 250-01 | 1 | 16 | 20 | 50 | 80 | 117 | 12 | 40 | M 16 | 8,2 |
| 398525414800 | SGM Z1VS 250-21 | 1 | 16 | 20 | 50 | 80 | 117 | 12 | 40 | M 16 | 5,5 * |
| 398525415000 | SGM Z1VS 315-01 | 1 | 16 | 20 | 50 | 80 | 149 | 6 | 50 | M 16 | 10,9 |
| 398525416300 | SGM Z1VS 315-21 | 1 | 16 | 20 | 50 | 80 | 149 | 6 | 50 | M 16 | 7,4 * |
| 398525417600 | SGM Z1VS 400-01 | 1 | 18 | 22 | 60 | 100 | 180 | 12 | 60 | M 16 | 21,1 |
| 398525418900 | SGM Z1VS 400-21 | 1 | 18 | 22 | 60 | 100 | 180 | 12 | 60 | M 16 | 14,7 * |

*** 2 szczęki w zestawie** • 2 кулачки в комплекте





STAHL STEEL Materiał szczęk
Материал кулачков

60° Wielkość kąta ząbków
Зубчатое соединение



| | SCHUNK | FORKARDT | RÖHM | SMW-AUTOBLOK | BERG |
|---|---|---|---|---|---|
| Ø 85 - 400 mm | | | KFD 85 | | |
| | | | KFD 110; KFD 125 | HFK 110; HFKS 110 | |
| | TH 110-25,5 | | KFD 110; KFD-HS 110 | | |
| | ROTA NCR 165 | KGH 130-30 | KFD-HS 130 | | |
| | HSG 110 | | KFD-HS 110 | | |
| | ROTA NCO 165 | KG 160; KT 160 | KFD 160; KFD-HS 160-175; KF/SK 160 | | GFK 2/157; GFK 3/157; KF 3/160; KFN 2/160 |
| | ROTA NCO 200-210 | KG 200; KT 200; KTGF 200 | KFD 200; KFD-HN 220; KFD-HS 200; KF/SK 200 | | GFK 2/187; GFK 3/187; KF 3/200; KFN 2/200 |
| | ROTA 2B 200 | | | | |
| | | KG 130; KS 130; KS/PK 130 | KFD 130-140; KF/SK 130 | | |
| | ROTA 2B 125 | 2BLE 125; 2BLN 125 | KFA 125; KFD-G 125 | CL-C 125; KZF 125; KZF-ES 125 | |
| | ROTA 2B 160 | 2BLE 160; 2BLEPK 160; 2BLN 160 | KFA 160; KFD-G 160 | CL-C 160; KZF 160; KZF-ES 160 | |
| | ROTA NCO 250-260 | KG 250; KT 250; KTG 250; KTN 250 | KFD 250; KFD-HN 280; KFD-HS 250 | | KF 3/250; KFN 2/250; GFK 2/280; GFK 3/280 |
| | ROTA 2B 250 | | | | |
| | ROTA NCO 315 | | KFD 315; KFD-HN 350 | | |
| | ROTA 2B 315 | | | | |
| | ROTA NCO 400 | | | | |
| | ROTA 2B 400 | | | | |

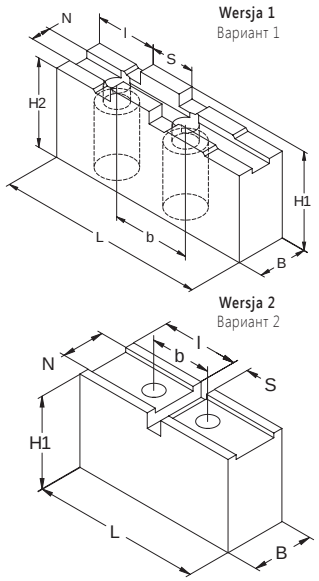


## SZCZĘKI GÓRNE MIĘKKIE
КУЛАЧКИ МЯГКИЕ НАКЛАДНЫЕ (СЫРЫЕ)

STAL СТАЛЬ

### Z WPUSTEM I ROWKIEM
С СИСТЕМОЙ ПАЗ-ШПОНКА

Ø 140 - 1000 mm

| Nr produktu / Код продукта | Typ szczęk / Тип кулачков | Wersja / Вариант | N | S | B | $H_1$ | $H_2$ | L | b | I | kg / kpl. / кг / кпл. |
|---|---|---|---|---|---|---|---|---|---|---|---|
| 398525436700 | SGM Z5PS 140-01 | 1 | 8 | 18 | 20 | 40 | 36 | 69 | 32 | 25 | 0,9 |
| 398525438200 | SGM Z5PS 160-01 F | 1 | 8 | 18 | 25 | 42 | 38 | 85 | 32 | 25 | 1,5 |
| 398525443000 | SGM Z5PS 200-01 F | 1 | 10 | 20 | 22 | 47 | 43 | 105 | 40 | 34 | 2,0 |
| 398525449700 | SGM Z5PS 250-01 F | 1 | 12 | 20 | 32 | 55 | 50 | 125 | 40 | 36 | 3,7 |
| 398525458600 | SGM Z5PS 315-01 F | 1 | 12 | 26 | 37 | 62 | 56 | 145 | 54 | 45 | 6,1 |
| 398525478000 | SGM Z6PS 125-01 | 2 | 14 | 5 | 20 | 30 | - | 55 | 20 | 25 | 0,6 |
| 398525468800 | SGM Z5PS 400-01 F | 1 | 18 | 30 | 45 | 82 | 75 | 180 | 60 | 50 | 13,6 |
| 398525475100 | SGM Z5PS 500-01 | 1 | 18 | 40 | 60 | 90 | 82 | 220 | 76 | 58 | 23,3 |
| 398525476400 | SGM Z5PS 630-01 | 1 | 24 | 40 | 65 | 118 | 110 | 260 | 82 | 70 | 39,1 |
| 398525477700 | SGM Z5PS 1000-01 | 1 | 24 | 40 | 76 | 150 | 142 | 350 | 82 | 70 | 82,5 |





Materiał szczęk
Материал кулачков

Wielkość kąta ząbków
Зубчатое соединение



| | SCHUNK | FORKARDT | RÖHM | SMW-AUTOBLOK | BERG |
|---|---|---|---|---|---|
| Ø 140 - 1000 mm | | | DURO-NC 140-168 | KNCS 140; KNCS-N 140 | |
| | ROTA-G 160; ROTA NCW 185; ROTA-S 160; ROTA-S plus 160; ROTA THW 165; ROTA NCR 200; ROTA THW plus 165-185; THW 165 | F 160; F+ 160; FNC 175; KTNC 160; KTNCV 160-175 | DURO 160; DURO-NC 160-175; DURO NCE 160; DURO-NCE 175; DURO-NCES 175 | HG 160; HG-F 160; HG-N 160; KNCS 160-175; KNCS-N 170; KNSP 160; RMG 160 | KHNC 160; KHNC 185 |
| | ROTA-G 200; ROTA NCW 225; ROTA NCWF 210; ROTA-S 200; ROTA-S plus 200; ROTA THW 210; ROTA THW plus 215; ROTA THWB 210; THW 210 R/F; ROTA THW vario 215 | F 200; F+ 200; FNC 200; KTNC 200; KTNCV 200 | DURO 200; DURO-NC 200-225; DURO-NCE 200; DURO-NCES 200 | HG 200; HG-F 210; HG-N 210; KNCS 200-210; KNCS-N 210-225; KNCS-NB 210; KNSP 200; RMG 200 | KHNC 200 |
| | ROTA-G 250-315; ROTA NCW 265-315; ROTA NCWF 250-315; ROTA-S 250; ROTA-S plus 250; ROTA THW 250-315; ROTA THW plus 260-315; ROTA THWB 265; THW 250-265-R/F; THW 315-R | F 250; F+ 250; FNC 250-315; KTNC/KTNCV 250-315; UNC 250-315 | DURO 250; DURO-NC 250; DURO-NCE 250-315; DURO-NCES 250; DURO-NCES 315 | HG 250-315; HG-F 260; HG-N 260-315; KNCS 250-315; KNCS-N 260-275-315-340; KNCS-NB 260; KNCS-NB 315; RMG 250 | KHNC 250; KHNC 315 |
| | ROTA-G 400; ROTA-S 315; ROTA-S plus 315; ROTA THW 400; ROTA THWB 315; THW 315-F; THW 400-R/F | F 315; F+ 315; FNC 400; KTNC 360-400; KTNCV 400; UNC 400 | DURO 315; DURO-NC 315; DURO-NCE 400; DURO-NCES 315; DURO-NCES 400 | HG-F 315; HG 400; HG-N 400; KNCS/KNCS-N 400; KNCS-NB 400; RMG 315 | KHNC 400 |
| | | F 125; F+ 125 | DURO 125 | RMG 125 | |
| | ROTA-G 500; ROTA-S 400-500; ROTA-S plus 400-500; ROTA THW 500-630-800; ROTA THWB 400-500; THW 500-R/F; THW 630-R | F 400-500 L; F+ 400-500 L; FNC 500-630; KTNC/KTNCV 500-630; UNC 500 | DURO 400-500; DURO-NC 400-500; DURO-NCE 500; DURO-NCES 400 | HG 500-630; HG-N 500-630; HG-F 400-500; KNCS 500-630; KNCS-N 500-630; KNCS-NB 500-630-800 | KHNC 500 |
| | | F 500 | | | |
| | ROTA-G 630; ROTA-S 630-800; ROTA-S plus 630-800 | F 630; F+ 630 | DURO 630; DURO-NC 630 | HG-F 630 | |
| | ROTA-S 1000; ROTA-S plus 1000 | | | | |

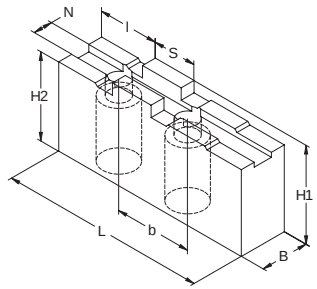


## SZCZĘKI GÓRNE MIĘKKIE
КУЛАЧКИ МЯГКИЕ НАКЛАДНЫЕ (СЫРЫЕ)

### Z WPUSTEM I ROWKIEM
С СИСТЕМОЙ ПАЗ-ШПОНКА

STAL СТАЛЬ

Ø 140 - 400 mm

| Nr produktu / Код продукта | Typ szczęk / Тип кулачков | N | S | B | $H_1$ | $H_2$ | L | b | I | kg / kpl. / кг / кпл. |
|---|---|---|---|---|---|---|---|---|---|---|
| 398525437000 | SGM Z5PS 140-02 | 8 | 18 | 30 | 45 | 41 | 63 | 32 | 19 | 1,5 |
| 398525439500 | SGM Z5PS 160-02 | 8 | 18 | 30 | 55,5 | 51,5 | 85 | 32 | 19 | 2,7 |
| 398525440200 | SGM Z5PS 160-03 | 8 | 18 | 35 | 40 | 36 | 63 | 32 | 19 | 1,6 |
| 398525441500 | SGM Z5PS 160-04 | 8 | 18 | 40 | 60 | 56 | 70 | 32 | 19 | 3,3 |
| 398525442800 | SGM Z5PS 160-05 | 8 | 18 | 40 | 80 | 76 | 85 | 32 | 19 | 5,4 |
| 398525444300 | SGM Z5PS 200-02 | 10 | 20 | 30 | 55,5 | 51,5 | 100 | 40 | 23 | 3,2 |
| 398525445600 | SGM Z5PS 200-03 | 10 | 20 | 22 | 55,5 | 51,5 | 100 | 40 | 23 | 2,2 |
| 398525446900 | SGM Z5PS 200-04 | 10 | 20 | 40 | 40 | 36 | 70 | 40 | 23 | 2,1 |
| 398525447100 | SGM Z5PS 200-05 | 10 | 20 | 40 | 60 | 56 | 85 | 40 | 23 | 4,0 |
| 398525448400 | SGM Z5PS 200-06 | 10 | 20 | 40 | 80 | 76 | 95 | 40 | 23 | 6,1 |
| 398525450400 | SGM Z5PS 250-02 | 12 | 20 | 40 | 60 | 55 | 90 | 40 | 26 | 3,9 |
| 398525451700 | SGM Z5PS 250-03 | 12 | 20 | 40 | 60 | 55 | 125 | 40 | 26 | 5,6 |
| 398525452000 | SGM Z5PS 250-04 | 12 | 20 | 40 | 80 | 75 | 125 | 40 | 26 | 7,7 |
| 398525453200 | SGM Z5PS 250-05 | 12 | 20 | 40 | 100 | 95 | 125 | 40 | 26 | 9,7 |
| 398525454500 | SGM Z5PS 250-06 | 12 | 20 | 40 | 120 | 115 | 125 | 40 | 26 | 11,7 |
| 398525455800 | SGM Z5PS 250-07 | 12 | 20 | 60 | 60 | 55 | 90 | 40 | 26 | 6,2 |
| 398525456000 | SGM Z5PS 250-08 | 12 | 20 | 80 | 60 | 55 | 90 | 40 | 26 | 8,6 |
| 398525457300 | SGM Z5PS 250-09 | 12 | 20 | 80 | 100 | 95 | 125 | 40 | 26 | 20,8 |
| 398525459900 | SGM Z5PS 315-02 | 12 | 26 | 40 | 60 | 54 | 110 | 54 | 30 | 4,9 |
| 398525460600 | SGM Z5PS 315-03 | 12 | 26 | 40 | 60 | 54 | 145 | 54 | 30 | 6,6 |
| 398525461900 | SGM Z5PS 315-04 | 12 | 26 | 40 | 100 | 94 | 145 | 54 | 30 | 11,4 |
| 398525462100 | SGM Z5PS 315-05 | 12 | 26 | 40 | 120 | 114 | 145 | 54 | 30 | 13,8 |
| 398525463400 | SGM Z5PS 315-06 | 12 | 26 | 40 | 150 | 144 | 145 | 54 | 30 | 17,5 |
| 398525464700 | SGM Z5PS 315-07 | 12 | 26 | 50 | 80 | 74 | 145 | 54 | 30 | 11,5 |
| 398525465000 | SGM Z5PS 315-08 | 12 | 26 | 60 | 60 | 54 | 110 | 54 | 30 | 7,7 |
| 398525466200 | SGM Z5PS 315-09 | 12 | 26 | 80 | 60 | 54 | 110 | 54 | 30 | 10,5 |
| 398525467500 | SGM Z5PS 315-10 | 12 | 26 | 80 | 80 | 74 | 110 | 54 | 30 | 14,4 |
| 398525469000 | SGM Z5PS 400-02 | 18 | 30 | 60 | 80 | 73 | 130 | 60 | 35 | 11,7 |
| 398525470800 | SGM Z5PS 400-03 | 18 | 30 | 60 | 100 | 93 | 155 | 60 | 35 | 18,0 |
| 398525471000 | SGM Z5PS 400-04 | 18 | 30 | 60 | 120 | 113 | 155 | 60 | 35 | 21,9 |
| 398525472300 | SGM Z5PS 400-05 | 18 | 30 | 80 | 80 | 73 | 130 | 60 | 35 | 16,2 |
| 398525473600 | SGM Z5PS 400-06 | 18 | 30 | 60 | 180 | 173 | 160 | 60 | 35 | 34,6 |
| 398525474900 | SGM Z5PS 400-07 | 18 | 30 | 96 | 115 | 108 | 115 | 60 | 35 | 25,6 |





Materiał szczęk
Материал кулачков

Wielkość kąta ząbków
Зубчатое соединение



| | SCHUNK | FORKARDT | RÖHM | SMW-AUTOBLOK | BERG |
|---|---|---|---|---|---|
| Ø 140 - 400 mm | | | DURO-NC 140-168 | KNCS 140; KNCS-N 140 | |
| | ROTA-G 160; ROTA NCW 185; ROTA-S 160; ROTA-S plus 160; ROTA THW 165; ROTA THW plus 165-185; THW 165; ROTA NCR 200 | F 160; F+ 160; FNC 175; KTNC 160; KTNCV 160-175 | DURO 160; DURO-NC 160-175; DURO-NCE 160-175; DURO-NCES 175 | HG 160; HG-F 160; HG-N 160; KNCS 160-175; KNCS-N 170; KNSP 160; RMG 160 | KHNC 160; KHNC 185 |
| | ROTA-G 200; ROTA NCW 225; ROTA NCWF 210; ROTA-S 200; ROTA-S plus 200; ROTA THW 210; ROTA THW plus 215; ROTA THWB 210; THW 210 R/F; ROTA THW vario 215 | F 200; F+ 200; FNC 200; KTNC 200; KTNCV 200 | DURO 200; DURO-NC 200-225; DURO-NCE 200; DURO-NCES 200 | HG 200; HG-F 210; HG-N 210; KNCS 200-210; KNCS-N 210-225; KNCS-NB 210; KNSP 200; RMG 200 | KHNC 200 |
| | ROTA-G 250-315; ROTA NCW 265-315; ROTA NCWF 250-315; ROTA-S 250; ROTA-S plus 250; ROTA THW 250-315; ROTA THW plus 260-315; ROTA THWB 265; THW 250-265-R/F; THW 315-R | F 250; F+ 250; FNC 250-315; KTNC/KTNCV 250-315; UNC 250-315 | DURO 250; DURO-NC 250; DURO-NCE 250-315; DURO-NCES 250; DURO-NCES 315 | HG 250-315; HG-F 260; HG-N 260-315; KNCS 250-315; KNCS-N 260-275-315-340; KNCS-NB 260; RMG 250 | KHNC 250; KHNC 315 |
| | ROTA-G 400; ROTA-S 315; ROTA-S plus 315; ROTA THW 400; ROTA THWB 315; THW 315-F; THW 400-R/F | F 315; F+ 315; FNC 400; KTNC 360-400; KTNCV 400; UNC 400 | DURO 315; DURO-NC 315; DURO-NCE 400; DURO-NCES 315; DURO-NCES 400 | HG-F 315; HG 400; HG-N 400; KNCS/KNCS-N 400; RMG 315 | KHNC 400 |
| | ROTA-G 500; ROTA-S 400-500; ROTA-S plus 400-500; ROTA THW 500-630-800; ROTA THWB 400-500; THW 500-R/F; THW 630-R | F 400-500 L; F+ 400-500 L; FNC 500-630; KTNC/KTNCV 500-630; UNC 500 | DURO 400-500; DURO-NC 400-500; DURO-NCE 500; DURO-NCES 400 | HG 500-630; HG-N 500-630; HG-F 400-500; KNCS 500-630; KNCS-N 500-630 | |

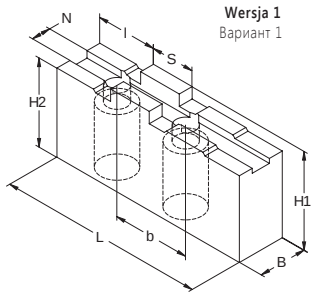


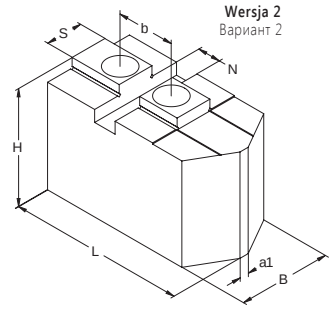


## SZCZĘKI GÓRNE MIĘKKIE
КУЛАЧКИ МЯГКИЕ НАКЛАДНЫЕ (СЫРЫЕ)

### Z WPUSTEM I ROWKIEM
С СИСТЕМОЙ ПАЗ-ШПОНКА

| Nr produktu / Код продукта | Typ szczęk / Тип кулачков | Wersja / Вариант | N | S | B | H | L | $a_1$ | b | Śruby / Винты | kg / kpl. / кг / кпл. |
|---|---|---|---|---|---|---|---|---|---|---|---|
| 398525480000 | SGM Z1VA 110-20 | 2 | 8 | 8 | 22 | 47 | 55,3 | 1 | 17 | M 8 | 0,3 |

**Ø 110 - 1000 mm**

| Nr produktu / Код продукта | Typ szczęk / Тип кулачков | Wersja / Вариант | N | S | B | $H_1$ | $H_2$ | L | b | l | kg / kpl. / кг / кпл. |
|---|---|---|---|---|---|---|---|---|---|---|---|
| 398525482500 | SGM Z5PA 160-01 | 1 | 8 | 18 | 25 | 50 | 46 | 85 | 32 | 25 | 0,7 |
| 398525483800 | SGM Z5PA 200-01 | 1 | 10 | 20 | 25 | 50 | 46 | 105 | 40 | 35 | 0,8 |
| 398525484000 | SGM Z5PA 250-01 | 1 | 12 | 20 | 40 | 60 | 55 | 125 | 40 | 35 | 1,9 |
| 398525485300 | SGM Z5PA 315-01 | 1 | 12 | 26 | 40 | 60 | 54 | 145 | 54 | 45 | 2,3 |
| 398525486600 | SGM Z5PA 400-01 | 1 | 18 | 30 | 50 | 80 | 73 | 180 | 60 | 50 | 4,7 |
| 398525487900 | SGM Z5PA 630-01 | 1 | 24 | 40 | 65 | 118 | 110 | 260 | 82 | 70 | 13,6 |
| 398525488100 | SGM Z5PA 1000-01 | 1 | 24 | 40 | 80 | 155 | 147 | 350 | 82 | 70 | 31,2 |



| | SCHUNK | FORKARDT | RÖHM | SMW-AUTOBLOK | BERG |
|---|---|---|---|---|---|
| | TH 110-25.5 | | KFD 110; KFD-HS 110 | | |

| | SCHUNK | FORKARDT | RÖHM | SMW-AUTOBLOK | BERG |
|---|---|---|---|---|---|
| Ø 110 - 1000 mm | ROTA-G 160; ROTA NCW 185; ROTA-S 160; ROTA-S plus 160; ROTA THW 165; ROTA NCR 200; ROTA THW plus 165-185; THW 165 | F 160; F+ 160; FNC 175; KTNC 160; KTNCV 160-175 | DURO 160; DURO-NC 160-175; DURO-NCE 160-175; DURO-NCES 175 | HG 160; HG-F 160; HG-N 160; KNCS 160-175; KNCS-N 170; KNSP 160; RMG 160 | KHNC 160; KHNC 185 |
| | ROTA-G 200; ROTA NCW 225; ROTA NCWF 210; ROTA-S 200; ROTA-S plus 200; ROTA THW 210; ROTA THW plus 215; ROTA THWB 210; THW 210 R/F; ROTA THW vario 215 | F 200; F+ 200; FNC 200; KTNC 200; KTNCV 200 | DURO 200; DURO-NC 200-225; DURO-NCE 200; DURO-NCES 200 | HG 200; HG-F 210; HG-N 210; KNCS 200-210; KNCS-N 210-225; KNCS-NB 210; KNSP 200; RMG 200 | KHNC 200 |
| | ROTA-G 250-315; ROTA NCW 265-315; ROTA NCWF 250-315; ROTA-S 250; ROTA-S plus 250; ROTA THW 250-315; ROTA THW plus 260-315; ROTA THWB 265; THW 250-265-R/F; THW 315-R | F 250; F+ 250; FNC 250-315; KTNC/KTNCV 250-315; UNC 250-315 | DURO 250; DURO-NC 250; DURO-NCE 250-315; DURO-NCES 250; DURO-NCES 315 | HG 250-315; HG-F 260; HG-N 260-315; KNCS 250-315; KNCS-N 260-275-315-340; KNCS-NB 260; KNCS-NB 315; RMG 250 | KHNC 250; KHNC 315 |
| | ROTA-G 400; ROTA-S 315; ROTA-S plus 315; ROTA THW 400; ROTA THWB 315; THW 315-F; THW 400-R/F | F 315; F+ 315; FNC 400; KTNC 360-400; KTNCV 400; UNC 400 | DURO 315; DURO-NC 315; DURO-NCE 400; DURO-NCES 315; DURO-NCES 400 | HG-F 315; HG 400; HG-N 400; KNCS/KNCS-N 400; KNCS-NB 400; RMG 315 | KHNC 400 |
| | ROTA-G 500; ROTA-S 400-500; ROTA-S plus 400-500; ROTA THW 500-630-800; ROTA THWB 400-500; THW 500-R/F; THW 630-R | F 400-500 L; F+ 400-500 L; FNC 500-630; KTNC/KTNCV 500-630; UNC 500 | DURO 400-500; DURO-NC 400-500; DURO-NCE 500; DURO-NCES 400 | HG 500-630; HG-N 500-630; HG-F 400-500; KNCS 500-630; KNCS-N 500-630; KNCS-NB 500-630-800 | KHNC 500 |
| | ROTA-G 630; ROTA-S 630-800; ROTA-S plus 630-800 | F 630; F+ 630 | DURO 630; DURO-NC 630 | HG-F 630 | |
| | ROTA-S 1000; ROTA-S plus 1000 | | | | |

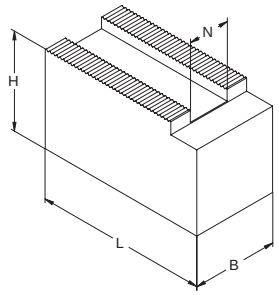


## SZCZĘKI GÓRNE MIĘKKIE BEZ OTWORÓW
КУЛАЧКИ МЯГКИЕ НЕОБРАБОТАННЫЕ НАКЛАДНЫЕ

**METRYCZNA WIELKOŚĆ KĄTA ZĄBKÓW 1,5 mm x 60°**
МЕТРИЧЕСКОЕ ЗУБЧАТОЕ СОЕДИНЕНИЕ 1,5 мм x 60°

STAL СТАЛЬ
60°

| | Nr produktu / Код продукта | Typ szczęk / Тип кулачков | N | B | H | L | kg / kpl. / кг / кпл. |
|---|---|---|---|---|---|---|---|
| 1,5 mm x 60° | **z rowkiem 10 mm** • с пазом 10 мм | | | | | | |
| | 398525102800 | SGM MPS 110-10-01R | 10 | 22 | 47 | 55 | 1,3 |
| | **z rowkiem 12 mm** • с пазом 12 мм | | | | | | |
| | 398525104300 | SGM MPS 160-12-01R | 12 | 35 | 60 | 80 | 3,8 |
| | **z rowkiem 14 mm** • с пазом 14 мм | | | | | | |
| | 398525107100 | SGM MPS 200-14-02R | 14 | 40 | 40 | 70 | 2,5 |
| | 398525108400 | SGM MPS 200-14-03R | 14 | 40 | 40 | 95 | 3,3 |
| | 398525109700 | SGM MPS 200-14-04R | 14 | 40 | 60 | 70 | 3,8 |
| | 398525110400 | SGM MPS 200-14-05R | 14 | 40 | 60 | 95 | 5,1 |
| | 398525106900 | SGM MPS 200-14-01R | 14 | 40 | 80 | 95 | 6,9 |
| | 398525111700 | SGM MPS 200-14-06R | 14 | 40 | 100 | 95 | 8,7 |
| | 398525112000 | SGM MPS 200-14-07R | 14 | 60 | 60 | 70 | 5,7 |
| | 398525113200 | SGM MPS 200-14-08R | 14 | 80 | 60 | 70 | 7,6 |
| | **z rowkiem 16 mm** • с пазом 16 мм | | | | | | |
| | 398525117300 | SGM MPS 250-16-02R | 16 | 40 | 60 | 90 | 4,8 |
| | 398525118600 | SGM MPS 250-16-03R | 16 | 40 | 60 | 110 | 5,9 |
| | 398525116000 | SGM MPS 250-16-01R | 16 | 40 | 80 | 120 | 8,7 |
| | 398525119900 | SGM MPS 250-16-04R | 16 | 40 | 100 | 110 | 10,0 |
| | 398525120600 | SGM MPS 250-16-05R | 16 | 50 | 120 | 110 | 15,2 |
| | 398525121900 | SGM MPS 250-16-06R | 16 | 60 | 60 | 95 | 7,7 |
| | 398525122100 | SGM MPS 250-16-07R | 16 | 60 | 90 | 95 | 11,7 |
| | 398525123400 | SGM MPS 250-16-08R | 16 | 80 | 60 | 95 | 10,4 |
| | **z rowkiem 21 mm** • с пазом 21 мм | | | | | | |
| | 398525125000 | SGM MPS 315-21-01R | 21 | 50 | 60 | 130 | 8,8 |
| | 398525126200 | SGM MPS 315-21-02R | 21 | 50 | 80 | 130 | 11,8 |
| | 398525127500 | SGM MPS 315-21-03R | 21 | 50 | 120 | 130 | 17,9 |
| | 398525128800 | SGM MPS 315-21-04R | 21 | 60 | 150 | 130 | 27,0 |
| | 398525129000 | SGM MPS 315-21-05R | 21 | 80 | 80 | 130 | 19,1 |



1,5 mm x 60°

| SCHUNK | KITAGAWA | RÖHM | SMW-AUTOBLOK | HOWA |
|---|---|---|---|---|
| **z rowkiem 10 mm** ▪ с пазом 10 мм | | | | |
| | | | | HO 1 MA 4; HO 24 M 5; HO 1 MA 5 |
| **z rowkiem 12 mm** ▪ с пазом 12 мм | | | | |
| ROTA NCD 165-185; ROTA NC/NCF 165; ROTA NCK 165; HSL 165; ROTA NCK plus 165; ROTA NC/NCF plus 185 | AS 165; B 06; BB 06; B 106; B 160; B 206; BB 206; B 7; B 07; HJA 5-6; HO 6; HOB 6; HOH 06; HOH 106; HOH 160; HOH 206; HOS 6; N 06; N 160 | KFD-HE 170 | AL-M 125-165; AN-M 125-165; BB-M 140-175; BH-M 130-165; BH-M FC 165; HB-M 130-165; HFKN-M 165; PB-M/PBI-M 130-165 | HO 7 MA 6; HO 15 M 6; HO 22 M 6; HO 24 M 6; HO 27 M 6; HO 37 M 6; HO 47 M 6 |
| **z rowkiem 14 mm** ▪ с пазом 14 мм | | | | |
| ROTA NCD 210; ROTA NC/NCF 210; ROTA NCK 210; HSL 210; ROTA NCK plus 210; ROTA NC plus 215; ROTA NCF plus 215 | AS 210; B 08; B 108; B 200; B 208; BB 08; BB 208; HJA 6-8; HO 8; HOB 8; HOH 8; HOH 108; HOH 200; HOH 208; HOS 8; N 08; N 200 | KFD-HE 210 | AL-M 210; AN-M 210; BB-M 210; BH-M 210; BH-M FC 210; HB-M 210; HFKN-M 210; PB-M/PBI-M 210 | HO 7 MA 8; HO 15 M 8; HO 23 M 8 |
| **z rowkiem 16 mm** ▪ с пазом 16 мм | | | | |
| ROTA NCD 250; ROTA NC/NCF 250; ROTA NCK 250; HSL 250; ROTA NCK plus 250; ROTA NC plus 260; ROTA NCF plus 260 | AS 250; B 10; B 110; B 210; B 250; BB 10; BB 210; HJA 6-10; HJA 8-10; HO 10; HOB 10; HOH 10; HOH 110; HOH 210; HOH 250; HOS 10; N 10; N 250 | KFD-HE 254 | AL-M 250; AN-M 250; BB-M 250; BH-M 250; BH-M FC 250; HBM 250; HFKN-M 260; PB-M/PBI-M 250 | HO 22 M 8; HO 24 M 8; HO 27 M 8; HO 37 M 8; HO 47 M 8; HO 7 MA 10; HO 15 M 10; HO 23 M 10 |
| **z rowkiem 21 mm** ▪ с пазом 21 мм | | | | |
| ROTA NCD 315; ROTA NCK 315; HSL 315; ROTA NCK plus 315; ROTA NC plus 315; ROTA NCF plus 315 | B 112; B 212; BB 212; HOH 112; HOH 212 | KFD-HE 315 | AL-M 315; AN-M 315; BB-M 305-315; BH-M 315; BH-M FC 315-400; GH-M 400; HB-M 305-315; HFKN-M 315; PB-M/PBI-M 315; RC-M 305-315-400 | HO 27 M 12; HO 37 M 12; HO 47 M 12 |

Wersja 1
Вариант 1

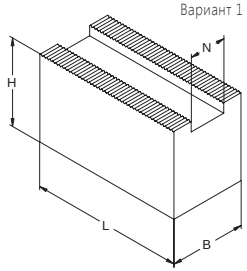


Wersja 2
Вариант 2

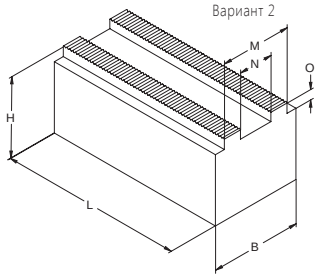


## SZCZĘKI GÓRNE MIĘKKIE BEZ OTWORÓW
КУЛАЧКИ МЯГКИЕ НЕОБРАБОТАННЫЕ НАКЛАДНЫЕ

**CALOWA WIELKOŚĆ KĄTA ZĄBKÓW 1/16" x 90° LUB 3/32" x 90°**
ДЮЙМОВОЕ ЗУБЧАТОЕ СОЕДИНЕНИЕ 1/16" x 90° ИЛИ 3/32" x 90°

STAL СТАЛЬ
90°

| | Nr produktu / Код продукта | Typ szczęk / Тип кулачков | Wersja / Вариант | M | N | O | B | H | L | kg / kpl. / кг / кпл. |
|---|---|---|---|---|---|---|---|---|---|---|
| | **z rowkiem 17 mm** • с пазом 17 мм | | | | | | | | | |
| 1/16" x 90° | 398525217400 | SGM CPS 160-17-01R | 1 | - | 17 | - | 40 | 40 | 70 | 2,5 |
| | 398525218700 | SGM CPS 160-17-02R | 1 | - | 17 | - | 40 | 40 | 90 | 3,2 |
| | 398525219000 | SGM CPS 160-17-03R | 1 | - | 17 | - | 40 | 40 | 105 | 3,7 |
| | 398525220700 | SGM CPS 160-17-04R | 1 | - | 17 | - | 40 | 60 | 70 | 3,8 |
| | 398525221000 | SGM CPS 160-17-05R | 1 | - | 17 | - | 40 | 60 | 90 | 4,8 |
| | 398525222200 | SGM CPS 160-17-06R | 1 | - | 17 | - | 40 | 60 | 105 | 5,7 |
| | 398525223500 | SGM CPS 160-17-07R | 1 | - | 17 | - | 40 | 60 | 120 | 6,5 |
| | 398525227600 | SGM CPS 160-17-11R | 1 | - | 17 | - | 40 | 80 | 90 | 6,5 |
| | 398525224800 | SGM CPS 160-17-08R | 1 | - | 17 | - | 40 | 100 | 90 | 8,2 |
| | 398525225000 | SGM CPS 160-17-09R | 1 | - | 17 | - | 40 | 120 | 90 | 9,9 |
| | 398525226300 | SGM CPS 160-17-10R | 2 | 40 | 17 | 5 | 50 | 80 | 90 | 8,2 |
| | 398525228900 | SGM CPS 160-17-12R | 2 | 40 | 17 | 5 | 60 | 60 | 70 | 5,7 |
| | 398525229100 | SGM CPS 160-17-13R | 2 | 40 | 17 | 5 | 60 | 60 | 90 | 7,3 |
| | 398525230900 | SGM CPS 160-17-14R | 2 | 40 | 17 | 5 | 80 | 60 | 90 | 9,8 |
| | **z rowkiem 21 mm** • с пазом 21 мм | | | | | | | | | |
| | 398525233700 | SGM CPS 250-21-01R | 1 | - | 21 | - | 50 | 60 | 90 | 6,1 |
| | 398525234000 | SGM CPS 250-21-02R | 1 | - | 21 | - | 50 | 60 | 105 | 7,1 |
| | 398525238000 | SGM CPS 250-21-06R | 1 | - | 21 | - | 50 | 80 | 120 | 10,9 |
| | 398525239300 | SGM CPS 250-21-07R | 1 | - | 21 | - | 50 | 80 | 150 | 13,6 |
| | 398525235200 | SGM CPS 250-21-03R | 1 | - | 21 | - | 50 | 100 | 120 | 13,7 |
| | 398525236500 | SGM CPS 250-21-04R | 1 | - | 21 | - | 50 | 120 | 120 | 16,5 |
| | 398525237800 | SGM CPS 250-21-05R | 1 | - | 21 | - | 50 | 150 | 120 | 20,7 |
| | 398525240000 | SGM CPS 250-21-08R | 2 | 50 | 21 | 5 | 60 | 60 | 90 | 7,3 |
| | 398525241300 | SGM CPS 250-21-09R | 2 | 50 | 21 | 5 | 60 | 60 | 105 | 8,5 |
| | 398525242600 | SGM CPS 250-21-10R | 2 | 50 | 21 | 5 | 60 | 80 | 90 | 9,8 |
| | 398525243900 | SGM CPS 250-21-11R | 2 | 50 | 21 | 5 | 60 | 80 | 105 | 11,5 |
| | 398525244100 | SGM CPS 250-21-12R | 2 | 50 | 21 | 5 | 60 | 80 | 120 | 13,1 |
| | 398525245400 | SGM CPS 250-21-13R | 2 | 50 | 21 | 5 | 80 | 60 | 90 | 9,8 |
| | 398525246700 | SGM CPS 250-21-14R | 2 | 50 | 21 | 5 | 80 | 80 | 120 | 17,6 |
| | **z rowkiem 25,5 mm** • с пазом 25,5 мм | | | | | | | | | |
| 3/32" x 90° | 398525261700 | SGM CPS 400-25,5-01R | 1 | - | 25.5 | - | 60 | 60 | 140 | 11,3 |
| | 398525262000 | SGM CPS 400-25,5-02R | 1 | - | 25.5 | - | 60 | 80 | 140 | 15,2 |
| | 398525263200 | SGM CPS 400-25,5-03R | 1 | - | 25.5 | - | 60 | 100 | 140 | 19,1 |
| | 398525264500 | SGM CPS 400-25,5-04R | 1 | - | 25.5 | - | 60 | 100 | 155 | 21,2 |
| | 398525265800 | SGM CPS 400-25,5-05R | 1 | - | 25.5 | - | 60 | 100 | 195 | 26,7 |
| | 398525266000 | SGM CPS 400-25,5-06R | 1 | - | 25.5 | - | 60 | 120 | 155 | 25,6 |
| | 398525267300 | SGM CPS 400-25,5-07R | 1 | - | 25.5 | - | 60 | 160 | 155 | 34,3 |
| | 398525268600 | SGM CPS 400-25,5-08R | 1 | - | 25.5 | - | 60 | 200 | 155 | 43,0 |
| | 398525269900 | SGM CPS 400-25,5-09R | 2 | 60 | 25.5 | 5 | 80 | 80 | 155 | 22,6 |
| | 398525270600 | SGM CPS 400-25,5-10R | 2 | 60 | 25.5 | 5 | 100 | 100 | 155 | 35,6 |



| | SCHUNK | FORKARDT | RÖHM | SMW-AUTOBLOK | BERG |
|---|---|---|---|---|---|
| | **z rowkiem 17 mm** • с пазом 17 мм | | | | |
| 1/16'' x 90° | HSG 200-250; HSL 165-210; ROTA 2B 160; ROTA NC 165-210; ROTA NCD 185-210; ROTA NCF 165-210. ROTA NCO 165-210; ROTA TP 200; TH/THF 165-210; TP 200; ROTA NCK plus 210-250; ROTA NC plus 215; ROTA NCF plus 215 | KGH/KGHF 160-175-200; KL/KS 160-200; KSF 175-200; KSH/KSPS 160-200; KT/KTG/KTN 160-200; KTH 160-175-200; NH/NHF 160-175-200; QLC 160-175-200; QLK 160-175-200; QLC-KS/QLK-KS 200-250; KLNC/KP 200; KS/KSHF 200-250; KTGF 200; KL/KS 250 (Monforts); NHF 250-290 (Index); UVE 160-200-250 | KFD 160-200; KFD-AF 160-200; KFD-HE 210; KFD-HF 160-200; KFD-HS 200-250; KFH 160-200; KFH-F 160-200; KFH-G 160-200; KFH-NC 160-200; LVE 160-200; SPD 160-215; SPO 160-215 | AL-D/AN-D 210; BB-D 210; BH-D/BHD-FC 210; CD 200; GHD-FC/GHDN 210; HB-D 210; HDB 220; HDN 200-220-250S; HFK/HFKS 160-200; HFKN-D 210; HYDN-S 210-226; KFMF 160-200; KFV 160-200; LP 205; PB-D/PBI-D 210; RCD 210; KDV/KDVG 160-200-250; ODL/ODN 200-220; SP/STP/STWP 200 | HES 160; HESF 160; KF 160; HES 200; HESF 200; KF 200; KHFF 200 |
| | **z rowkiem 21 mm** • с пазом 21 мм | | | | |
| | ROTA 2B 200; HSG 315; HSL 250-315; ROTA NC 250-315; ROTA NCD 250-315; ROTA NCF 250-315; ROTA NCO 260-315; ROTA TP 250-315; TH/THF 250-315; TP 250-315; ROTA NCK plus 315; ROTA NC plus 260-315; ROTA NCF plus 260-315; ROTA NCR 500-630-800 | 2BLE 200; 2 BLE 250 (Monforts); 2BLN 200; KG 250-315; KL 250; KLNC/KP 250-315; KS 315-400; KSH/KSHF 250-400; KSPS 250-300; KT/KTG/KTGF/KTN 250-315; NH/NHF 250-315; NHF 257-290; NHF 400 (Index); QLC/QLK 250-315; QLC-KS/QLK-KS 315-400; UVE 315 | KFD 250-315; KFD-AF 250-315; KFD-HE 254-315; KFD-HF 250-315; KFD-HS 315; KFH 250-315; KFH-F 250-315; KFH-G 250-315; KFH-NC 250-315; KFL 315-400; LVE 250-305-315; SPD 300; SPO 300 | AL-D/AN-D 250-315; BB-D 250-315; BH-D 250-315; BHD-FC 250-400; CD 250-315;GHD-FC/GHDN 250-305-315-400; GHD 400; HB-D 250-315; HDB 300; HDL/HDN 250-315-400; HFK/HFKS 250-315; HFKN-D 260-315; HYDN-S 250-315; KDV/KDVG 315-400; KFMF 250-315; KFV 250-315; LP 250; ODL/ODN 250-315-400; PB-D/PBI-D 250-315; RCD 250-305-400; SP 250-280-305-350; STP 250-280-315 | HES 250; HESF 250; KF 250; KHFF 250; HES 315; HESF 315; KF 315; KHFF 315 |
| | **z rowkiem 25,5 mm** • с пазом 25,5 мм | | | | |
| 3/32'' x 90° | HSG 400-500; HSL 400; ROTA NC 400-500; ROTA NCD 400-500; ROTA NCF 400-500; ROTA NCO 400-500; ROTA NCR 1000; TH/THF 400-500; ROTA EP 500; ROTA NC 630-800 | KG 400-500; KL/KLNC 400-500; KP 400-500; KS 500-630; KSH 500; KSHF 630; KS-L 630; KSPS 400; KT/KTGF 400-630; KTG/KTN 400-500; NH/NHF 400-630; QLC/QLK 400; UVE 400-800 | KFD 400-500-630-800; KFD-HE 400; KFD-HF 400-500-630; KFD-HS 400-500; KFH 400-500; KFH-F 400-500; KFH-G 400-500; KFH-NC 400-500; KFL 500-600; LVE 400-500-630-800 | AL-D/AND 400; BB-N 400-460-500 ab Bj. 98; BH-D 400-450; BHD-FC 500-630; GHD 500-610-640-800; HFK/HFKS 400-500; HFKN-D 400-500; ILD/IND 500-630-800; KDV/KDVG 500; KFV 400-500-630-800; RCD 500-630; BH-D 630-800 | HES 400; HESF 400; KF 400; KHFF 400; HES 500; HESF 500; KF 500; HES 630; HESF 630; KF 630 |

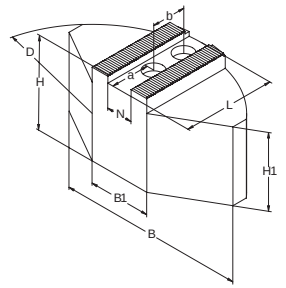


## SZCZĘKI MIĘKKIE Z PEŁNYM CHWYTEM
КУЛАЧКИ МЯГКИЕ СЕГМЕНТНЫЕ НАКЛАДНЫЕ

**METRYCZNA WIELKOŚĆ KĄTA ZĄBKÓW 1,5 mm x 60°**
МЕТРИЧЕСКОЕ ЗУБЧАТОЕ СОЕДИНЕНИЕ 1,5 мм x 60°

AL STAL СТАЛЬ 60°

**Ø 160 - 315 mm**

| Nr produktu / Код продукта | Typ szczęk / Тип кулачков | Materiał / Материал | N | B | H | L | Ø D | $B_1$ | $H_1$ | a + b | Śruby / Винты | kg / kpl. / кг / кпл. |
|---|---|---|---|---|---|---|---|---|---|---|---|---|
| 398525530100 | SGM MMS 160-12-01 | Stal / Сталь | 12 | 120 | 50 | 60 | 160 | 50 | 40 | 25 + 20 | M 10 | 5,1 |
| 398525531400 | SGM MMA 160-12-01 | Alu. / Алю. | 12 | 120 | 58 | 59,5 | 165 | 40 | 48 | 25 + 20 | M10 | 2,0 |
| 398525532700 | SGM MMS 200-14-01 | Stal / Сталь | 14 | 140 | 60 | 70 | 200 | 70 | 50 | 30 + 25 | M 12 | 9,0 |
| 398525533000 | SGM MMS 200-14-02 | Stal / Сталь | 14 | 140 | 80 | 70 | 200 | 70 | 70 | 30 + 25 | M12 | 12,3 |
| 398525534200 | SGM MMA 200-14-01 | Alu. / Алю. | 14 | 140 | 58 | 72,5 | 200 | 50 | 48 | 35 + 25 | M 12 | 2,9 |
| 398525535500 | SGM MMA 200-14-02 | Alu. / Алю. | 14 | 140 | 80 | 72,5 | 200 | 50 | 70 | 35 + 25 | M 12 | 4,2 |
| 398525536800 | SGM MMS 250-16-01 | Stal / Сталь | 16 | 180 | 60 | 80 | 250 | 100 | 45 | 30 + 30 | M 12 | 12,2 |
| 398525537000 | SGM MMS 250-16-02 | Stal / Сталь | 16 | 180 | 80 | 80 | 250 | 100 | 70 | 30 + 30 | M 12 | 18,1 |
| 398525538300 | SGM MMA 250-16-01 | Alu. / Алю. | 16 | 180 | 58 | 87,5 | 250 | 70 | 43 | 40 + 30 | M 12 | 4,3 |
| 398525539600 | SGM MMA 250-16-02 | Alu. / Алю. | 16 | 180 | 80 | 87,5 | 250 | 70 | 65 | 40 + 30 | M 12 | 6,3 |
| 398525540300 | SGM MMS 315-18-01 | Stal / Сталь | 18 | 240 | 70 | 110 | 300 | 120 | 55 | 40 + 30 | M 14 | 26,2 |
| 398525541600 | SGM MMA 315-18-01 | Alu. / Алю. | 18 | 240 | 78 | 117 | 320 | 80 | 63 | 40 + 30 | M 14 | 10,5 |
| 398525542900 | SGM MMS 315-21-01 | Stal / Сталь | 21 | 240 | 70 | 110 | 300 | 120 | 55 | 45 + 30 | M 16 | 25,9 |
| 398525543100 | SGM MMA 315-21-01 | Alu. / Алю. | 21 | 240 | 78 | 117 | 320 | 80 | 63 | 45 + 30 | M 16 | 10,4 |

Wkładki teowe
Т-образные вкладки
str. стр. 492-501



| | SCHUNK | KITAGAWA | RÖHM | SMW-AUTOBLOK | HOWA |
|---|---|---|---|---|---|
| Ø 160 - 315 mm | ROTA NCD 160-185; ROTA NCK 165; HSL 165; ROTA NC/NCF 165; ROTA NCK plus 165; ROTA NC plus 185; ROTA NCF plus 185 | AS 165; B 06; BB 06; B 106; B 160; B 206; BB 206; B7; B 07; HJA 5-6; HO 6; HOB 6; HOH 06; HOH 106; HOH 160; HOH 206; HOS 6; N 06; N 160 | KFD-HE 170 | AL-M 165; AN-M 165; BB-M 175; BH-M 165; BH-M FC 165; HB-M 165; HFKN-M 165; PB-M/PBI-M 165 | HO 7 MA 6; HO 15 M 6; HO 22 M 6; HO 24 M 6; HO 27 M 6; HO 37 M 6; HO 47 M 6 |
| | ROTA NCD 210; ROTA NCK 210; HSL 210; ROTA NC/NCF 210; ROTA NCK plus 210; ROTA NC plus 215; ROTA NCF plus 215 | AS 210; B 08; B 108; B 200; B 208; BB 08; BB 208; HJA 6-8; HO 8; HOB 8; HOH 8; HOH 108; HOH 200; HOH 208; HOS 8; N 08; N 200 | KFD-HE 210 | AL-M 210; AN-M 210; BB-M 210; BH-M 210; BH-M FC 210; HB-M 210; HFKN-M 210; PB-M/PBI-M 210 | HO 7 MA 8; HO 15 M 8; HO 23 M 8 |
| | ROTA NCD 250; ROTA NCK 250; HSL 250; ROTA NC/NCF 250; ROTA NCK plus 250; ROTA NC plus 260; ROTA NCF plus 260 | AS 250; B 10; B 110; B 210; B 250; BB 10; BB 210; HJA 6-10; HJA 8-10; HO 10; HOB 10; HOH 10; HOH 110; HOH 210; HOH 250; HOS 10; N 10; N 250 | KFD-HE 254 | AL-M 250; AN-M 250; BB-M 250; BH-M 250; BH-M FC 250; HBM 250; HFKN-M 260; PB-M/PBI-M 250 | |
| | | B 12; B 300; HJA 6-12; HJA 8-12; HLA 6-12; HLA 6-15; HLA 8-15; HO 12; HOB 12; HOH 12; HOH 300; HOS 12; N 12; N 300 | | | |
| | ROTA NCD 315; ROTA NCK 315; HSL 315; ROTA NCK plus 315; ROTA NC plus 315; ROTA NCF plus 315 | B 112; B 212; BB 212; HOH 112; HOH 212 | KFD-HE 315 | AL-M 315; AN-M 315; BB-M 305-315; BH-M 315; BH-M FC 315; HB-M 305-315; HFKN-M 315; PB-M/PBI-M 315; RC-M 305-315 | |

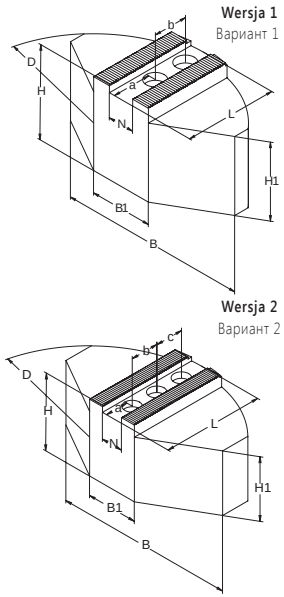


## SZCZĘKI MIĘKKIE Z PEŁNYM CHWYTEM
КУЛАЧКИ МЯГКИЕ СЕГМЕНТНЫЕ НАКЛАДНЫЕ

**CALOWA WIELKOŚĆ KĄTA ZĄBKÓW 1/16" x 90° LUB 3/32" x 90°**
ДЮЙМОВОЕ ЗУБЧАТОЕ СОЕДИНЕНИЕ 1/16" x 90° ИЛИ 3/32" x 90°

AL STAL СТАЛЬ 90°

| | Nr produktu / Код продукта | Typ szczęk / Тип кулачков | Wersja / Вариант | Materiał / Материал | N | B | H | L | Ø D | $B_1$ | $H_1$ | a + b (+c) | Śruby / Винты | kg / kpl. / кг / кпл. |
|---|---|---|---|---|---|---|---|---|---|---|---|---|---|---|
| 1/16" x 90° | 398525550500 | SGM CMS 130-10-01 | 2 | Stal / Сталь | 10 | 100 | 40 | 50 | 130 | 35 | 35 | 15 + 12 + 12 | M 6 | 2,8 |
| | 398525551800 | SGM CMA 130-10-01 | 2 | Alu. / Алю. | 10 | 100 | 48 | 50 | 130 | 35 | 43 | 15 + 12 + 12 | M 6 | 1,2 |
| | 398525553300 | SGM CMS 160-12-01 | 2 | Stal / Сталь | 12 | 120 | 60 | 60 | 160 | 40 | 50 | 20 + 15 + 15 | M 8 | 5,8 |
| | 398525555900 | SGM CMA 160-12-01 | 2 | Alu. / Алю. | 12 | 120 | 58 | 59,5 | 165 | 40 | 48 | 20 + 15 + 15 | M 8 | 1,9 |
| | 398525552000 | SGM CMS 200-12-01 | 1 | Stal / Сталь | 12 | 120 | 60 | 60 | 175 | 50 | 50 | 24 + 21 | M 12 | 6,1 |
| | 398525554600 | SGM CMA 200-12-01 | 1 | Alu. / Алю. | 12 | 120 | 58 | 59,5 | 165 | 40 | 48 | 24 + 21 | M 12 | 1,9 |
| | 398525556100 | SGM CMS 160-14-01 | 1 | Stal / Сталь | 14 | 120 | 60 | 60 | 160 | 40 | 50 | 25 + 20 | M 10 | 6,0 |
| | 398525557400 | SGM CMA 160-14-01 | 1 | Alu. / Алю. | 14 | 120 | 58 | 59,5 | 165 | 40 | 48 | 25 + 20 | M 10 | 2,0 |
| | 398525558700 | SGM CMS 250-16-01 | 1 | Stal / Сталь | 16 | 180 | 60 | 80 | 250 | 80 | 50 | 33 + 29 | M 16 | 11,9 |
| | 398525559000 | SGM CMA 250-16-01 | 1 | Alu. / Алю. | 16 | 180 | 58 | 87,5 | 250 | 70 | 48 | 43 + 29 | M 16 | 4,4 |
| | 398525560700 | SGM CMS 160-17-01 | 1 | Stal / Сталь | 17 | 120 | 60 | 60 | 160 | 40 | 50 | 25 + 22 | M 12 | 5,8 |
| | 398525565000 | SGM CMA 160-17-01 | 1 | Alu. / Алю. | 17 | 120 | 58 | 59,5 | 165 | 40 | 48 | 22 + 22 | M 12 | 1,9 |
| | 398525563500 | SGM CMS 200-17-03 | 1 | Stal / Сталь | 17 | 140 | 60 | 70 | 200 | 50 | 50 | 36 + 19 | M 12 | 8,3 |
| | 398525568900 | SGM CMA 200-17-03 | 1 | Alu. / Алю. | 17 | 140 | 58 | 72,5 | 200 | 50 | 48 | 41 + 19 | M 12 | 2,9 |
| | 398525561000 | SGM CMS 200-17-01 | 1 | Stal / Сталь | 17 | 140 | 60 | 70 | 200 | 64 | 50 | 35 + 22 | M 12 | 8,8 |
| | 398525562200 | SGM CMS 200-17-02 | 1 | Stal / Сталь | 17 | 140 | 75 | 70 | 200 | 64 | 65 | 35 + 22 | M 12 | 11,2 |
| | 398525566300 | SGM CMA 200-17-01 | 1 | Alu. / Алю. | 17 | 140 | 58 | 72,5 | 200 | 50 | 48 | 35 + 22 | M 12 | 2,9 |
| | 398525567600 | SGM CMA 200-17-02 | 1 | Alu. / Алю. | 17 | 140 | 75 | 72,5 | 200 | 50 | 65 | 35 + 22 | M 12 | 3,9 |
| | 398525564800 | SGM CMS 250-17-01 | 1 | Stal / Сталь | 17 | 180 | 60 | 80 | 250 | 104 | 45 | 45 + 22 | M 12 | 12,3 |
| | 398525569100 | SGM CMS 250-21-01 | 1 | Stal / Сталь | 21 | 180 | 70 | 80 | 250 | 104 | 55 | 30 + 28 | M 16 | 14,3 |
| | 398525570900 | SGM CMS 250-21-02 | 1 | Stal / Сталь | 21 | 180 | 100 | 80 | 250 | 104 | 85 | 30 + 28 | M 16 | 21,6 |
| | 398525572400 | SGM CMA 250-21-01 | 1 | Alu. / Алю. | 21 | 180 | 78 | 87,5 | 250 | 70 | 63 | 40 + 28 | M 16 | 5,9 |
| | 398525573700 | SGM CMA 250-21-02 | 1 | Alu. / Алю. | 21 | 180 | 100 | 87,5 | 250 | 70 | 85 | 40 + 28 | M 16 | 7,9 |
| | 398525571100 | SGM CMS 315-21-01 | 1 | Stal / Сталь | 21 | 240 | 70 | 110 | 320 | 120 | 55 | 60 + 28 | M 16 | 26,2 |
| | 398525574000 | SGM CMA 315-21-01 | 1 | Alu. / Алю. | 21 | 240 | 78 | 117 | 320 | 80 | 63 | 70 + 28 | M 16 | 10,4 |
| 3/32" x 90° | 398525575200 | SGM CMS 400-25,5-01 | 1 | Stal / Сталь | 25,5 | 330 | 85 | 155 | 440 | 150 | 55 | 85 +35 | M 20 | 53,0 |
| | 398525576500 | SGM CMA 400-25,5-01 | 1 | Alu. / Алю. | 25,5 | 330 | 98 | 160 | 440 | 150 | 68 | 85 + 35 | M 20 | 23,2 |

Wkładki teowe
Т-образные вкладки
str. стр. 492-501



| | SCHUNK | FORKARDT | RÖHM | SMW-AUTOBLOK | BERG |
|---|---|---|---|---|---|
| 1/16'' x 90° | HSG 140; ROTA NCD 130 | | KFD 140; KFD-HS 130-140 | | |
| | HSG 160; ROTA NCD 160-165 | KGH/KGHF 160-175; KL/KS 160; KSF 175; KSH/KSPS 160; KT/KTG/KTN 160;KTH 160-175; NH/NHF 160-175; QLC 160-175; QLK 160-175 | KFD-HE 170; KFD-HS 160-175 | | |
| | | | | | KH 175; KH 200 |
| | ROTA NCF plus 185; ROTA NC plus 185; ROTA TP 160; TP 160; ROTA NCK plus 165 | | | AL-D/AN-D 165; BB-D 175; BH-D/BHD-FC 165; GHD-FC 165; GHDN 165; HB-D 165; HFKN-D 165; HYDN-S 180; PB-D/PBI-D 165; SP/STP/STWP 160 | |
| | | | | | KH 250; KH 315 |
| | HSL 165; ROTA NC 165; ROTA NCD 185; ROTA NCF 165; TH/THF 165; ROTA NCO 165 | | KFD 160; KFD-AF 160; KFD-HF 160; KFH 160; KFH-F 160; KFH-G 160; KFH-NC 160; LVE 160; SPD 160; SPO 160 | HFK/HFKS 160; KDV/KDVG 160; KFMF 160; KFV 160 | HES 160; HESF 160; KF 160 |
| | HSG 200-250 | | KFD-HS 200-250 | | |
| | HSL 210; ROTA NC 210; ROTA NCD 210; ROTA NCF 210; ROTA NCO 210; ROTA TP 200; TH/THF 210; TP 200; ROTA NCK plus 210-250; ROTA NCF plus 215; ROTA NC plus 215 | KG/KGH/KGHF 200; KL/KLNC/KP 200; KS/KSHF 200; KSF/KSH/KSPS 200; KT/KTH/KTG/KTGF/KTN 200; NH/NHF 200; QLC/QLK 200; QLC-KS/QLK-KS 200; UVE 200 | KFD 200; KFD-AF 200; KFD-HE 210; KFD-HF 200; KFH 200; KFH-F 200; KFH-G 200; KFH-NC 200; KFL 250; LVE 200; SPD 215; SPO 215 | AL-D/AN-D 210; BB-D 210; BH-D/BHD-FC 210; CD 200; GHD-FC/GHDN 210; HB-D 210; HDB 220; HDN 200-220-250S; HFK/HFKS 200; HFKN-D 210; HYDN-S 210-226; KFMF 200; KFV 200; LP 205; PB-D/PBI-D 210; RCD 210; KDV/KDVG 200-250; ODL/ODN 200-220; SP/STP/STWP 200 | HES 200; HESF 200; KF 200; KHFF 200 |
| | | KL/KS 250 (Monforts); KS/KSHF 250; NHF 250-290 (Index); QLC-KS/QLK-KS 250; UVE 250 | | | |
| | HSL 250; ROTA NC 250; ROTA NCD 250; ROTA NCF 250; ROTA NCO 260; ROTA TP 250; TH/THF 250; TP 250; ROTA NCF plus 260; ROTA NC plus 260 | KG 250; KL 250; KLNC/KP 250; KSH/KSHF 250; KSPS 250; KT/KTG/KTGF/KTN 250; NH/NHF 250; NHF 257-290; QLC/QLK 250 | KFD 250; KFD-AF 250; KFD-HE 254; KFD-HF 250; KFH 250; KFH-F 250; KFH-G 250; KFH-NC 250; LVE 250 | AL-D/AN-D 250; BB-D 250; BH-D 250; BHD-FC 250; CD-RCD 250; GHD-FC/GHDN 250; HB-D 250; HDL/HDN 250; HFK/HFKS 250; HFKN-D 260; HYDN-S 250; KFMF 250; KFV 250; LP 250; ODL/ODN 250; PB-D/PBI-D 250; RC-D 250-305; SP 250; STP 250 | HES 250; HESF 250; KF 250; KHFF 250 |
| | HSL 315; ROTA NC 315; ROTA NCD 315; ROTA NCF 315; ROTA NCO 315; ROTA TP 315; TH/THF 315; TP 315; ROTA NCK plus 315; ROTA NCF plus 315; ROTA NC plus 315 | KG 315; KLNC/KP 315; KS 315-400; KSH/KSHF 315-400; KSPS 300; KT/KTG/KTGF/KTN 315; NH/NHF 315; NHF 400 (Index); QLC/QLK 315; QLC-KS/QLK-KS 315-400; UVE 315 | KFD 315; KFD-AF 315; KFD-HE 315; KFD-HF 315; KFH 315; KFH-F 315; KFH-G 315; KFH-NC 315; KFL 315-400; LVE 305-315; SPD 300; SPO 300 | AL-D/AN-D 315; BB-D 315; BH-D 315; BHD-FC 315-400; CD-RCD 315;GHD-FC/GHDN 315; HB-D 315; HDB 300; HDL/HDN 315; HFK/HFKS 315; HFKN-D 315; HYDN-S 315; KDV/KDVG 315; KFMF 315; KFV 315; ODL/ODN 315-400; PB-D/PBI-D 315; SP 350; STP 315 | HES 315; HESF 315; KF 315; KHFF 315 |
| 3/32'' x 90° | HSG 400-500; HSL 400; ROTA NC 400-500; ROTA NCD 400-500; ROTA NCF 400-500; ROTA NCO 400-500; TH/THF 400-500 | KG 400-500; KL/KLNC 400-500; KP 400-500; KS 500; KSH 500; KSPS 400; KT/KTGF 400-500; KTG/KTN 400-500; NH/NHF 400-500; QLC/QLK 400; UVE 400-500 | KFD 400-500; KFD-HE 400; KFD-HF 400-500; KFD-HS 400-500; KFH 400-500; KFH-F 400-500; KFH-G 400-500; KFH-NC 400-500; KFL 500; LVE 400-500 | AL-D/AN-D 400; BB-N 400-460-500 ab Bj. 98; BH-D 400-450; BHD-FC 500-630; GHD 500-610; HFK/HFKS 400-500; HFKN-D 400-500; IL-D/IN-D 500-630; KDV/KDVG 500; KFV 400-500-630; RCD 500-630 | HES 400; HESF 400; KF 400; KHFF 400; HES 500; HESF 500; KF 500 |

Wersja 1
Вариант 1

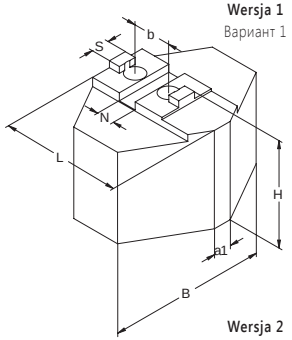


Wersja 2
Вариант 2

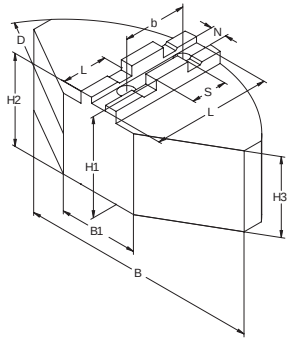


## SZCZĘKI MIĘKKIE Z PEŁNYM CHWYTEM
КУЛАЧКИ МЯГКИЕ СЕГМЕНТНЫЕ НАКЛАДНЫЕ

### Z WPUSTEM I ROWKIEM
С СИСТЕМОЙ ПАЗ-ШПОНКА

| Nr produktu / Код продукта | Typ szczęk / Тип кулачков | Wersja / Вариант | Materiał / Материал | N | S | B | H | L | $a_1$ | $B_1$ | b | Śruby / Винты | kg / kpl. / кг / кпл. |
|---|---|---|---|---|---|---|---|---|---|---|---|---|---|
| 398525505000 | SGM Z1MS 110-01 | 1 | Stal/ Сталь | 8 | 8 | 70 | 47 | 53 | - | 8 | 17 | M 8 | 2,5 |

**Ø 160 - 400 mm**

| Nr produktu / Код продукта | Typ szczęk / Тип кулачков | Wersja / Вариант | Materiał / Материал | N | S | B | H1 | H2 | L | b | Ø D | B1 | H3 | l | kg / kpl. / кг / кпл. |
|---|---|---|---|---|---|---|---|---|---|---|---|---|---|---|---|
| 398525507500 | SGM Z5MS 160-01 | 2 | Stal / Сталь | 8 | 18 | 120 | 50 | 46 | 60 | 32 | 160 | 40 | 40 | 23 | 4,8 |
| 398525508800 | SGM Z5MA 160-01 | 2 | Alu. / Алю. | 8 | 18 | 120 | 50 | 46 | 59,5 | 32 | 160 | 40 | 40 | 23 | 1,6 |
| 398525509000 | SGM Z5MS 200-01 | 2 | Stal / Сталь | 10 | 20 | 140 | 60 | 56 | 70 | 40 | 200 | 64 | 50 | 27 | 8,8 |
| 398525510800 | SGM Z5MS 200-02 | 2 | Stal / Сталь | 10 | 20 | 140 | 80 | 76 | 70 | 40 | 200 | 64 | 70 | 27 | 12,3 |
| 398525511000 | SGM Z5MA 200-01 | 2 | Alu. / Алю. | 10 | 20 | 140 | 58 | 54 | 72,5 | 40 | 200 | 50 | 48 | 32 | 2,9 |
| 398525512300 | SGM Z5MA 200-02 | 2 | Alu. / Алю. | 10 | 20 | 140 | 80 | 76 | 72,5 | 40 | 200 | 50 | 70 | 32 | 4,3 |
| 398525513600 | SGM Z5MS 250-01 | 2 | Stal / Сталь | 12 | 20 | 180 | 60 | 55 | 90 | 40 | 250 | 70 | 45 | 44 | 12,8 |
| 398525514900 | SGM Z5MS 250-02 | 2 | Stal / Сталь | 12 | 20 | 180 | 80 | 75 | 90 | 40 | 250 | 70 | 65 | 44 | 18,3 |
| 398525515100 | SGM Z5MA 250-01 | 2 | Alu. / Алю. | 12 | 20 | 180 | 57 | 52 | 87,5 | 40 | 250 | 70 | 43 | 44 | 4,1 |
| 398525516400 | SGM Z5MA 250-02 | 2 | Alu. / Алю. | 12 | 20 | 180 | 80 | 75 | 87,5 | 40 | 250 | 70 | 65 | 44 | 6,1 |
| 398525517700 | SGM Z5MS 315-01 | 2 | Stal / Сталь | 12 | 26 | 240 | 75 | 69 | 110 | 54 | 320 | 120 | 60 | 54 | 28,5 |
| 398525518000 | SGM Z5MA 315-01 | 2 | Alu. / Алю. | 12 | 26 | 240 | 75 | 69 | 117 | 54 | 320 | 80 | 60 | 54 | 9,9 |
| 398525519200 | SGM Z5MS 400-01 | 2 | Stal / Сталь | 18 | 30 | 330 | 85 | 78 | 160 | 60 | 440 | 150 | 55 | 95 | 54,7 |
| 398525520000 | SGM Z5MA 400-01 | 2 | Alu. / Алю. | 18 | 30 | 330 | 90 | 83 | 160 | 60 | 440 | 150 | 60 | 95 | 20,5 |



| | SCHUNK | FORKARDT | RÖHM | SMW-AUTOBLOK | BERG |
|---|---|---|---|---|---|
| | | | KFD 110; KFD-HS 110 | | |

| | SCHUNK | FORKARDT | RÖHM | SMW-AUTOBLOK | BERG |
|---|---|---|---|---|---|
| Ø 160 - 400 mm | ROTA-G 160; ROTA NCW 185; ROTA-S 160; ROTA-S plus 160; ROTA THW 165; ROTA THW plus 165-185; THW 165 | F 160; F+ 160; FNC 175; KTNC 160; KTNCV 160-175 | DURO 160; DURO-NC 160-175; DURO-NCE 160-175; DURO-NCES 175 | HG 160; HG-F 160; HG-N 160; KNCS 160-175; KNCS-N 170; KNSP 160; RMG 160 | KHNC 160; KHNC 185 |
| | ROTA-G 200; ROTA NCW 225; ROTA NCWF 210; ROTA-S 200; ROTA-S plus 200; ROTA THW 210; ROTA THW plus 215; ROTA THWB 210; THW 210 R/F; ROTA THW vario 215 | F 200; F+ 200; FNC 200; KTNC 200; KTNCV 200 | DURO 200; DURO-NC 200-225; DURO-NCE 200; DURO-NCES 200 | HG 200; HG-F 210; HG-N 210; KNCS 200-210; KNCS-N 210-225; KNCS-NB 210; KNSP 200; RMG 200 | KHNC 200 |
| | ROTA-G 250-315; ROTA NCW 265-315; ROTA NCWF 250-315; ROTA-S 250; ROTA-S plus 250; ROTA THW 250-315; ROTA THW plus 260-315; ROTA THWB 265; THW 250-265-R/F; THW 315-R | F 250; F+ 250; FNC 250-315; KTNC/KTNCV 250-315; UNC 250-315 | DURO 250; DURO-NC 250; DURO-NCE 250-315; DURO-NCES 250; DURO-NCES 315 | HG 250-315; HG-F 260; HG-N 260-315; KNCS 250-315; KNCS-N 260-275-315-340; KNCS-NB 260; RMG 250 | KHNC 250; KHNC 315 |
| | ROTA-G 400; ROTA-S 315; ROTA-S plus 315; ROTA THW 400; ROTA THWB 315; THW 315-F; THW 400-R/F | F 315; F+ 315; FNC 400; KTNC 360-400; KTNCV 400; UNC 400 | DURO 315; DURO-NC 315; DURO-NCE 400; DURO-NCES 315; DURO-NCES 400 | HG-F 315; HG 400; HG-N 400; KNCS/KNCS-N 400; RMG 315 | KHNC 400 |
| | ROTA-G 500; ROTA-S 400-500; ROTA-S plus 400-500; ROTA THW 500-630; ROTA THWB 400-500; THW 500-R/F; THW 630-R | F 400-500 L; F+ 400-500 L; FNC 500-630; KTNC/KTNCV 500-630; UNC 500 | DURO 400-500; DURO-NC 400-500; DURO-NCE 500; DURO-NCES 400 | HG 500-630; HG-N 500-630; HG-F 400-500; KNCS 500-630; KNCS-N 500-630 | |

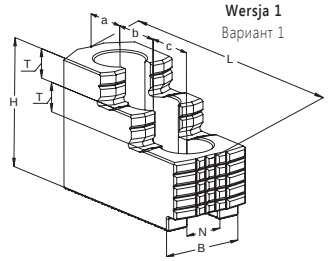


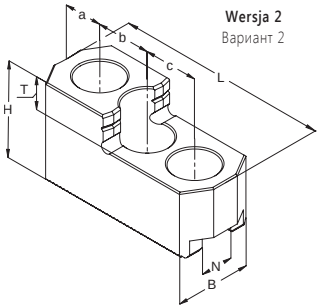


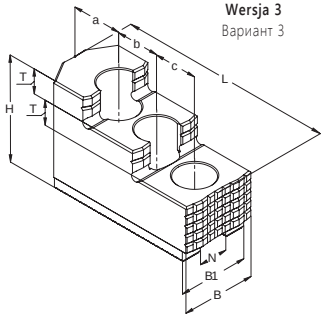


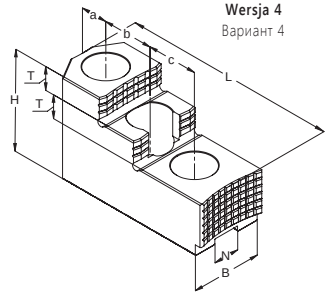


Wkładki teowe
Т-образные вкладки
str. стр. 492-501

## SZCZĘKI GÓRNE TWARDE
## КУЛАЧКИ КАЛЕНЫЕ НАКЛАДНЫЕ

**METRYCZNA WIELKOŚĆ KĄTA ZĄBKÓW 1,5 mm x 60°**
МЕТРИЧЕСКОЕ ЗУБЧАТОЕ СОЕДИНЕНИЕ 1,5 мм x 60°

STAL СТАЛЬ
60°

| | Nr produktu<br>Код продукта | Typ szczęk<br>Тип кулачков | Wersja<br>Вариант | N | B | H | L | T | a + b + c | Śruby<br>Винты | kg / kpl.<br>кг / кпл. |
|---|---|---|---|---|---|---|---|---|---|---|---|
| 1,5 mm x 60° | 398522575800 | SGT M160-11-60 | 1 | 11 | 26 | 37,5 | 62 | 10 | 17,5 + 16,5 + 16,5 | M 8 | 0,7 |
| | 398522576000 | SGT M160-12-60 | 2 | 12 | 28 | 36 | 67 | 12 | 14 + 20 + 20 | M 10 | 0,8 |
| | 398522578600 | SGT M200-14-80 | 1 | 14 | 35 | 51 | 87 | 12 | 15,5 + 25 + 25 | M 12 | 1,9 |
| | 398522577300 | SGT M200-14-15 | 3 | 14 | 36 | 52,5 | 81 | 12 | 25 + 21 + 21 | M 10 | 1,9 |
| | 398522579900 | SGT M250-16-00 | 1 | 16 | 40 | 54 | 101,5 | 13 | 25,5 + 30 + 30 | M 12 | 2,9 |
| | 398522580600 | SGT M315-20-80 | 1 | 20 | 44,5 | 54 | 96 | 12 | 30 + 26 + 26 | M 12 | 3,0 |
| | 398522581900 | SGT M315-21-26 | 1 | 21 | 50 | 62 | 128 | 14 | 22 + 30 + 30 | M 16 | 5,0 |
| | 398522582100 | SGT M400-22-50 | 4 | 22 | 60 | 86 | 143 | 20 | 23,5 + 43 + 43 | M 20 | 8,6 |



| | SCHUNK | KITAGAWA | RÖHM | SMW-AUTOBLOK | HOWA • MMK / MATSUMOTO |
|---|---|---|---|---|---|
| 1,5 mm x 60° | | | KFG 160; KFM 160; KFN 160; KFE 170 | | ZA 5-6-42 |
| | ROTA NCK 165; HSL 165; ROTA NC/NCF 165; ROTA NCD 165-185; ROTA NCK plus 165; ROTA NC plus 185; ROTA NCF plus 185 | AS 165; B 06; BB 06; B 106; B 160; B 206; BB 206; B 7; B 07; HJA 5-6; HO 6; HOB 6; HOH 06; HOH 106; HOH 160; HOH 206; HOS 6; N 06; N 160 | KFD-HE 170 | AL-M 165; AN-M 165; BB-M 175; BH-M 165; BH-M FC 165; HB-M 165; HFKN-M 165; PB-M/PBI-M 165 | HO 7 MA 6; HO 15 M 6; HO 22 M 6; HO 24 M 6; HO 27 M 6; HO 37 M 6; HO 47 M 6 YA 5-6-46; ZA 5-6-46 |
| | ROTA NCK 210; HSL 210; ROTA NCD 210; ROTA NC/NCF 210; ROTA NCK plus 210; ROTA NC plus 215; ROTA NCF plus 215 | AS 210; B 08; B 108; B 200; B 208; BB 08; BB 208; HJA 6-8; HO 8; HOB 8; HOH 8; HOH 108; HOH 200; HOH 208; HOS 8; N 08; N 200 | KFD-HE 210 | AL-M 210; AN-M 210; BB-M 210; BH-M 210; BH-M FC 210; HB-M 210; HFKN-M 210; PB-M/PBI-M 210 | HO 7 MA 8; HO 15 M 8; HO 23 M 8; ZA 6-8-52; ZA 6-8-66 |
| | | | KFE 215; KFG 215; KFM 215 | | |
| | ROTA NCK 250; HSL 250; ROTA NC/NCF/NCD 250; ROTA NCK plus 250; ROTA NC plus 260; ROTA NCF plus 260 | AS 250; B 10; B 110; B 210; B 250; BB 10; BB 210; HJA 6-10; HJA 8-10; HO 10; HOB 10; HOH 10; HOH 110; HOH 210; HOH 250; HOS 10; N 10; N 250 | KFD-HE 254 | AL-M 250; AN-M 250; BB-M 250; BH-M 250; BH-M FC 250; HBM 250; HFKN-M 260; PB-M/PBI-M 250 | ZA 8-10-66; HA 8-10-66; ZA 6-10-75 |
| | | | KFE 280; KFG 280; KFM 280; KFN 250-280 | | |
| | ROTA NCK 315; HSL 315; ROTA NCD 315; ROTA NCK plus 315; ROTA NC plus 315; ROTA NCF plus 315 | B 112; B 212; BB 212; HOH 112; HOH 212 | KFD-HE 315 | AL-M 315; AN-M 315; BB-M 305-315; BH-M 315; BH-M FC 315; HB-M 305-315; HFKN-M 315; PB-M/PBI-M 315; RC-M 305-315 | HO 27 M 12; HO 37 M 12; HO 47 M 12 |
| | ROTA NC/NCF 400 | B 15; B 380; B 18; B 215; B 450; HOB 15; HOB 18; HOH 15; HOH 15-K; N 15 | | | |

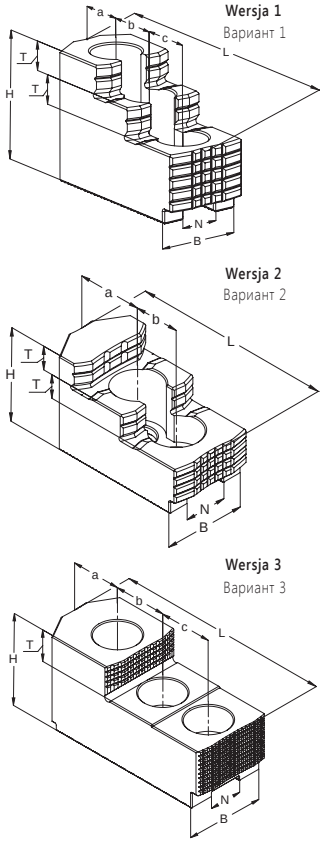


## SZCZĘKI GÓRNE TWARDE
КУЛАЧКИ КАЛЕНЫЕ НАКЛАДНЫЕ

**CALOWA WIELKOŚĆ KĄTA ZĄBKÓW 1/16" x 90° LUB 3/32" x 90°**
ДЮЙМОВОЕ ЗУБЧАТОЕ СОЕДИНЕНИЕ 1/16" x 90° ИЛИ 3/32" x 90°

STAL СТАЛЬ
90°

| | Nr produktu / Код продукта | Typ szczęk / Тип кулачков | Wersja / Вариант | N | B | H | L | T | a + b (+c ) | Śruby / Винты | kg / kpl. / кг / кпл. |
|---|---|---|---|---|---|---|---|---|---|---|---|
| 1/16" x 90° | 398522560200 | SGT C125-11-25 | 1 | 11 | 26 | 40 | 58,5 | 9 | 14,5 + 16 + 16 | M 8 | 0,7 |
| | 398522561500 | SGT C135-10-30 | 1 | 10 | 26 | 37,5 | 56 | 10 | 10 + 12 + 12 | M 6 | 0,6 |
| | 398522562800 | SGT C135-12-30 | 1 | 12 | 30 | 38 | 57 | 10 | 16 + 15 + 15 | M 8 | 0,7 |
| | 398522563000 | SGT C160-10-32 | 1 | 10 | 25 | 38 | 66,5 | 6,5 | 17 + 19 + 17 | M 10 | 0,7 |
| | 398522564300 | SGT C160-14-65 | 1 | 14 | 30 | 46 | 78 | 11 | 16 + 22 + 22 | M 10 | 1,3 |
| | 398522566900 | SGT C160-17-75 | 2 | 17 | 35 | 40 | 64,7 | 10 | 28 + 19 | M 12 | 1,0 |
| | 398522565600 | SGT C160-17-00 | 1 | 17 | 40 | 49 | 72,5 | 12 | 18 + 19 + 19 | M 12 | 1,6 |
| | 398522567100 | SGT C200-12-37 | 1 | 12 | 30 | 44 | 79 | 8 | 23 + 21 + 21 | M 12 | 1,3 |
| | 398522568400 | SGT C200-17-10 | 1 | 17 | 40 | 49 | 84 | 12 | 29 + 19 + 19 | M 12 | 2,1 |
| | 398522570400 | SGT C250-21-50 | 1 | 21 | 50 | 58 | 103,5 | 14 | 34 + 25 + 25 | M 16 | 3,5 |
| | 398522569700 | SGT C250-16-40 | 1 | 16 | 40 | 60 | 112 | 12 | 33 + 29 + 29 | M 16 | 2,8 |
| | 398522571700 | SGT C315-21-15 | 1 | 21 | 50 | 58 | 128 | 14 | 46 + 30 + 30 | M 16 | 4,7 |
| 3/32" x 90° | 398522572000 | SGT C400-25,5-00 | 1 | 25,5 | 60 | 75 | 140 | 18 | 53 + 31 + 31 | M 20 | 7,6 |
| | 398522573200 | SGT C500-25,5-00 | 3 | 25,5 | 57 | 73 | 160 | 22 | 40 + 42 + 42 | M 18 | 10,0 |
| | 398522574500 | SGT C630-30-30 | 3 | 30 | 75 | 88 | 175 | 30 | 48 + 50 + 50 | M 24 | 16,3 |

Wkładki teowe
Т-образные вкладки
str. стр. 492-501



| | SCHUNK | FORKARDT | RÖHM | SMW-AUTOBLOK | BERG |
|---|---|---|---|---|---|
| 1/16'' x 90° | ROTA TP 125; TP 125 | | | SP/STP 125 bis Bj. 98; HFKS 130-32 | |
| | HSG 140; ROTA NCD 130 | | KFD 110-125; KFD 140; KFD-HS 125-130-140 | | |
| | HSG 160; ROTA NCD 160-165 | | KFD 130; KFD-HE 170; KFD-HS 160-175; KFH 140; LVE 125; LVE 160 | AL-D/AN-D 125; BH-D 130; HB-D 130; KDV 130; PB-D/PBI-D 130; SP/STP 125 ab Bj. 98; BH-D 140 | KF 130 |
| | | | | | KH 140; KH 160 |
| | ROTA TP 160; TP 160; ROTA NCK plus 165; ROTA NC plus 185; ROTA NCF plus 185; ROTA NCR 250-315 | | | AL-D/AN-D 165; BB-D 175; BH-D/BHD-FC 165; GHD-FC 165; GHDN 165; HB-D 165; HFKN-D 165; HYDN-S 180; PBD/PBI-D 165; SP/STP/STWP 160 | |
| | HSL 165; ROTA NC 165; ROTA NCD 185; ROTA NCF 165; TH/THF 165; ROTA NCO 165 | KGH/KGHF 160-175; KL/KS 160; KSF 175; KSH/KSPS 160; KT/KTG/KTN 160; KTH 160-175; NH/NHF 160-175; QLC 160-175; QLK 160-175; UVE 160 | KFD 160; KFD-AF 160; KFD-HF 160; KFD-HS 200; KFH 160; KFH-F 160; KFH-G 160; KFH-NC 160; LVE 160; SPD 160; SPO 160 | HFK/HFKS 160; KDV/KDVG 160; KFMF 160; KFV 160 | HES 160; HESF 160; KF 160 |
| | | | | | KH 175; KH 200 |
| | HSG 200; HSL 210; ROTA NC 210; TP 200; ROTA NCD 210; ROTA NCF 210; TH/THF 210; ROTA NCO 210; ROTA TP 200; ROTA NCK plus 210-250; ROTA NC plus 215; ROTA NCF plus 215 | KG/KGH/KGHF 200; KL/KLNC/KP 200; KS/KSHF 200-250; KSF/KSH/KSPS 200; KT/KTH/KTG/KTGF/KTN 200; NH/NHF 200; QLC/QLK 200; QLC-KS/QLK-KS 200-250; KL/KS 250 (Monforts); NHF 250-290 (Index); UVE 200-250 | KFD 200; KFD-AF 200; KFD-HE 210; KFD-HF 200; KFD-HS 200; KFD-HS 250; KFH 200; KFH-F 200; KFH-G 200; KFH-NC 200; KFL 250; LVE 200; SPD 215; SPO 215 | AL-D/AN-D 210; BB-D 210; BHD/BHD-FC 210; CD 200; GHD-FC/GHDN 210; HB-D 210; HDB 220; HDN 200-220-250S; HFK/HFKS 200; HFKN-D 210; HYDN-S 210-226; KFMF 200; KFV 200; LP 205; PB-D/PBI-D 210; RCD 210; KDV/KDVG 200-250; ODL/ODN 200-220; SP/STP/STWP 200 | HES 200; HESF 200; KF 200; KHFF 200 |
| | HSG 315; HSL 250; ROTA NC 250; ROTA NCD 250; ROTA NCF 250; ROTA NC plus 260; ROTA NCF plus 260; ROTA NCO 260; ROTA TP 250; TH/THF 250; TP 250 | KG 250; KL 250; KLNC/KP 250; KSH/KSHF 250; KSPS 250-300; KT/KTG/KTGF/KTN 250; NH/NHF 250; NHF 257-290; QLC/QLK 250 | KFD 250; KFD-AF 250; KFD-HE 254; KFD-HF 250; KFD-HS 315; KFH 250; KFH-F 250; KFH-G 250; KFH-NC 250; LVE 250-305 | AL-D/AN-D 250; BB-D 250; BH-D 250; BH-D-FC 250; CD 250; GHD-FC/GHDN 250; HB-D 250; HDL/HDN 250; HFK/HFKS 250; HFKN-D 260; HYDN-S 250; KFMF 250; KFV 250; LP 250; ODL/ODN 250; PB-D/PBI-D 250; RCD 250-305; SP 250; STP 250 | HES 250; HESF 250; KF 250; KHFF 250 |
| | | | | | KH 250; KH 315 |
| | HSL 315; ROTA NC 315; ROTA NCD 315; ROTA NCF 315; ROTA NCO 315; ROTA TP 315; ROTA NC plus 315; ROTA NCF plus 315; TH/THF 315; TP 315; ROTA NCK plus 315; ROTA EP 500 | KG 315; KLNC/KP 315; KS 315-400; KSH/KSHF 315-400; KSPS 300; KT/KTG 315; KTGF/KTN 315; NH/NHF 315; NHF 400 (Index); QLC/QLK 315; QLC-KS/QLK-KS 315-400; UVE 315 | KFD 315; KFD-AF 315; KFD-HE 315; KFD-HF 315; KFH 315; KFH-F 315; KFH-G 315; KFH-NC 315; KFL 315-400; LVE 315; SPD 300; SPO 300; KFD-HS 315 | AL-D/AN-D 315; BB-D 315; BH-D 315; BH-D FC 315; CD/RCD 315; GHD-FC/GHDN 315; HB-D 315; HDB 300; HDL/HDN 315; HFK/HFKS 315; HFKN-D 315; HYDN-S 315; KDV/KDVG 315; KFMF 315; KFV 315; ODL/ODN 315-400; PB-D/PBI-D 315; SP 350; STP 315 | HES 315; HESF 315; KF 315; KHFF 315 |
| 3/32'' x 90° | HSG 400-500; HSL 400; ROTA NC 400-500; ROTA NCD 400-500; ROTA NCF 400-500; ROTA NCO 400-500; TH/THF 400-500 | KG 400-500; KL/KLNC 400-500; KP 400-500; KS 500-630; KSH 500; KSHF 630; KS-L 630; KSPS 400; KT/KTGF 400-630; KTG/KTN 400-500; NH/NHF 400-630; QLC/QLK 400; UVE 400-800 | KFD 400-500-630-800; KFD-HE 400; KFD-HF 400-500-630; KFD-HS 400-500; KFH 400-500; KFH-F 400-500; KFH-G 400-500; KFH-NC 400-500; KFL 500-600; LVE 400-500-630-800 | AL-D/AN-D 400; BB-N 400-460-500 ab Bj. 98; BH-D 400-450; BHD-FC 500-630; GHD 500-610-640-800; HFK/HFKS 400-500; HFKN-D 400-500; IL-D/IN-D 500-630-800; KDV/KDVG 500; KFV 400-500-630-800; RCD 500-630; BH-D 630-800 | HES 400; HESF 400; KF 400; KHFF 400; HES 500; HESF 500; KF 500; HES 630; HESF 630; KF 630 |
| | ROTA EP 380-460; ROTA TB 400-500-610; ROTA TB-LH 630-265; TB 400-500; ROTA TB-LH 400-500-610 | | | BB 400-500; BB 400-500 ES; BB 630-265 ES; LP 380-460-500; STP 400-500 | |
| | ROTA NC 630; ROTA TB 630-265; ROTA TB-LH 630-325; TB 630 | | | | |

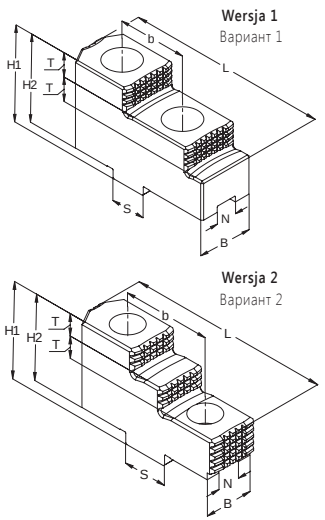


## SZCZĘKI GÓRNE TWARDE
КУЛАЧКИ КАЛЕНЫЕ НАКЛАДНЫЕ

STAL СТАЛЬ

### Z WPUSTEM I ROWKIEM
С СИСТЕМОЙ ПАЗ-ШПОНКА

Ø 160 - 400 mm

| Nr produktu / Код продукта | Typ szczęk / Тип кулачков | Wersja / Вариант | N | S | B | H1 | H2 | L | T | b | kg / kpl. / кг / кпл. |
|---|---|---|---|---|---|---|---|---|---|---|---|
| 398531080000 | SGT 160 F | 2 | 8 | 18 | 20 | 37 | 32,5 | 63 | 7,5 | 32 | 0,6 |
| 398531086700 | SGT 200 F | 2 | 10 | 20 | 22 | 43 | 38 | 72 | 10 | 40 | 0,8 |
| 398531087000 | SGT 250 F | 1 | 12 | 20 | 32 | 55 | 50 | 90 | 14 | 40 | 2,1 |
| 398531088200 | SGT 315 F | 1 | 12 | 26 | 36 | 62 | 56 | 104 | 15 | 54 | 3,3 |
| 398531089500 | SGT 400 F | 1 | 18 | 30 | 45 | 82 | 75 | 130 | 20 | 60 | 6,7 |





STAHL STEEL Materiał szczęk
Материал кулачков

60° Wielkość kąta ząbków
Зубчатое соединение



| | SCHUNK | FORKARDT | RÖHM | SMW-AUTOBLOK | BERG |
|---|---|---|---|---|---|
| Ø 160 - 400 mm | ROTA-G 160; ROTA NCW 185; ROTA-S 160; ROTA-S plus 160; ROTA THW 165; ROTA THW plus 165-185; THW 165 | F 160; F+ 160; FNC 175; KTNC 160; KTNCV 160-175 | DURO 160; DURO-NC 140-160-175; DURO-NCE 160-175; DURO-NCES 175 | HG 160; HG-F 160; HG-N 160; KNCS 160-175; KNCS-N 170; KNSP 160; RMG 160 | KHNC 160; KHNC 185 |
| | ROTA-G 200; ROTA NCW 225; ROTA NCWF 210; ROTA-S 200; ROTA-S plus 200; ROTA THW 210; ROTA THW plus 215; ROTA THWB 210; THW 210 R/F; ROTA THW vario 215 | F 200; F+ 200; FNC 200; KTNC 200; KTNCV 200 | DURO 200; DURO-NC 200-225; DURO-NCE 200; DURO-NCES 200 | HG 200; HG-F 210; HG-N 210; KNCS 200-210; KNCS-N 210-225; KNCS-NB 210; KNSP 200; RMG 200 | KHNC 200 |
| | ROTA-G 250-315; ROTA NCW 265-315; ROTA NCWF 250-315; ROTA-S 250; ROTA-S plus 250; ROTA THW 250-315; ROTA THW plus 260-315; ROTA THWB 265; THW 250-265-R/F; THW 315-R | F 250; F+ 250; FNC 250-315; KTNC/KTNCV 250-315; UNC 250-315 | DURO 250; DURO-NC 250; DURO-NCE 250-315; DURO-NCES 250; DURO-NCES 315 | HG 250-315; HG-F 260; HG-N 260-315; KNCS 250-315; KNCS-N 260-275-315-340; KNCS-NB 260; KNCS-NB 315; RMG 250 | KHNC 250; KHNC 315 |
| | ROTA-G 400; ROTA-S 315; ROTA-S plus 315; ROTA THW 400; ROTA THWB 315; THW 315-F; THW 400-R/F | F 315; F+ 315; FNC 400; KTNC 360-400; KTNCV 400; UNC 400 | DURO 315; DURO-NC 315; DURO-NCE 400; DURO-NCES 315; DURO-NCES 400 | HG-F 315; HG 400; HG-N 400; KNCS/KNCS-N 400; KNCS-NB 400; RMG 315 | KHNC 400 |
| | ROTA-G 500; ROTA-S 400-500; ROTA-S plus 400-500; ROTA THW 500-630-800; ROTA THWB 400-500; THW 500-R/F; THW 630-R | F 400-500 L; F+ 400-500 L; FNC 500-630; KTNC/KTNCV 500-630; UNC 500 | DURO 400-500; DURO-NC 400-500; DURO-NCE 500; DURO-NCES 400 | HG 500-630; HG-N 500-630; HG-F 400-500; KNCS 500-630; KNCS-N 500-630; KNCS-NB 500-630-800 | |

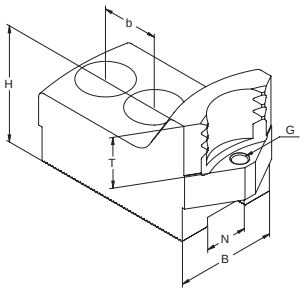


## SZCZĘKI CHWYTAKOWE • MOCOWANIE WEWNĘTRZNE
КУЛАЧКИ ЗУБЧАТЫЕ • ВНУТРЕННИЙ ЗАЖИМ

**METRYCZNA WIELKOŚĆ KĄTA ZĄBKÓW 1,5 mm x 60°**
МЕТРИЧЕСКОЕ ЗУБЧАТОЕ СОЕДИНЕНИЕ 1,5 мм x 60°

STAL СТАЛЬ
60°

- **Możliwość regulacji głębokości mocowania przedmiotu obrabianego „T", za pomocą wymiennych kołków oporowych.**
- **Śruby nie wchodzą w zakres dostawy i muszą być zamawiane oddzielnie.**
- Возможность регулировки глубины крепления обрабатываемой детали «T» при помощи съемных опорных шпилек.
- Эти шпильки не входят в комплект поставки и должны быть заказаны отдельно.

| | Nr produktu / Код продукта | Typ szczęk / Тип кулачков | N | B | H | T | G | b | Śruby / Винты | kg / kpl. / кг / кпл. |
|---|---|---|---|---|---|---|---|---|---|---|
| Ø 160 - 200 mm | 398522666000 | SWKB M160-12-06 | 12 | 30 | 47 | 20 | M 6 | 20 | M 10 | 1,3 |
| | 398522667200 | SWKB M160-12-07 | 12 | 30 | 47 | 20 | M 6 | 20 | M 10 | 1,1 |
| | 398522668500 | SWKB M160-12-08 | 12 | 30 | 47 | 20 | M 6 | 20 | M 10 | 1,0 |
| | 398522669800 | SWKB M160-12-09 | 12 | 35 | 47 | 20 | M 6 | 20 | M 10 | 1,1 |
| | 398522670500 | SWKB M160-12-10 | 12 | 40 | 47 | 20 | M 6 | 20 | M 10 | 1,3 |
| | 398522671800 | SWKB M200-14-01 | 14 | 35 | 53 | 25 | M 6 | 25 | M 12 | 2,0 |
| | 398522672000 | SWKB M200-14-02 | 14 | 35 | 53 | 25 | M 6 | 25 | M 12 | 1,6 |
| | 398522673300 | SWKB M200-14-03 | 14 | 40 | 53 | 25 | M 6 | 25 | M 12 | 1,6 |
| | 398522674600 | SWKB M200-14-04 | 14 | 40 | 53 | 25 | M 6 | 25 | M 12 | 1,6 |
| | 398522675900 | SWKB M200-14-16 | 14 | 40 | 53 | 25 | M 6 | 25 | M 12 | 1,8 |

Kołki oporowe / Опорные шпильки str. / стр. 503
Wkładki teowe / Т-образные вкладки str. / стр. 492-501



Ø 160 - 200 mm

| SCHUNK | | | KITAGAWA | | | SMW-AUTOBLOK | | | HOWA | | |
|---|---|---|---|---|---|---|---|---|---|---|---|
| Zakres mocowania / Диапазон зажима | Max. wysięg szczęk / Макс. вылет кулачков | Typ uchwytu / Тип патрона | Zakres mocowania / Диапазон зажима | Max. wysięg szczęk / Макс. вылет кулачков | Typ uchwytu / Тип патрона | Zakres mocowania / Диапазон зажима | Max. wysięg szczęk / Макс. вылет кулачков | Typ uchwytu / Тип патрона | Zakres mocowania / Диапазон зажима | Max. wysięg szczęk / Макс. вылет кулачков | Typ uchwytu / Тип патрона |
| 31 - 50 | 170 | ROTA NCK 165; ROTA NCK plus 165 | 31 - 52 | 172 | B 206 | 33 - 65 | 185 | AL-M 165 | 27 - 56 | 181 | HO 7 MA 6 |
| | | | 31 - 52 | 172 | HOH 6; HOH 206 | 29 - 58 | 178 | AN-M 165 | 32 - 52 | 177 | HO 22 M 6 |
| | | | 32 - 47 | 166 | N 160; N 6 | 38 - 69 | 190 | BB-M 175 | 27 - 52 | 177 | HO 27 M 6 |
| | | | 36 - 54 | 174 | BB 06; BB 206 | 28 - 58 | 178 | BH-M 165 | | | |
| | | | | | | 31 56 | 176 | HFKN-M 165 | | | |
| 42 - 65 | 170 | ROTA NCK 165; ROTA NCK plus 165 | 42 - 67 | 172 | B 206 | 49 - 81 | 185 | AL-M 165 | 48 - 68 | 175 | HO 22 M 6 |
| | | | 32 - 65 | 170 | B 160; B 6 | 43 - 74 | 178 | AN-M 165 | | | |
| | | | 42 - 67 | 172 | HOH 6; HOH 206 | 54 - 85 | 190 | BB-M 175 | | | |
| | | | 47 - 63 | 166 | N 160; N 6 | 42 - 74 | 178 | BH-M 165 | | | |
| | | | 51 - 69 | 174 | BB 06; BB 206 | 46 - 72 | 176 | HFKN-M 165 | | | |
| 58 - 81 | 170 | ROTA NCK 165; ROTA NCK plus 165 | 58 - 81 | 172 | B 206 | 65 - 97 | 185 | AL-M 165 | 56 - 88 | 178 | HO 7 MA 6 |
| | | | 47 - 81 | 170 | B 160; B 6 | 59 - 90 | 178 | AN-M 165 | 64 - 84 | 173 | HO 22 M 6 |
| | | | 58 - 83 | 172 | HOH 6; HOH 206 | 70 - 101 | 190 | BB-M 175 | 48 - 84 | 173 | HO 27 M 6 |
| | | | 63 - 77 | 166 | N 160; N 6 | 58 - 90 | 178 | BH-M 165 | | | |
| | | | 67 - 85 | 174 | BB 06; BB 206 | 62 - 88 | 176 | HFKN-M 165 | | | |
| 72 - 95 | 170 | ROTA NCK 165; ROTA NCK plus 165 | 72 - 97 | 172 | B 206 | 79 - 111 | 185 | AL-M 165 | 78 - 98 | 174 | HO 22 M 6 |
| | | | 61 - 95 | 170 | B 160; B 6 | 73 - 104 | 178 | AN-M 165 | | | |
| | | | 72 - 97 | 172 | HOH 6; HOH 206 | 84 - 115 | 190 | BB-M 175 | | | |
| | | | 77 - 93 | 166 | N 160; N 6 | 72 - 104 | 178 | BH-M 165 | | | |
| | | | 81 - 99 | 174 | BB 06; BB 206 | 76 - 102 | 176 | HFKN-M 165 | | | |
| 88 - 111 | 170 | ROTA NCK 165; ROTA NCK plus 165 | 88 - 113 | 172 | B 206 | 95 - 127 | 185 | AL-M 165 | 81 - 118 | 178 | HO 7 MA 6 |
| | | | 77 - 111 | 170 | B 160; B 6 | 89 - 120 | 178 | AN-M 165 | 94 - 118 | 173 | HO 22 M 6 |
| | | | 88 - 113 | 172 | HOH 6; HOH 206 | 100 - 131 | 190 | BB-M 175 | 71 - 114 | 173 | HO 27 M 6 |
| | | | 93 - 107 | 166 | N 160; N 6 | 88 - 120 | 178 | BH-M 165 | | | |
| | | | 97 - 115 | 174 | BB 06; BB 206 | 92 - 118 | 176 | HFKN-M 165 | | | |
| 35 - 63 | 209 | ROTA NCK 210; ROTA NCK plus 210 | 35 - 64 | 211 | B 208 | 45 - 79 | 225 | AL-M 210 | 34 - 72 | 211 | HO 7 MA 8 |
| | | | 33 - 61 | 208 | B 200; B 8 | 36 - 69 | 216 | AN-M 210 | 34 - 78 | 211 | HO 23 M 8 |
| | | | 35 - 64 | 211 | HOH 8; HOH 208 | 41 - 71 | 218 | BB-M 210 | | | |
| | | | 42 - 68 | 212 | N 200; N 8 | 33 - 70 | 217 | BH-M 210 | | | |
| | | | 42 - 64 | 211 | BB 08; BB 208 | 42 - 81 | 228 | HFKN-M 210 | | | |
| 62 - 90 | 209 | ROTA NCK 210; ROTA NCK plus 210 | 62 - 92 | 211 | B 208 | 73 - 107 | 225 | AL-M 210 | 62 - 100 | 218 | HO 7 MA 8 |
| | | | 47 - 89 | 208 | B 200; B 8 | 63 - 97 | 216 | AN-M 210 | 62 - 106 | 218 | HO 23 M 8 |
| | | | 62 - 92 | 211 | HOH 8; HOH 208 | 68 - 99 | 218 | BB-M 210 | | | |
| | | | 68 - 96 | 216 | N 200; N 8 | 54 - 98 | 217 | BH-M 210 | | | |
| | | | 70 - 92 | 211 | BB 08; BB 208 | 69 - 109 | 228 | HFKN-M 210 | | | |
| 92 - 121 | 209 | ROTA NCK 210; ROTA NCK plus 210 | 92 - 122 | 211 | B 208 | 103 - 137 | 225 | AL-M 210 | 92 - 130 | 218 | HO 7 MA 8 |
| | | | 77 - 119 | 208 | B 200; B 8 | 94 - 127 | 216 | AN-M 210 | 92 - 136 | 223 | HO 23 M 8 |
| | | | 92 - 122 | 211 | HOH 8; HOH 208 | 98 - 129 | 218 | BB-M 210 | | | |
| | | | 98 - 128 | 217 | N 200; N 8 | 84 - 128 | 217 | BH-M 210 | | | |
| | | | 100 - 122 | 211 | BB 08; BB 208 | 100 - 139 | 228 | HFKN-M 210 | | | |
| 122 - 151 | 209 | ROTA NCK 210; ROTA NCK plus 210 | 122 - 153 | 211 | B 208 | 133 - 167 | 225 | AL-M 210 | 122 - 160 | 218 | HO 7 MA 8 |
| | | | 113 - 150 | 208 | B 200; B 8 | 124 - 158 | 216 | AN-M 210 | 122 - 166 | 223 | HO 23 M 8 |
| | | | 122 - 153 | 211 | HOH 8; HOH 208 | 128 - 160 | 218 | BB-M 210 | | | |
| | | | 128 - 153 | 212 | N 200; N 8 | 114 - 159 | 217 | BH-M 210 | | | |
| | | | 131 - 153 | 211 | BB 08; BB 208 | 130 - 170 | 228 | HFKN-M 210 | | | |
| 144 - 173 | 229 | ROTA NCK 210; ROTA NCK plus 210 | 144 - 173 | 229 | B 208 | | | | 150 - 180 | 238 | HO 7 MA 8 |
| | | | 135 - 170 | 226 | B 200; B 8 | | | | 150 - 187 | 245 | HO 23 M 8 |
| | | | 144 - 173 | 229 | HOH 8; HOH 208 | | | | | | |
| | | | 153 - 173 | 230 | N 200; N 8 | | | | | | |
| | | | 153 - 174 | 229 | BB 08; BB 208 | | | | | | |

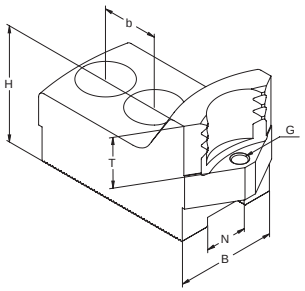


## SZCZĘKI CHWYTAKOWE ▪ MOCOWANIE WEWNĘTRZNE
КУЛАЧКИ ЗУБЧАТЫЕ ▪ ВНУТРЕННИЙ ЗАЖИМ

**METRYCZNA WIELKOŚĆ KĄTA ZĄBKÓW 1,5 mm x 60°**
МЕТРИЧЕСКОЕ ЗУБЧАТОЕ СОЕДИНЕНИЕ 1,5 мм x 60°

STAL СТАЛЬ
60°

- **Możliwość regulacji głębokości mocowania przedmiotu obrabianego „T", za pomocą wymiennych kołków oporowych.**
- **Śruby nie wchodzą w zakres dostawy i muszą być zamawiane oddzielnie.**
- Возможность регулировки глубины крепления обрабатываемой детали «T» при помощи съемных опорных шпилек.
- Эти шпильки не входят в комплект поставки и должны быть заказаны отдельно.

| | Nr produktu / Код продукта | Typ szczęk / Тип кулачков | N | B | H | T | G | b | Śruby / Винты | kg / kpl. / кг / кпл. |
|---|---|---|---|---|---|---|---|---|---|---|
| Ø 200 - 315 mm | 398522676100 | SWKB M200-16-05 | 16 | 35 | 53 | 25 | M 6 | 25 | M 12 | 1,8 |
| | 398522677400 | SWKB M200-16-06 | 16 | 35 | 53 | 25 | M 6 | 25 | M 12 | 1,6 |
| | 398522678700 | SWKB M200-16-07 | 16 | 40 | 53 | 25 | M 6 | 25 | M 12 | 1,4 |
| | 398522679000 | SWKB M200-16-08 | 16 | 40 | 53 | 25 | M 6 | 25 | M 12 | 1,4 |
| | 398522680700 | SWKB M250-16-01 | 16 | 40 | 58 | 25 | M 6 | 30 | M 12 | 3,0 |
| | 398522681000 | SWKB M250-16-02 | 16 | 40 | 58 | 25 | M 6 | 30 | M 12 | 2,4 |
| | 398522682200 | SWKB M250-16-03 | 16 | 40 | 58 | 25 | M 6 | 30 | M 12 | 2,1 |
| | 398522683500 | SWKB M250-16-04 | 16 | 40 | 58 | 25 | M 6 | 30 | M 12 | 2,0 |
| | 398522684800 | SWKB M250-16-15 | 16 | 40 | 58 | 25 | M 6 | 30 | M 12 | 2,7 |
| | 398522685000 | SWKB M250-18-09 | 18 | 40 | 58 | 25 | M 6 | 30 | M 14 | 2,7 |
| | 398522686300 | SWKB M250-18-10 | 18 | 40 | 58 | 25 | M 6 | 30 | M 14 | 2,1 |
| | 398522687600 | SWKB M250-18-11 | 18 | 45 | 58 | 25 | M 6 | 30 | M 14 | 1,9 |
| | 398522688900 | SWKB M250-18-12 | 18 | 45 | 58 | 25 | M 6 | 30 | M 14 | 2,3 |
| | 398522689100 | SWKB M315-18-01 | 18 | 50 | 65 | 25 | M 8 | 30 | M 14 | 5,0 |
| | 398522690900 | SWKB M315-18-02 | 18 | 50 | 65 | 25 | M 8 | 30 | M 14 | 3,7 |
| | 398522691100 | SWKB M315-18-03 | 18 | 50 | 65 | 25 | M 8 | 30 | M 14 | 3,3 |
| | 398522692400 | SWKB M315-18-04 | 18 | 50 | 65 | 25 | M 8 | 30 | M 14 | 4,6 |

Kołki oporowe / Опорные шпильки str. / стр. 503
Wkładki teowe / Т-образные вкладки str. / стр. 492-501



Ø 200 - 315 mm

| SCHUNK | | | KITAGAWA | | | SMW-AUTOBLOK | | | HOWA | | |
|---|---|---|---|---|---|---|---|---|---|---|---|
| Zakres mocowania<br>Диапазон зажима | Max. wysięg szczęk<br>Макс. вылет кулачков | Typ uchwytu<br>Тип патрона | Zakres mocowania<br>Диапазон зажима | Max. wysięg szczęk<br>Макс. вылет кулачков | Typ uchwytu<br>Тип патрона | Zakres mocowania<br>Диапазон зажима | Max. wysięg szczęk<br>Макс. вылет кулачков | Typ uchwytu<br>Тип патрона | Zakres mocowania<br>Диапазон зажима | Max. wysięg szczęk<br>Макс. вылет кулачков | Typ uchwytu<br>Тип патрона |
| | | | | | | | | | 38 - 70 | 214 | HO 22 M 8 |
| | | | | | | | | | 30 - 68 | 214 | HO 27 M 8 |
| | | | | | | | | | 66 - 98 | 214 | HO 22 M 8 |
| | | | | | | | | | 48 - 96 | 214 | HO 27 M 8 |
| | | | | | | | | | 96 - 128 | 218 | HO 22 M 8 |
| | | | | | | | | | 78 - 126 | 213 | HO 27 M 8 |
| | | | | | | | | | 126 - 158 | 218 | HO 22 M 8 |
| | | | | | | | | | 108 - 155 | 213 | HO 27 M 8 |
| 43 - 81 | 258 | ROTA NCK 250; ROTA NCK plus 250 | 43 - 84 | 260 | B 210 | 55 - 93 | 269 | AL-M 250 | | | |
| | | | 40 - 81 | 258 | B 250; B 10 | 43 - 81 | 258 | AN-M 250 | | | |
| | | | 38 - 79 | 255 | HOH 10 K; HOH 250 | 52 - 81 | 258 | BB-M 250 | | | |
| | | | 37 - 78 | 255 | N 250; N 10 | 42 - 80 | 257 | BH-M 250 | | | |
| | | | 48 - 74 | 251 | BB 10; BB 210 | 40 - 81 | 258 | HFKN-M 260 | | | |
| 84 - 123 | 258 | ROTA NCK 250; ROTA NCK plus 250 | 84 - 128 | 260 | B 210 | 97 - 135 | 269 | AL-M 250 | | | |
| | | | 76 - 123 | 258 | B 250; B 10 | 85 - 123 | 258 | AN-M 250 | | | |
| | | | 79 - 123 | 255 | HOH 10 K; HOH 250 | 94 - 123 | 258 | BB-M 250 | | | |
| | | | 78 - 122 | 257 | N 250; N 10 | 83 - 122 | 257 | BH-M 250 | | | |
| | | | 90 - 116 | 251 | BB 10; BB 210 | 76 - 123 | 258 | HFKN-M 260 | | | |
| 128 - 167 | 262 | ROTA NCK 250; ROTA NCK plus 250 | 128 - 173 | 264 | B 210 | 141 - 179 | 273 | AL-M 250 | | | |
| | | | 120 - 167 | 262 | B 250; B 10 | 128 - 167 | 262 | AN-M 250 | | | |
| | | | 123 - 168 | 259 | HOH 10 K; HOH 250 | 138 - 167 | 262 | BB-M 250 | | | |
| | | | 122 - 167 | 263 | N 250; N 10 | 127 - 166 | 261 | BH-M 250 | | | |
| | | | 134 - 160 | 255 | BB 10; BB 210 | 119 - 167 | 262 | HFKN-M 260 | | | |
| 173 - 212 | 278 | ROTA NCK 250; ROTA NCK plus 250 | 173 - 214 | 280 | B 210 | 176 - 224 | 289 | AL-M 250 | | | |
| | | | 165 - 212 | 278 | B 250; B 10 | 173 - 213 | 278 | AN-M 250 | | | |
| | | | 168 - 209 | 275 | HOH 10 K; HOH 250 | 183 - 213 | 278 | BB-M 250 | | | |
| | | | 167 - 208 | 274 | N 250; N 10 | 172 - 212 | 277 | BH-M 250 | | | |
| | | | 179 - 205 | 271 | BB 10; BB 210 | 164 - 213 | 278 | HFKN-M 260 | | | |
| 202 - 260 | 322 | ROTA NCK 250; ROTA NCK plus 250 | 208 - 247 | 310 | B 210 | 208 - 258 | 320 | AL-M 250 | | | |
| | | | 203 - 242 | 305 | B 250; B 10 | 208 - 248 | 310 | AN-M 250 | | | |
| | | | 203 - 242 | 305 | HOH 10 K; HOH 250 | 218 - 248 | 310 | BB-M 250 | | | |
| | | | 202 - 242 | 304 | N 250; N 10 | 207 - 247 | 309 | BH-M 250 | | | |
| | | | 214 - 241 | 303 | BB 10; BB 210 | 207 - 266 | 328 | HFKN-M 260 | | | |
| | | | | | | | | | 38 - 88 | 262 | HO 22 M 10 |
| | | | | | | | | | 38 - 90 | 264 | HO 27 M 10 |
| | | | | | | | | | 80 - 130 | 262 | HO 22 M 10 |
| | | | | | | | | | 76 - 132 | 264 | HO 27 M 10 |
| | | | | | | | | | 118 - 168 | 265 | HO 22 M 10 |
| | | | | | | | | | 120 - 176 | 268 | HO 27 M 10 |
| | | | | | | | | | 169 - 219 | 286 | HO 22 M 10 |
| | | | | | | | | | 165 - 221 | 286 | HO 27 M 10 |
| | | | 45 - 108 | 320 | B 300; B 12 | | | | | | |
| | | | 45 - 110 | 322 | HOH 12 K; HOH 300 | | | | | | |
| | | | 42 - 116 | 328 | N 300; N 12 | | | | | | |
| | | | 93 - 168 | 334 | B 300; B 12 | | | | | | |
| | | | 99 - 170 | 336 | HOH 12 K; HOH 300 | | | | | | |
| | | | 102 - 176 | 342 | N 300; N 12 | | | | | | |
| | | | 158 - 234 | 325 | B 300; B 12 | | | | | | |
| | | | 163 - 236 | 327 | HOH 12 K; HOH 300 | | | | | | |
| | | | 166 - 242 | 333 | N 300; N 12 | | | | | | |
| | | | 227 - 299 | 370 | B 300; B 12 | | | | | | |
| | | | 228 - 301 | 372 | HOH 12 K; HOH 300 | | | | | | |
| | | | 231 - 307 | 378 | N 300; N 12 | | | | | | |

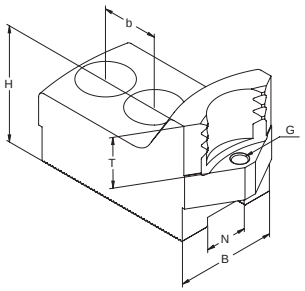


## SZCZĘKI CHWYTAKOWE • MOCOWANIE WEWNĘTRZNE
КУЛАЧКИ ЗУБЧАТЫЕ • ВНУТРЕННИЙ ЗАЖИМ

**METRYCZNA WIELKOŚĆ KĄTA ZĄBKÓW 1,5 mm x 60°**
МЕТРИЧЕСКОЕ ЗУБЧАТОЕ СОЕДИНЕНИЕ 1,5 мм x 60°

STAL СТАЛЬ
60°

- **Możliwość regulacji głębokości mocowania przedmiotu obrabianego „T", za pomocą wymiennych kołków oporowych.**
- **Śruby nie wchodzą w zakres dostawy i muszą być zamawiane oddzielnie.**
- Возможность регулировки глубины крепления обрабатываемой детали «T» при помощи съемных опорных шпилек.
- Эти шпильки не входят в комплект поставки и должны быть заказаны отдельно.

| | Nr produktu / Код продукта | Typ szczęk / Тип кулачков | N | B | H | T | G | b | Śruby / Винты | kg / kpl. / кг / кпл. |
|---|---|---|---|---|---|---|---|---|---|---|
| Ø 315 - 400 mm | 398522693700 | SWKB M315-21-05 | 21 | 50 | 65 | 25 | M 8 | 30 | M 16 | 5,0 |
| | 398522694000 | SWKB M315-21-06 | 21 | 50 | 65 | 25 | M 8 | 30 | M 16 | 3,9 |
| | 398522695200 | SWKB M315-21-07 | 21 | 50 | 65 | 25 | M 8 | 30 | M 16 | 3,4 |
| | 398522696500 | SWKB M315-21-08 | 21 | 50 | 65 | 25 | M 8 | 30 | M 16 | 4,5 |
| | 398522697800 | SWKB M400-22-01 | 22 | 60 | 85 | 33 | M 8 | 43 | M 20 | 10,6 |
| | 398522698000 | SWKB M400-22-02 | 22 | 60 | 85 | 33 | M 8 | 43 | M 20 | 9,2 |
| | 398522699300 | SWKB M400-22-03 | 22 | 60 | 85 | 33 | M 8 | 43 | M 20 | 6,5 |
| | 398522700300 | SWKB M400-22-04 | 22 | 60 | 85 | 33 | M 8 | 43 | M 20 | 7,0 |
| | 398522701600 | SWKB M400-22-05 | 22 | 60 | 85 | 33 | M 8 | 43 | M 20 | 8,2 |
| | 398522702900 | SWKB M400-22-06 | 22 | 60 | 85 | 33 | M 8 | 43 | M 20 | 9,5 |

Kołki oporowe / Опорные шпильки str. / стр. 503
Wkładki teowe / Т-образные вкладки str. / стр. 492-501



Ø 315 - 400 mm

| SCHUNK | | | KITAGAWA | | | SMW-AUTOBLOK | | |
|---|---|---|---|---|---|---|---|---|
| Zakres mocowania | Max. wysięg szczęk | Typ uchwytu | Zakres mocowania | Max. wysięg szczęk | Typ uchwytu | Zakres mocowania | Max. wysięg szczęk | Typ uchwytu |
| Диапазон зажима | Макс. вылет кулачков | Тип патрона | Диапазон зажима | Макс. вылет кулачков | Тип патрона | Диапазон зажима | Макс. вылет кулачков | Тип патрона |
| 48 - 109 | 321 | ROTA NCK 315; ROTA NCK plus 315 | 45 - 111 | 323 | B 212 | 57 - 139 | 349 | AL-M 315 |
| | | | 59 - 120 | 332 | BB 212 | 45 - 125 | 336 | AN-M 315 |
| | | | | | | 85 - 124 | 335 | BB-M 315 |
| | | | | | | 54 - 125 | 336 | BH-M 315 |
| | | | | | | 70 - 137 | 348 | HFKN-M 315 |
| 108 - 169 | 335 | ROTA NCK 315; ROTA NCK plus 315 | 108 - 173 | 337 | B 212 | 117 - 199 | 363 | AL-M 315 |
| | | | 119 - 180 | 346 | BB 212 | 100 - 184 | 350 | AN-M 315 |
| | | | | | | 144 - 183 | 349 | BB-M 315 |
| | | | | | | 114 - 184 | 350 | BH-M 315 |
| | | | | | | 130 - 196 | 362 | HFKN-M 315 |
| 173 - 235 | 326 | ROTA NCK 315; ROTA NCK plus 315 | 173 - 238 | 328 | B 212 | 182 - 264 | 399 | AL-M 315 |
| | | | | | | 165 - 250 | 341 | AN-M 315 |
| | | | | | | 210 - 249 | 340 | BB-M 315 |
| | | | | | | 179 - 250 | 341 | BH-M 315 |
| | | | 184 - 246 | 337 | BB 212 | 195 - 262 | 353 | HFKN-M 315 |
| 238 - 300 | 371 | ROTA NCK 315; ROTA NCK plus 315 | 238 - 302 | 373 | B 212 | 247 - 315 | 385 | AL-M 315 |
| | | | | | | 230 - 316 | 386 | AN-M 315 |
| | | | | | | 275 - 315 | 385 | BB-M 315 |
| | | | | | | 244 - 316 | 386 | BH-M 315 |
| | | | 249 - 311 | 382 | BB 212 | 260 - 315 | 385 | HFKN-M 315 |
| | | | 50 - 107 | 390 | B 380; B 15; HOH 15 K | 169 - 133 | 414 | ALM 400 |
| | | | 50 - 105 | 388 | HOH 380; HOH 15 | 159 - 123 | 404 | ANM 400 |
| | | | 47 - 97 | 381 | B 215 | | | |
| | | | 49 - 167 | 451 | B 18 | | | |
| | | | 96 - 160 | 394 | B 380; B 15 | 126 - 190 | 420 | ALM 400 |
| | | | 98 - 161 | 392 | HOH 380; HOH 15 | 116 - 180 | 410 | ANM 400 |
| | | | 106 - 166 | 396 | HOH 15 K | | | |
| | | | 90 - 154 | 386 | B 215 | | | |
| | | | 105 - 225 | 457 | B 18 | | | |
| | | | 156 - 220 | 394 | B 380; B 15 | 186 - 250 | 420 | ALM 400 |
| | | | 158 - 221 | 392 | HOH 380; HOH 15 | 176 - 240 | 410 | ANM 400 |
| | | | 166 - 226 | 396 | HOH 15 K | | | |
| | | | 148 - 214 | 386 | B 215 | | | |
| | | | 165 - 285 | 457 | B 18 | | | |
| | | | 216 - 280 | 415 | B 380; B 15 | 247 - 311 | 441 | ALM 400 |
| | | | 218 - 280 | 412 | HOH 380; HOH 15 | 237 - 301 | 431 | ANM 400 |
| | | | 226 - 286 | 417 | HOH 15 K | | | |
| | | | 209 - 276 | 407 | B 215 | | | |
| | | | 225 - 346 | 478 | B 18 | | | |
| | | | 276 - 340 | 431 | B 380; B 15 | 307 - 371 | 457 | ALM 400 |
| | | | 278 - 340 | 428 | HOH 380; HOH 15 | 297 - 361 | 447 | ANM 400 |
| | | | 286 - 346 | 433 | HOH 15 K | | | |
| | | | 268 - 336 | 423 | B 215 | | | |
| | | | 285 - 407 | 494 | B 18 | | | |
| | | | 336 - 400 | 483 | B 380; B 15 | 367 - 400 | 478 | ALM 400 |
| | | | 338 - 400 | 480 | HOH 380; HOH 15 | 357 - 400 | 478 | ANM 400 |
| | | | 346 - 400 | 485 | HOH 15 K | | | |
| | | | 328 - 396 | 475 | B 215 | | | |
| | | | 345 - 467 | 546 | B 18 | | | |

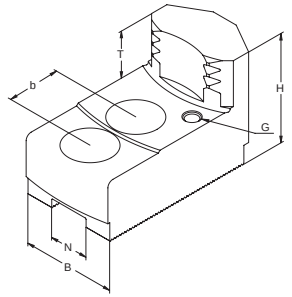


## SZCZĘKI CHWYTAKOWE • MOCOWANIE ZEWNĘTRZNE
КУЛАЧКИ ЗУБЧАТЫЕ • ВНЕШНИЙ ЗАЖИМ

**METRYCZNA WIELKOŚĆ KĄTA ZĄBKÓW 1,5 mm x 60°**
МЕТРИЧЕСКОЕ ЗУБЧАТОЕ СОЕДИНЕНИЕ 1,5 мм x 60°

STAL СТАЛЬ
60°

- **Możliwość regulacji głębokości mocowania przedmiotu obrabianego „T", za pomocą wymiennych kołków oporowych.**
- **Śruby nie wchodzą w zakres dostawy i muszą być zamawiane oddzielnie.**
- Возможность регулировки глубины крепления обрабатываемой детали «T» при помощи съемных опорных шпилек.
- Эти шпильки не входят в комплект поставки и должны быть заказаны отдельно.

| | Nr produktu / Код продукта | Typ szczęk / Тип кулачков | N | B | H | T | G | b | Śruby / Винты | kg / kpl. / кг / кпл. |
|---|---|---|---|---|---|---|---|---|---|---|
| Ø 200 - 250 mm | 398522617300 | SZKB M200-14-01 | 14 | 35 | 53 | 20 | M 6 | 25 | M 12 | 2,0 |
| | 398522618600 | SZKB M200-14-02 | 14 | 40 | 53 | 20 | M 6 | 25 | M 12 | 2,2 |
| | 398522619900 | SZKB M200-14-03 | 14 | 40 | 53 | 20 | M 6 | 25 | M 12 | 2,0 |
| | 398522620600 | SZKB M200-14-04 | 14 | 40 | 53 | 20 | M 6 | 25 | M 12 | 1,7 |
| | 398522621900 | SZKB M250-16-01 | 16 | 40 | 58 | 25 | M 6 | 30 | M 12 | 3,1 |
| | 398522622100 | SZKB M250-16-02 | 16 | 40 | 58 | 25 | M 6 | 30 | M 12 | 2,8 |
| | 398522623400 | SZKB M250-16-03 | 16 | 40 | 58 | 25 | M 6 | 30 | M 12 | 2,4 |
| | 398522624700 | SZKB M250-16-04 | 16 | 40 | 58 | 25 | M 6 | 30 | M 12 | 2,2 |

Kołki oporowe / Опорные шпильки str. / стр. 503
Wkładki teowe / Т-образные вкладки str. / стр. 492-501



Ø 200 - 250 mm

| SCHUNK | | | KITAGAWA | | | SMW-AUTOBLOK | | | HOWA | | |
|---|---|---|---|---|---|---|---|---|---|---|---|
| Zakres mocowania | Max. wysięg szczęk | Typ uchwytu | Zakres mocowania | Max. wysięg szczęk | Typ uchwytu | Zakres mocowania | Max. wysięg szczęk | Typ uchwytu | Zakres mocowania | Max. wysięg szczęk | Typ uchwytu |
| Диапазон зажима | Макс. вылет кулачков | Тип патрона | Диапазон зажима | Макс. вылет кулачков | Тип патрона | Диапазон зажима | Макс. вылет кулачков | Тип патрона | Диапазон зажима | Макс. вылет кулачков | Тип патрона |
| 60 - 78 | 219 | ROTA NCK 210; ROTA NCK plus 210 | 60 - 78 | 213 | B 208 | 58 - 85 | 219 | AL-M 210 | 60 - 84 | 221 | HO 7 MA 8 |
| | | | 60 - 78 | 213 | B 200; B 8 | 60 - 85 | 220 | AN-M 210 | 60 - 91 | 225 | HO 23 M 8 |
| | | | 60 - 78 | 213 | HOH 8; HOH 208 | 57 - 87 | 222 | BB-M 210 | | | |
| | | | 60 - 78 | 214 | N 200; N 8 | 58 - 87 | 221 | BH-M 210 | | | |
| | | | 58 - 79 | 215 | BB 08; BB 208 | | | | | | |
| 80 - 108 | 219 | ROTA NCK 210; ROTA NCK plus 210 | 73 - 80 | 213 | B 208 | 81 - 115 | 219 | AL-M 210 | 76 - 114 | 223 | HO 7 MA 8 |
| | | | 79 - 108 | 214 | B 200; B 8 | 81 - 115 | 220 | AN-M 210 | 76 - 121 | 225 | HO 23 M 8 |
| | | | 73 - 108 | 213 | HOH 8; HOH 208 | 86 - 117 | 222 | BB-M 210 | | | |
| | | | 79 - 108 | 214 | N 200; N 8 | 74 - 117 | 221 | BH-M 210 | | | |
| | | | 88 - 110 | 215 | BB 08; BB 208 | | | | | | |
| 110 - 139 | 209 | ROTA NCK 210; ROTA NCK plus 210 | 103 - 139 | 209 | B 208 | 111 - 145 | 219 | AL-M 210 | 106 - 144 | 218 | HO 7 MA 8 |
| | | | 106 - 139 | 209 | B 200; B 8 | 112 - 146 | 216 | AN-M 210 | 106 - 151 | 220 | HO 23 M 8 |
| | | | 103 - 139 | 209 | HOH 8; HOH 208 | 116 - 147 | 218 | BB-M 210 | | | |
| | | | 109 - 139 | 210 | N 200; N 8 | 101 - 147 | 217 | BH-M 210 | | | |
| | | | 118 - 141 | 211 | BB 08; BB 208 | | | | | | |
| 140 - 168 | 219 | ROTA NCK 210; ROTA NCK plus 210 | 133 - 168 | 219 | B 208 | 141 - 175 | 219 | AL-M 210 | 136 - 174 | 228 | HO 7 MA 8 |
| | | | 138 - 168 | 219 | B 200; B 8 | 141 - 175 | 226 | AN-M 210 | 136 - 181 | 230 | HO 23 M 8 |
| | | | 133 - 168 | 219 | HOH 8; HOH 208 | 146 - 177 | 228 | BB-M 210 | | | |
| | | | 139 - 169 | 220 | N 200; N 8 | 131 - 177 | 227 | BH-M 210 | | | |
| | | | 148 - 171 | 221 | BB 08; BB 208 | | | | | | |
| 60 - 98 | 260 | ROTA NCK 250; ROTA NCK plus 250 | 63 - 98 | 260 | B 210 | 62 - 99 | 259 | AL-M 250 | | | |
| | | | 63 - 93 | 255 | B 250; B 10 | 61 - 99 | 260 | AN-M 250 | | | |
| | | | 63 - 93 | 255 | HOH 10 K; HOH 250 | 70 - 99 | 260 | BB-M 250 | | | |
| | | | 63 - 93 | 254 | N 250; N 10 | 62 - 98 | 258 | BH-M 250 | | | |
| | | | 66 - 92 | 253 | BB 10; BB 210 | | | | | | |
| 100 - 138 | 260 | ROTA NCK 250; ROTA NCK plus 250 | 92 - 138 | 260 | B 210 | 101 - 139 | 259 | AL-M 250 | | | |
| | | | 95 - 133 | 255 | B 250; B 10 | 100 - 139 | 260 | AN-M 250 | | | |
| | | | 95 - 134 | 255 | HOH 10 K; HOH 250 | 110 - 139 | 260 | BB-M 250 | | | |
| | | | 95 - 133 | 254 | N 250; N 10 | 100 - 138 | 258 | BH-M 250 | | | |
| | | | 106 - 132 | 253 | BB 10; BB 210 | | | | | | |
| 137 - 176 | 256 | ROTA NCK 250; ROTA NCK plus 250 | 129 - 176 | 256 | B 210 | 138 - 176 | 255 | AL-M 250 | | | |
| | | | 128 - 170 | 251 | B 250; B 10 | 137 - 177 | 256 | AN-M 250 | | | |
| | | | 124 - 171 | 251 | HOH 10 K; HOH 250 | 147 - 177 | 256 | BB-M 250 | | | |
| | | | 123 - 170 | 250 | N 250; N 10 | 137 - 175 | 254 | BH-M 250 | | | |
| | | | 143 - 169 | 249 | BB 10; BB 210 | | | | | | |
| 171 - 210 | 266 | ROTA NCK 250; ROTA NCK plus 250 | 162 - 210 | 266 | B 210 | 172 - 210 | 265 | AL-M 250 | | | |
| | | | 160 - 205 | 260 | B 250; B 10 | 171 - 211 | 266 | AN-M 250 | | | |
| | | | 157 - 205 | 261 | HOH 10 K; HOH 250 | 181 - 211 | 266 | BB-M 250 | | | |
| | | | 157 - 204 | 260 | N 250; N 10 | 171 - 209 | 264 | BH-M 250 | | | |
| | | | 177 - 203 | 259 | BB 10; BB 210 | | | | | | |

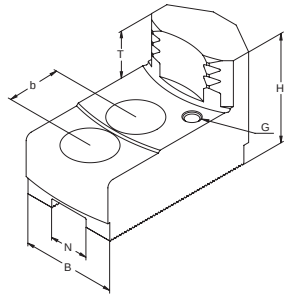


## SZCZĘKI CHWYTAKOWE ▪ MOCOWANIE ZEWNĘTRZNE
КУЛАЧКИ ЗУБЧАТЫЕ ▪ ВНЕШНИЙ ЗАЖИМ

**METRYCZNA WIELKOŚĆ KĄTA ZĄBKÓW 1,5 mm x 60°**
МЕТРИЧЕСКОЕ ЗУБЧАТОЕ СОЕДИНЕНИЕ 1,5 мм x 60°

STAL СТАЛЬ
60°

- Możliwość regulacji głębokości mocowania przedmiotu obrabianego „T", za pomocą wymiennych kołków oporowych.
- Śruby nie wchodzą w zakres dostawy i muszą być zamawiane oddzielnie.
- Возможность регулировки глубины крепления обрабатываемой детали «T» при помощи съемных опорных шпилек.
- Эти шпильки не входят в комплект поставки и должны быть заказаны отдельно.

| | Nr produktu / Код продукта | Typ szczęk / Тип кулачков | N | B | H | T | G | b | Śruby / Винты | kg / kpl. / кг / кпл. |
|---|---|---|---|---|---|---|---|---|---|---|
| Ø 315 - 400 mm | 398522625000 | SZKB M315-18-09 | 18 | 50 | 65 | 25 | M 8 | 30 | M 14 | 5,0 |
| | 398522626200 | SZKB M315-18-10 | 18 | 50 | 65 | 25 | M 8 | 30 | M 14 | 4,2 |
| | 398522627500 | SZKB M315-18-11 | 18 | 50 | 65 | 25 | M 8 | 30 | M 14 | 3,4 |
| | 398522628800 | SZKB M315-18-12 | 18 | 50 | 65 | 25 | M 8 | 30 | M 14 | 4,0 |
| | 398522629000 | SZKB M315-21-13 | 21 | 50 | 65 | 25 | M 8 | 30 | M 16 | 5,1 |
| | 398522630800 | SZKB M315-21-14 | 21 | 50 | 65 | 25 | M 8 | 30 | M 16 | 4,3 |
| | 398522631000 | SZKB M315-21-15 | 21 | 50 | 65 | 25 | M 8 | 30 | M 16 | 3,4 |
| | 398522632300 | SZKB M315-21-16 | 21 | 50 | 65 | 25 | M 8 | 30 | M 16 | 3,9 |
| | 398522633600 | SZKB M400-22-01 | 22 | 60 | 85 | 33 | M 8 | 43 | M 20 | 10,2 |
| | 398522634900 | SZKB M400-22-02 | 22 | 60 | 85 | 33 | M 8 | 43 | M 20 | 9,1 |
| | 398522635100 | SZKB M400-22-03 | 22 | 60 | 85 | 33 | M 8 | 43 | M 20 | 7,0 |
| | 398522636400 | SZKB M400-22-04 | 22 | 60 | 85 | 33 | M 8 | 43 | M 20 | 5,8 |
| | 398522637700 | SZKB M400-22-05 | 22 | 60 | 85 | 33 | M 8 | 43 | M 20 | 8,0 |

Kołki oporowe / Опорные шпильки str. / стр. 503
Wkładki teowe / Т-образные вкладки str. / стр. 492-501



| | SCHUNK | | | KITAGAWA | | | SMW-AUTOBLOK | | |
|---|---|---|---|---|---|---|---|---|---|
| | Zakres mocowania<br>Диапазон зажима | Max. wysięg szczęk<br>Макс. вылет кулачков | Typ uchwytu<br>Тип патрона | Zakres mocowania<br>Диапазон зажима | Max. wysięg szczęk<br>Макс. вылет кулачков | Typ uchwytu<br>Тип патрона | Zakres mocowania<br>Диапазон зажима | Max. wysięg szczęk<br>Макс. вылет кулачков | Typ uchwytu<br>Тип патрона |
| Ø 315 - 400 mm | | | | 81 - 140 | 315 | B 12; N 12; | | | |
| | | | | 81 - 137 | 314 | HOH 12 K; HOH 300 | | | |
| | | | | 123 - 204 | 320 | B 12; N 12; | | | |
| | | | | 118 - 199 | 320 | HOH 12 K; HOH 300 | | | |
| | | | | 186 - 258 | 308 | B 12; N 12; | | | |
| | | | | 182 - 263 | 301 | HOH 12 K; HOH 300 | | | |
| | | | | 238 - 310 | 358 | B 12; N 12; | | | |
| | | | | 234 - 315 | 356 | HOH 12 K; HOH 300 | | | |
| | 78 - 138 | 315 | ROTA NCK 315; ROTA NCK plus 315 | 81 - 138 | 315 | B 212 | 80 - 153 | 327 | AL-M 315 |
| | | | | 79 - 138 | 315 | BB 212 | 81 - 153 | 330 | AN-M 315 |
| | | | | | | | 114 - 152 | 329 | BB-M 315 |
| | | | | | | | 85 - 155 | 329 | BH-M 315 |
| | 138 - 199 | 321 | ROTA NCK 315; ROTA NCK plus 315 | 128 - 199 | 321 | B 212 | 131 - 213 | 333 | AL-M 315 |
| | | | | 138 - 200 | 321 | BB 212 | 130 - 215 | 336 | AN-M 315 |
| | | | | | | | 175 - 214 | 335 | BB-M 315 |
| | | | | | | | 145 - 215 | 335 | BH-M 315 |
| | 202 - 264 | 305 | ROTA NCK 315; ROTA NCK plus 315 | 191 - 264 | 305 | B 212 | 195 - 277 | 317 | AL-M 315 |
| | | | | 202 - 264 | 305 | BB 212 | 194 - 279 | 320 | AN-M 315 |
| | | | | | | | 239 - 278 | 319 | BB-M 315 |
| | | | | | | | 209 - 279 | 319 | BH-M 315 |
| | 254 - 316 | 357 | ROTA NCK 315; ROTA NCK plus 315 | 243 - 316 | 357 | B 212 | 247 - 329 | 369 | AL-M 315 |
| | | | | 254 - 316 | 357 | BB 212 | 246 - 331 | 372 | AN-M 315 |
| | | | | | | | 291 - 330 | 371 | BB-M 315 |
| | | | | | | | 261 - 331 | 371 | BH-M 315 |
| | | | | 100 - 160 | 384 | B 380; B 15 | 113 - 177 | 399 | ALM 400 |
| | | | | 100 - 160 | 384 | HOH 380; HOH 15 | 113 - 179 | 401 | ANM 400 |
| | | | | 100 - 161 | 385 | HOH 15 K | | | |
| | | | | 158 - 215 | 392 | B 380; B 15 | 168 - 232 | 404 | ALM 400 |
| | | | | 156 - 218 | 390 | HOH 380; HOH 15 | 168 - 234 | 406 | ANM 400 |
| | | | | 152 - 217 | 390 | HOH 15 K | | | |
| | | | | 208 - 270 | 390 | B 380; B 15 | 223 - 291 | 403 | ALM 400 |
| | | | | 210 - 273 | 389 | HOH 380; HOH 15 | 223 - 293 | 405 | ANM 400 |
| | | | | 204 - 272 | 385 | HOH 15 K | | | |
| | | | | 271 - 339 | 395 | B 380; B 15 | 293 - 357 | 409 | ALM 400 |
| | | | | 274 - 340 | 394 | HOH 380; HOH 15 | 293 - 359 | 411 | ANM 400 |
| | | | | 274 - 342 | 395 | HOH 15 K | | | |
| | | | | 334 - 400 | 443 | B 380; B 15 | 353 - 405 | 447 | ALM 400 |
| | | | | 337 - 401 | 446 | HOH 380; HOH 15 | 353 - 405 | 447 | ANM 400 |
| | | | | 333 - 402 | 445 | HOH 15 K | | | |

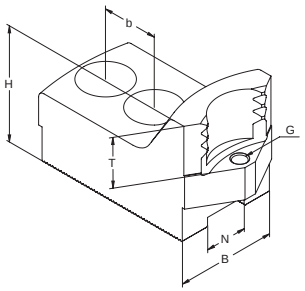


## SZCZĘKI CHWYTAKOWE • MOCOWANIE WEWNĘTRZNE
КУЛАЧКИ ЗУБЧАТЫЕ • ВНУТРЕННИЙ ЗАЖИМ

**CALOWA WIELKOŚĆ KĄTA ZĄBKÓW 1/16" x 90°**
ДЮЙМОВОЕ ЗУБЧАТОЕ СОЕДИНЕНИЕ 1/16" x 90°

STAL СТАЛЬ
90°

- **Możliwość regulacji głębokości mocowania przedmiotu obrabianego „T", za pomocą wymiennych kołków oporowych.**
- **Śruby nie wchodzą w zakres dostawy i muszą być zamawiane oddzielnie.**
- Возможность регулировки глубины крепления обрабатываемой детали «T» при помощи съемных опорных шпилек.
- Эти шпильки не входят в комплект поставки и должны быть заказаны отдельно.

| | Nr produktu / Код продукта | Typ szczęk / Тип кулачков | N | B | H | T | G | b | Śruby / Винты | kg / kpl. / кг / кпл. |
|---|---|---|---|---|---|---|---|---|---|---|
| Ø 160 - 200 mm | 398522703100 | SWKB C160-12-10 | 12 | 32 | 40 | 20 | M 5 | 2 x 15 | M 8 | 0,9 |
| | 398522704400 | SWKB C160-12-11 | 12 | 32 | 40 | 20 | M 5 | 2 x 15 | M 8 | 0,8 |
| | 398522705700 | SWKB C160-12-12 | 12 | 32 | 40 | 20 | M 5 | 2 x 15 | M 8 | 0,8 |
| | 398522710500 | SWKB C160-17-30 | 17 | 35 | 50 | 20 | M 5 | 19 | M 12 | 1,3 |
| | 398522711800 | SWKB C160-17-31 | 17 | 35 | 50 | 20 | M 5 | 19 | M 12 | 1,2 |
| | 398522712000 | SWKB C160-17-32 | 17 | 35 | 50 | 20 | M 5 | 19 | M 12 | 1,1 |
| | 398522713300 | SWKB C160-17-33 | 17 | 40 | 50 | 20 | M 5 | 19 | M 12 | 1,2 |
| | 398522714600 | SWKB C160-17-34 | 17 | 40 | 50 | 20 | M 5 | 19 | M 12 | 1,5 |
| | 398522715900 | SWKB C200-12-70 | 12 | 35 | 50 | 20 | M 6 | 21 | M 12 | 1,8 |
| | 398522716100 | SWKB C200-12-71 | 12 | 35 | 50 | 20 | M 6 | 21 | M 12 | 1,5 |
| | 398522717400 | SWKB C200-12-72 | 12 | 35 | 50 | 20 | M 6 | 21 | M 12 | 1,2 |
| | 398522718700 | SWKB C200-12-73 | 12 | 35 | 50 | 20 | M 6 | 21 | M 12 | 1,2 |
| | 398522719000 | SWKB C200-12-74 | 12 | 35 | 50 | 20 | M 6 | 21 | M 12 | 1,3 |
| | 398522720700 | SWKB C200-12-75 | 12 | 35 | 50 | 20 | M 6 | 21 | M 12 | 1,5 |
| | 398522721000 | SWKB C200-12-76 | 12 | 35 | 50 | 20 | M 6 | 21 | M 12 | 1,9 |

Kołki oporowe / Опорные шпильки str. / стр. 503
Wkładki teowe / Т-образные вкладки str. / стр. 492-501



| | SCHUNK | | | FORKARDT | | | RÖHM | | | SMW-AUTOBLOK | | | BERG | | |
|---|---|---|---|---|---|---|---|---|---|---|---|---|---|---|---|
| | Zakres mocowania / Диапазон зажима | Max. wysięg szczęk / Макс. вылет кулачков | Typ uchwytu / Тип патрона | Zakres mocowania / Диапазон зажима | Max. wysięg szczęk / Макс. вылет кулачков | Typ uchwytu / Тип патрона | Zakres mocowania / Диапазон зажима | Max. wysięg szczęk / Макс. вылет кулачков | Typ uchwytu / Тип патрона | Zakres mocowania / Диапазон зажима | Max. wysięg szczęk / Макс. вылет кулачков | Typ uchwytu / Тип патрона | Zakres mocowania / Диапазон зажима | Max. wysięg szczęk / Макс. вылет кулачков | Typ uchwytu / Тип патрона |
| Ø 160 - 200 mm | 35 - 64 | 171 | HSG 160 | | | | 29 - 63 | 170 | KFD-HS 160 | | | | | | |
| | 32 - 70 | 178 | ROTA NCD 160-165 | | | | 38 - 73 | 188 | KFD-HS 175 | | | | | | |
| | 63 - 104 | 181 | HSG 160 | | | | 64 - 91 | 168 | KFD-HS 160 | | | | | | |
| | 60 - 98 | 176 | ROTA NCD 160-165 | | | | 66 - 102 | 179 | KFD-HS 175 | | | | | | |
| | 83 - 134 | 191 | HSG 160 | | | | 85 - 111 | 168 | KFD-HS 160 | | | | | | |
| | 85 - 118 | 176 | ROTA NCD 160-165 | | | | 86 - 122 | 179 | KFD-HS 175 | | | | | | |
| | 43 - 61 | 173 | HSL 165 | 33 - 52 | 164 | NH/NHF 160 | 28 - 52 | 164 | KFD 160 | 38 - 62 | 175 | HFKS/KFMF 160 | 30 - 48 | 160 | HES/HESH 160 |
| | 38 - 60 | 173 | ROTA NC/TH 165; ROTA NCF/THF 165 | 30 - 55 | 169 | KGH/KGHF 160 | 30 - 52 | 164 | KFD-HF 160 | 30 - 53 | 166 | KDV/KDVG/KFV 160 | 30 - 44 | 156 | KF 160 |
| | | | | 30 - 55 | 169 | KS/KT/KTG 160 | 36 - 52 | 164 | KFH 160 | | | | | | |
| | | | | 41 - 67 | 184 | KGH/KGHF 175 | | | | | | | | | |
| | | | | 41 - 67 | 184 | KSF/KTH 175 | | | | | | | | | |
| | | | | 29 - 59 | 171 | QLC 160 | | | | | | | | | |
| | | | | 33 - 67 | 179 | QLC/QLK 175 | | | | | | | | | |
| | 62 - 82 | 175 | HSL 165 | 52 - 71 | 164 | NH/NHF 160 | 46 - 71 | 164 | KFD 160 | 58 - 82 | 175 | HFKS/KFMF 160 | 46 - 68 | 160 | HES/HESH 160 |
| | 58 - 79 | 173 | ROTA NC/TH 165; ROTA NCF/THF 165 | 50 - 72 | 169 | KGH/KGHF 160 | 49 - 71 | 164 | KFD-HF 160 | 50 - 73 | 166 | KDV/KDVG/KFV 160 | 42 - 64 | 156 | KF 160 |
| | | | | 50 - 72 | 169 | KS/KT/KTG 160 | 55 - 71 | 164 | KFH 160 | | | | | | |
| | | | | 61 - 87 | 184 | KGH/KGHF 175 | | | | | | | | | |
| | | | | 61 - 87 | 184 | KSF/KTH 175 | | | | | | | | | |
| | | | | 43 - 78 | 171 | QLC 160 | | | | | | | | | |
| | | | | 51 - 86 | 179 | QLC/QLK 175 | | | | | | | | | |
| | 83 - 103 | 174 | HSL 165 | 74 - 94 | 164 | NH/NHF 160 | 68 - 94 | 164 | KFD 160 | 80 - 104 | 178 | HFKS/KFMF 160 | 68 - 90 | 160 | HES/HESH 160 |
| | 79 - 102 | 173 | ROTA NC/TH 165; ROTA NCF/THF 165 | 70 - 94 | 169 | KGH/KGHF 160 | 71 - 94 | 164 | KFD-HF 160 | 70 - 93 | 166 | KDV/KDVG/KFV 160 | 64 - 86 | 156 | KF 160 |
| | | | | 70 - 94 | 169 | KS/KT/KTG 160 | 77 - 94 | 164 | KFH 160 | | | | | | |
| | | | | 83 - 109 | 184 | KGH/KGHF 175 | | | | | | | | | |
| | | | | 83 - 109 | 184 | KSF/KTH 175 | | | | | | | | | |
| | | | | 66 - 100 | 171 | QLC 160 | | | | | | | | | |
| | | | | 74 - 108 | 179 | QLC/QLK 175 | | | | | | | | | |
| | 102 - 122 | 182 | HSL 165 | 92 - 112 | 172 | NH/NHF 160 | 86 - 112 | 172 | KFD 160 | 100 - 122 | 183 | HFKS/KFMF 160 | 86 - 110 | 170 | HES/HESH 160 |
| | 98 - 120 | 181 | ROTA NC/TH 165; ROTA NCF/THF 165 | 90 - 114 | 180 | KGH/KGHF 160 | 89 - 112 | 172 | KFD-HF 160 | 90 - 113 | 174 | KDV/KDVG/KFV 160 | 82 - 106 | 166 | KF 160 |
| | | | | 90 - 114 | 180 | KS/KT/KTG 160 | 95 - 112 | 172 | KFH 160 | | | | | | |
| | | | | 103 - 129 | 194 | KGH/KGHF 175 | | | | | | | | | |
| | | | | 103 - 129 | 194 | KSF/KTH 175 | | | | | | | | | |
| | | | | 83 - 119 | 179 | QLC 160 | | | | | | | | | |
| | | | | 91 - 127 | 187 | QLC/QLK 175 | | | | | | | | | |
| | 123 - 143 | 202 | HSL 165 | 114 - 134 | 192 | NH/NHF 160 | 108 - 134 | 192 | KFD 160 | 120 - 144 | 203 | HFKS/KFMF 160 | 106 - 130 | 190 | HES/HESH 160 |
| | 119 - 142 | 201 | ROTA NC/TH 165; ROTA NCF/THF 165 | 115 - 135 | 199 | KGH/KGHF 160 | 111 - 134 | 192 | KFD-HF 160 | 110 - 135 | 194 | KDV/KDVG/KFV 160 | 102 - 126 | 186 | KF 160 |
| | | | | 115 - 135 | 199 | KS/KT/KTG 160 | 117 - 134 | 192 | KFH 160 | | | | | | |
| | | | | 123 - 149 | 214 | KGH/KGHF 175 | | | | | | | | | |
| | | | | 123 - 149 | 214 | KSF/KTH 175 | | | | | | | | | |
| | | | | 105 - 140 | 199 | QLC 160 | | | | | | | | | |
| | | | | 113 - 148 | 207 | QLC/QLK 175 | | | | | | | | | |
| | | | | | | | | | | | | | 38 - 60 | 187 | KH 175 |
| | | | | | | | | | | | | | 52 - 84 | 210 | KH 200 |
| | | | | | | | | | | | | | 52 - 74 | 185 | KH 175 |
| | | | | | | | | | | | | | 66 - 98 | 210 | KH 200 |
| | | | | | | | | | | | | | 74 - 96 | 185 | KH 175 |
| | | | | | | | | | | | | | 88 - 120 | 210 | KH 200 |
| | | | | | | | | | | | | | 96 - 118 | 185 | KH 175 |
| | | | | | | | | | | | | | 110 - 142 | 210 | KH 200 |
| | | | | | | | | | | | | | 118 - 140 | 185 | KH 175 |
| | | | | | | | | | | | | | 132 - 164 | 210 | KH 200 |
| | | | | | | | | | | | | | 140 - 162 | 205 | KH 175 |
| | | | | | | | | | | | | | 150 - 185 | 230 | KH 200 |
| | | | | | | | | | | | | | 160 - 182 | 225 | KH 175 |
| | | | | | | | | | | | | | 174 - 206 | 250 | KH 200 |

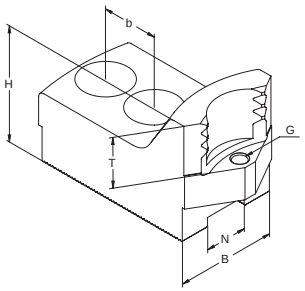


## SZCZĘKI CHWYTAKOWE ▪ MOCOWANIE WEWNĘTRZNE
КУЛАЧКИ ЗУБЧАТЫЕ ▪ ВНУТРЕННИЙ ЗАЖИМ

**CALOWA WIELKOŚĆ KĄTA ZĄBKÓW 1/16" x 90°**
ДЮЙМОВОЕ ЗУБЧАТОЕ СОЕДИНЕНИЕ 1/16" x 90°

STAL СТАЛЬ
90°

- Możliwość regulacji głębokości mocowania przedmiotu obrabianego „T", za pomocą wymiennych kołków oporowych.
- Śruby nie wchodzą w zakres dostawy i muszą być zamawiane oddzielnie.
- Возможность регулировки глубины крепления обрабатываемой детали «T» при помощи съемных опорных шпилек.
- Эти шпильки не входят в комплект поставки и должны быть заказаны отдельно.

Ø 160 - 200 mm

| Nr produktu / Код продукта | Typ szczęk / Тип кулачков | N | B | H | T | G | b | Śruby / Винты | kg / kpl. / кг / кпл. |
|---|---|---|---|---|---|---|---|---|---|
| 398522706000 | SWKB C160-14-01 | 14 | 30 | 47 | 20 | M 6 | 20 | M 10 | 1,2 |
| 398522707200 | SWKB C160-14-02 | 14 | 30 | 47 | 20 | M6 | 20 | M 10 | 1,0 |
| 398522708500 | SWKB C160-14-03 | 14 | 30 | 47 | 20 | M 6 | 20 | M 10 | 0,9 |
| 398522709800 | SWKB C160-14-04 | 14 | 35 | 47 | 20 | M 6 | 20 | M 10 | 1,1 |
| 398522722200 | SWKB C200-17-14 | 17 | 35 | 50 | 25 | M 6 | 22 | M 12 | 1,6 |
| 398522723500 | SWKB C200-17-15 | 17 | 35 | 50 | 25 | M 6 | 22 | M 12 | 1,4 |
| 398522724800 | SWKB C200-17-16 | 17 | 40 | 50 | 25 | M 6 | 22 | M 12 | 1,4 |
| 398522725000 | SWKB C200-17-17 | 17 | 40 | 50 | 25 | M 6 | 22 | M 12 | 1,3 |
| 398522726300 | SWKB C200-17-18 | 17 | 40 | 50 | 25 | M 6 | 22 | M 12 | 1,6 |

Kołki oporowe / Опорные шпильки str. / стр. 503
Wkładki teowe / Т-образные вкладки str. / стр. 492-501



Ø 160 - 200 mm

| SCHUNK | | | FORKARDT | | | RÖHM | | | SMW-AUTOBLOK | | | BERG | | |
|---|---|---|---|---|---|---|---|---|---|---|---|---|---|---|
| Zakres mocowania<br>Диапазон зажима | Max. wysięg szczęk<br>Макс. вылет кулачков | Typ uchwytu<br>Тип патрона | Zakres mocowania<br>Диапазон зажима | Max. wysięg szczęk<br>Макс. вылет кулачков | Typ uchwytu<br>Тип патрона | Zakres mocowania<br>Диапазон зажима | Max. wysięg szczęk<br>Макс. вылет кулачков | Typ uchwytu<br>Тип патрона | Zakres mocowania<br>Диапазон зажима | Max. wysięg szczęk<br>Макс. вылет кулачков | Typ uchwytu<br>Тип патрона | Zakres mocowania<br>Диапазон зажима | Max. wysięg szczęk<br>Макс. вылет кулачков | Typ uchwytu<br>Тип патрона |
| 34 - 66 | 182 | TP 160; RORA TP 160 | | | | | | | 30 - 53 | 176 | GHDN/GHD-FC 165 | | | |
| 33 - 64 | 187 | ROTA NCK plus 165 | | | | | | | 33 - 50 | 171 | AN-D/BH-D 165 | | | |
| | | | | | | | | | 33 - 55 | 177 | AL-D 165 | | | |
| | | | | | | | | | 37 - 61 | 183 | BB-D 175 | | | |
| | | | | | | | | | 30 - 55 | 176 | HFKN-D 165 | | | |
| 56 - 83 | 185 | TP 160; RORA TP 160 | | | | | | | 50 - 76 | 177 | GHDN/GHD-FC 165 | | | |
| 48 - 87 | 189 | ROTA NCK plus 165 | | | | | | | 49 - 72 | 173 | AN-D/BH-D 165 | | | |
| | | | | | | | | | 49 - 78 | 179 | AL-D 165 | | | |
| | | | | | | | | | 60 - 85 | 185 | BB-D 175 | | | |
| | | | | | | | | | 52 - 77 | 178 | HFKN-D 165 | | | |
| 82 - 110 | 186 | TP 160; RORA TP 160 | | | | | | | 76 - 102 | 177 | GHDN/GHD-FC 165 | | | |
| 74 - 114 | 190 | ROTA NCK plus 165 | | | | | | | 76 - 99 | 174 | AN-D | | | |
| | | | | | | | | | 74 - 99 | 174 | BH-D 165 | | | |
| | | | | | | | | | 75 - 105 | 180 | AL-D 165 | | | |
| | | | | | | | | | 86 - 111 | 186 | BB-D 175 | | | |
| | | | | | | | | | 78 - 104 | 179 | HFKN-D 165 | | | |
| 108 - 136 | 193 | TP 160; RORA TP 160 | | | | | | | 102 - 128 | 185 | GHDN/GHD-FC 165 | | | |
| 100 - 140 | 198 | ROTA NCK plus 165 | | | | | | | 101 - 125 | 182 | AN-D | | | |
| | | | | | | | | | 100 - 125 | 182 | BH-D 165 | | | |
| | | | | | | | | | 100 - 131 | 188 | AL-D 165 | | | |
| | | | | | | | | | 112 - 137 | 194 | BB-D 175 | | | |
| | | | | | | | | | 104 - 130 | 187 | HFKN-D 165 | | | |
| 32 - 62 | 210 | HSL 210 | 32 - 57 | 205 | NH/NHF 200 | 32 - 57 | 205 | KFD 200; KFD-HF 200 | 30 - 66 | 215 | HFK/HFKS 200 | 30 - 54 | 204 | HES/HESF 200; KF 200 |
| 32 - 66 | 213 | ROTA NC/TH 210; ROTA NCF/THF 210 | 30 - 56 | 210 | KG/KS/KT 200 | 31 - 57 | 205 | KFH 200 | 30 - 60 | 209 | KDV/KDVG/KFV/KFMF 200 | 30 - 60 | 210 | KHFF 200 |
| 23 - 67 | 216 | ROTA NCD 210 | 34 - 60 | 216 | KGH/KGHF 200 | | | | 30 - 70 | 220 | GHDN/GHD-FC 210 | | | |
| 32 - 73 | 221 | TP 200; ROTA TP 200 | 32 - 66 | 215 | QLC/QLK 200 | | | | 32 - 63 | 211 | AN-D/BH-D 210 | | | |
| 32 - 79 | 228 | ROTA NCK plus 210 | 38 - 71 | 219 | QLC-KS/QLK-KS 200 | | | | 32 - 71 | 219 | AL-D 210 | | | |
| | | | | | | | | | 33 - 65 | 213 | BB-D 210 | | | |
| | | | | | | | | | 34 - 78 | 227 | HFKN-D 210 | | | |
| 60 - 92 | 213 | HSL 210 | 44 - 85 | 205 | NH/NHF 200 | 47 - 85 | 205 | KFD 200 | 50 - 92 | 215 | HFK/HFKS/KDV/KDVG 200 | 50 - 84 | 204 | HES/HESF 200; KF 200 |
| 54 - 96 | 213 | ROTA NC/TH 210; ROTA NCF/THF 210 | 50 - 84 | 208 | KG/KS/KT 200 | 44 - 85 | 205 | KFD-HF 200 | 60 - 88 | 211 | KFV/KFMF 200 | 50 - 90 | 210 | KHFF 200 |
| 43 - 95 | 216 | ROTA NCD 210 | 62 - 88 | 216 | KGH/KGHF 200 | 58 - 85 | 205 | KFH 200 | 60 - 100 | 220 | GHDN/GHD-FC 210 | | | |
| 60 - 100 | 221 | TP 200; ROTA TP 200 | 48 - 94 | 215 | QLC/QLK 200 | | | | 55 - 90 | 211 | AN-D/BH-D 210 | | | |
| 47 - 107 | 228 | ROTA NCK plus 210 | 65 - 98 | 219 | QLC-KS/QLK-KS 200 | | | | 55 - 90 | 219 | AL-D 210 | | | |
| | | | | | | | | | 60 - 92 | 213 | BB-D 210 | | | |
| | | | | | | | | | 61 - 106 | 227 | HFKN-D 210 | | | |
| 88 - 121 | 212 | HSL 210 | 72 - 113 | 204 | NH/NHF 200 | 75 - 113 | 204 | KFD 200 | 80 - 119 | 212 | HFK/HFKS/KDV/KDVG 200 | 80 - 111 | 201 | HES/HESF 200; KF 200 |
| 82 - 124 | 212 | ROTA NC/TH 210; ROTA NCF/THF 210 | 80 - 113 | 207 | KG/KS/KT 200 | 72 - 113 | 204 | KFD-HF 200 | 88 - 117 | 208 | KFV/KFMF 200 | 80 - 117 | 210 | KHFF 200 |
| 70 - 123 | 215 | ROTA NCD 210 | 91 - 117 | 214 | KGH/KGHF 200 | 86 - 113 | 204 | KFH 200 | 85 - 127 | 217 | GHDN/GHD-FC 210 | | | |
| 88 - 129 | 220 | TP 200; ROTA TP 200 | 76 - 123 | 214 | QLC/QLK 200 | | | | 83 - 119 | 210 | AN-D/BH-D 210 | | | |
| 75 - 136 | 231 | ROTA NCK plus 210 | 94 - 127 | 218 | QLC-KS/QLK-KS 200 | | | | 83 - 127 | 218 | AL-D 210 | | | |
| | | | | | | | | | 88 - 121 | 212 | BB-D 210 | | | |
| | | | | | | | | | 89 - 135 | 226 | HFKN-D 210 | | | |
| 117 - 150 | 216 | HSL 210 | 100 - 142 | 208 | NH/NHF 200 | 103 - 142 | 208 | KFD 200 | 110 - 152 | 217 | HFK/HFKS 200 | 110 - 140 | 205 | HES/HESF 200; KF 200 |
| 111 - 153 | 216 | ROTA NC/TH 210; ROTA NCF/THF 210 | 110 - 142 | 211 | KG/KS/KT 200 | 100 - 142 | 208 | KFD-HF 200 | 110 - 148 | 213 | KDV/KDVG 200 | 110 - 146 | 211 | KHFF 200 |
| 99 - 152 | 219 | ROTA NCD 210 | 120 - 146 | 217 | KGH/KGHF 200 | 115 - 142 | 208 | KFH 200 | 114 - 146 | 212 | KFV/KFMF 200 | | | |
| 116 - 158 | 224 | TP 200; ROTA TP 200 | 104 - 152 | 218 | QLC/QLK 200 | | | | 114 - 156 | 221 | GHDN/GHD-FC 210 | | | |
| 103 - 164 | 231 | ROTA NCK plus 210 | 123 - 156 | 222 | QLC-KS/QLK-KS 200 | | | | 112 - 148 | 214 | AN-D/BH-D 210 | | | |
| | | | | | | | | | 112 - 156 | 222 | AL-D 210 | | | |
| | | | | | | | | | 117 - 150 | 216 | BB-D 210 | | | |
| | | | | | | | | | 118 - 163 | 230 | HFKN-D 210 | | | |
| 148 - 181 | 241 | HSL 210 | 130 - 172 | 232 | NH/NHF 200 | 134 - 172 | 232 | KFD 200 | 140 - 181 | 251 | HFK/HFKS 200 | 140 - 169 | 239 | HES/HESF 200; KF 200 |
| 142 - 184 | 240 | ROTA NC/TH 210; ROTA NCF/THF 210 | 140 - 171 | 245 | KG/KS/KT 200 | 130 - 172 | 232 | KFD-HF 200 | 140 - 176 | 247 | KDV/KDVG/KFV/KFMF 200 | 140 - 175 | 245 | KHFF 200 |
| 129 - 183 | 243 | ROTA NCD 210 | 149 - 175 | 252 | KGH/KGHF 200 | 145 - 172 | 232 | KFH 200 | 144 - 185 | 255 | GHDN/GHD-FC 210 | | | |
| 147 - 188 | 248 | TP 200; ROTA TP 200 | 134 - 182 | 242 | QLC/QLK 200 | | | | 142 - 178 | 238 | AN-D/BH-D 210 | | | |
| 133 - 195 | 255 | ROTA NCK plus 210 | 153 - 186 | 246 | QLC-KS/QLK-KS 200 | | | | 142 - 186 | 246 | AL-D 210 | | | |
| | | | | | | | | | 147 - 180 | 240 | BB-D 210 | | | |
| | | | | | | | | | 148 - 194 | 254 | HFKN-D 210 | | | |

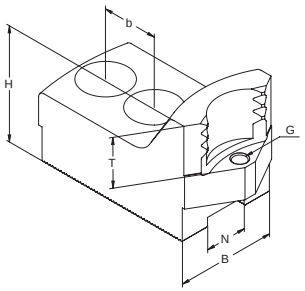


## SZCZĘKI CHWYTAKOWE ▪ MOCOWANIE WEWNĘTRZNE
КУЛАЧКИ ЗУБЧАТЫЕ ▪ ВНУТРЕННИЙ ЗАЖИМ

**CALOWA WIELKOŚĆ KĄTA ZĄBKÓW 1/16" x 90°**
ДЮЙМОВОЕ ЗУБЧАТОЕ СОЕДИНЕНИЕ 1/16" x 90°

STAL СТАЛЬ
90°

- **Możliwość regulacji głębokości mocowania przedmiotu obrabianego „T", za pomocą wymiennych kołków oporowych.**
- **Śruby nie wchodzą w zakres dostawy i muszą być zamawiane oddzielnie.**
- Возможность регулировки глубины крепления обрабатываемой детали «T» при помощи съемных опорных шпилек.
- Эти шпильки не входят в комплект поставки и должны быть заказаны отдельно.

| | Nr produktu / Код продукта | Typ szczęk / Тип кулачков | N | B | H | T | G | b | Śruby / Винты | kg / kpl. / кг / кпл. |
|---|---|---|---|---|---|---|---|---|---|---|
| Ø 250 mm | 398522732400 | SWKB C250-17-06 | 17 | 35 | 55 | 25 | M 6 | 22 | M 12 | 2,1 |
| | 398522733700 | SWKB C250-17-07 | 17 | 35 | 55 | 25 | M 6 | 22 | M 12 | 1,7 |
| | 398522734000 | SWKB C250-17-08 | 17 | 40 | 55 | 25 | M 6 | 22 | M 12 | 1,7 |
| | 398522735200 | SWKB C250-17-09 | 17 | 40 | 55 | 25 | M 6 | 22 | M 12 | 2,2 |
| | 398522736500 | SWKB C250-21-37 | 21 | 50 | 58 | 25 | M 8 | 28 | M 16 | 3,4 |
| | 398522737800 | SWKB C250-21-38 | 21 | 50 | 58 | 25 | M 8 | 28 | M 16 | 2,7 |
| | 398522738000 | SWKB C250-21-39 | 21 | 50 | 58 | 25 | M 8 | 28 | M 16 | 2,5 |
| | 398522739300 | SWKB C250-21-40 | 21 | 50 | 58 | 25 | M 8 | 28 | M 16 | 3,1 |
| | 398522727600 | SWKB C250-16-50 | 16 | 45 | 60 | 22 | M 6 | 29 | M 16 | 3,5 |
| | 398522728900 | SWKB C250-16-51 | 16 | 45 | 60 | 22 | M 6 | 29 | M 16 | 2,9 |
| | 398522729100 | SWKB C250-16-52 | 16 | 45 | 60 | 22 | M 6 | 29 | M 16 | 2,4 |
| | 398522730900 | SWKB C250-16-53 | 16 | 45 | 60 | 22 | M 6 | 29 | M 16 | 2,3 |
| | 398522731100 | SWKB C250-16-54 | 16 | 45 | 60 | 22 | M 6 | 29 | M 16 | 2,7 |

Kołki oporowe / Опорные шпильки str. / стр. 503
Wkładki teowe / Т-образные вкладки str. / стр. 492-501



| | SCHUNK | | | FORKARDT | | | RÖHM | | | SMW-AUTOBLOK | | | BERG | | |
|---|---|---|---|---|---|---|---|---|---|---|---|---|---|---|---|
| | Zakres mocowania<br>Диапазон зажима | Max. wysięg szczęk<br>Макс. вылет кулачков | Typ uchwytu<br>Тип патрона | Zakres mocowania<br>Диапазон зажима | Max. wysięg szczęk<br>Макс. вылет кулачков | Typ uchwytu<br>Тип патрона | Zakres mocowania<br>Диапазон зажима | Max. wysięg szczęk<br>Макс. вылет кулачков | Typ uchwytu<br>Тип патрона | Zakres mocowania<br>Диапазон зажима | Max. wysięg szczęk<br>Макс. вылет кулачков | Typ uchwytu<br>Тип патрона | Zakres mocowania<br>Диапазон зажима | Max. wysięg szczęk<br>Макс. вылет кулачков | Typ uchwytu<br>Тип патрона |
| Ø 250 mm | 58 - 89 | 260 | HSG 250 | 40 - 82 | 261 | NFH 250-65 (Index) | 35 - 84 | 274 | KFD-HS 250; KFL 250 | | | | | | |
| | 52 - 118 | 274 | ROTA NCK plus 250 | 40 - 82 | 261 | KL/KS 250 (Monforts) | | | | | | | | | |
| | 89 - 138 | 259 | HSG 250 | 70 - 133 | 262 | NFH 250-65 (Index) | 70 - 133 | 255 | KFD-HS 250 | | | | | | |
| | 68 - 133 | 255 | ROTA NCK plus 250 | 70 - 133 | 262 | KL/KS 250 (Monforts) | 68 - 133 | 255 | KFL 250 | | | | | | |
| | 148 - 196 | 266 | HSG 250 | 130 - 192 | 270 | NFH 250-65 (Index) | 130 - 192 | 262 | KFD-HS 250 | | | | | | |
| | 126 - 192 | 262 | ROTA NCK plus 250 | 130 - 193 | 270 | KL/KS 250 (Monforts) | 126 - 192 | 262 | KFL 250 | | | | | | |
| | 182 - 231 | 301 | HSG 250 | 160 - 227 | 305 | NFH 250-65 (Index) | 164 - 227 | 297 | KFD-HS 250 | | | | | | |
| | 160 - 227 | 297 | ROTA NCK plus 250 | 160 - 227 | 305 | KL/KS 250 (Monforts) | 160 - 227 | 297 | KFL 250 | | | | | | |
| | 49 - 93 | 264 | HSL 250 | 41 - 83 | 251 | NH/NHF 250 | 49 - 90 | 258 | KFD 250 | 53 - 99 | 264 | HFK/HFKS 250 | 43 - 88 | 253 | HES 250; HESF 250; KHFF 250 |
| | 47 - 95 | 264 | ROTA NC/TH 250; ROTA NCF/THF 250 | 40 - 89 | 260 | KG/KL/KT 250 | 46 - 90 | 258 | KFD-HF 250; KFH 250 | 48 - 94 | 262 | KFV/KFMF 250 | 40 - 85 | 250 | KF 250 |
| | 40 - 104 | 273 | ROTA NCD 250 | 40 - 89 | 260 | KTGF/KTN 250 | | | | 45 - 98 | 263 | GHDN/GHD-FC 250 | | | |
| | 54 - 110 | 279 | TP 250; ROTA TP 250 | 43 - 97 | 265 | QLC/QLK 250 | | | | 48 - 89 | 258 | AN-D/BH-D 250 | | | |
| | | | | | | | | | | 48 - 100 | 268 | AL-D 250 | | | |
| | | | | | | | | | | 57 - 90 | 258 | BB-D 250 | | | |
| | | | | | | | | | | 40 - 90 | 258 | HFKN-D 260 | | | |
| | | | | | | | | | | 56 - 88 | 267 | BHD-FC 250 | | | |
| | 88 - 133 | 261 | HSL 250 | 69 - 123 | 251 | NH/NHF 250 | 82 - 130 | 258 | KFD 250 | 91 - 138 | 266 | HFK/HFKS 250 | 81 - 127 | 255 | HES 250; HESF 250; KHFF 250 |
| | 86 - 135 | 264 | ROTA NC/TH 250; ROTA NCF/THF 250 | 76 - 128 | 262 | KG/KL/KT 250 | 88 - 130 | 258 | KFD-HF 250; KFH 250 | 88 - 134 | 263 | KFV/KFMF 250 | 76 - 124 | 252 | KF 250 |
| | 80 - 144 | 273 | ROTA NCD 250 | 76 - 128 | 262 | KTGF/KTN 250 | | | | 83 - 137 | 265 | GHDN/GHD-FC 250 | | | |
| | 94 - 150 | 279 | TP 250; ROTA TP 250 | 82 - 137 | 265 | QLC/QLK 250 | | | | 87 - 130 | 258 | AN-D/BH-D 250 | | | |
| | | | | | | | | | | 87 - 140 | 268 | AL-D 250 | | | |
| | | | | | | | | | | 97 - 130 | 258 | BB-D 250 | | | |
| | | | | | | | | | | 79 - 130 | 258 | HFKN-D 260 | | | |
| | | | | | | | | | | 95 - 128 | 257 | BHD-FC 250 | | | |
| | 138 - 182 | 269 | HSL 250 | 118 - 173 | 253 | NH/NHF 250 | 131 - 179 | 260 | KFD 250 | 138 - 188 | 268 | HFK/HFKS 250 | 128 - 177 | 257 | HES 250; HESF 250; KHFF 250 |
| | 136 - 184 | 266 | ROTA NC/TH 250; ROTA NCF/THF 250 | 125 - 178 | 264 | KG/KL/KT 250 | 134 - 179 | 260 | KFD-HF 250 | 135 - 183 | 265 | KFV/KFMF 250 | 124 - 174 | 254 | KF 250 |
| | 129 - 193 | 273 | ROTA NCD 250 | 125 - 178 | 264 | KTGF/KTN 250 | 135 - 179 | 260 | KFH 250 | 132 - 187 | 267 | GHDN/GHD-FC 250 | | | |
| | 144 - 200 | 281 | TP 250; ROTA TP 250 | 131 - 186 | 267 | QLC/QLK 250 | | | | 137 - 179 | 260 | AN-D/BH-D 250 | | | |
| | | | | | | | | | | 137 - 189 | 270 | AL-D 250 | | | |
| | | | | | | | | | | 146 - 179 | 260 | BB-D 250 | | | |
| | | | | | | | | | | 128 - 179 | 260 | HFKN-D 260 | | | |
| | | | | | | | | | | 145 - 177 | 259 | BHD-FC 250 | | | |
| | 182 - 229 | 300 | HSL 250 | 164 - 220 | 290 | NH/NHF 250 | 178 - 226 | 297 | KFD 250 | 187 - 235 | 305 | HFK/HFKS 250 | 176 - 224 | 294 | HES 250; HESF 250; KHFF 250 |
| | 182 - 231 | 303 | ROTA NC/TH 250; ROTA NCF/THF 250 | 170 - 225 | 301 | KG/KL/KT 250 | 181 - 226 | 297 | KFD-HF 250; KFH 250 | 183 - 230 | 303 | KFV/KFMF 250 | 168 - 221 | 291 | KF 250 |
| | 174 - 241 | 312 | ROTA NCD 250 | 170 - 225 | 301 | KTGF/KTN 250 | | | | 180 - 234 | 304 | GHDN/GHD-FC 250 | | | |
| | 190 - 247 | 318 | TP 250; ROTA TP 250 | 178 - 233 | 304 | QLC/QLK 250 | | | | 183 - 226 | 297 | AN-D/BH-D 250 | | | |
| | | | | | | | | | | 183 - 236 | 307 | AL-D 250 | | | |
| | | | | | | | | | | 193 - 226 | 297 | BB-D 250 | | | |
| | | | | | | | | | | 174 - 226 | 297 | HFKN-D 260 | | | |
| | | | | | | | | | | 191 - 225 | 297 | BHD-FC 250 | | | |
| | | | | | | | | | | | | | 50 - 100 | 320 | KH 250 |
| | | | | | | | | | | | | | 50 - 164 | 384 | KH 315 |
| | | | | | | | | | | | | | 92 - 126 | 266 | KH 250 |
| | | | | | | | | | | | | | 118 - 186 | 326 | KH 315 |
| | | | | | | | | | | | | | 126 - 160 | 266 | KH 250 |
| | | | | | | | | | | | | | 148 - 216 | 322 | KH 315 |
| | | | | | | | | | | | | | 160 - 194 | 266 | KH 250 |
| | | | | | | | | | | | | | 189 - 154 | 326 | KH 315 |
| | | | | | | | | | | | | | 194 - 228 | 286 | KH 250 |
| | | | | | | | | | | | | | 220 - 288 | 346 | KH 315 |

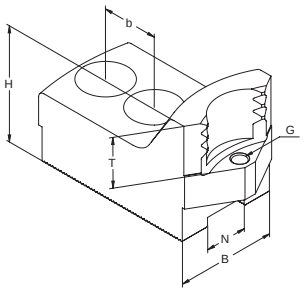


## SZCZĘKI CHWYTAKOWE • MOCOWANIE WEWNĘTRZNE
КУЛАЧКИ ЗУБЧАТЫЕ • ВНУТРЕННИЙ ЗАЖИМ

**CALOWA WIELKOŚĆ KĄTA ZĄBKÓW 1/16" x 90°**
ДЮЙМОВОЕ ЗУБЧАТОЕ СОЕДИНЕНИЕ 1/16" x 90°

STAL СТАЛЬ
90°

- **Możliwość regulacji głębokości mocowania przedmiotu obrabianego „T", za pomocą wymiennych kołków oporowych.**
- **Śruby nie wchodzą w zakres dostawy i muszą być zamawiane oddzielnie.**
- Возможность регулировки глубины крепления обрабатываемой детали «T» при помощи съемных опорных шпилек.
- Эти шпильки не входят в комплект поставки и должны быть заказаны отдельно.

| | Nr produktu / Код продукта | Typ szczęk / Тип кулачков | N | B | H | T | G | b | Śruby / Винты | kg / kpl. / кг / кпл. |
|---|---|---|---|---|---|---|---|---|---|---|
| Ø 315 mm | 398522740000 | SWKB C315-21-10 | 21 | 50 | 58 | 25 | M 8 | 28 | M 16 | 4,3 |
| | 398522741300 | SWKB C315-21-11 | 21 | 50 | 58 | 25 | M 8 | 28 | M 16 | 3,3 |
| | 398522742600 | SWKB C315-21-12 | 21 | 50 | 58 | 25 | M 8 | 28 | M 16 | 2,9 |
| | 398522743900 | SWKB C315-21-13 | 21 | 50 | 58 | 25 | M 8 | 28 | M 16 | 3,9 |
| | 398522740000 | SWKB C315-21-10 | 21 | 50 | 58 | 25 | M 8 | 28 | M 16 | 4,3 |
| | 398522741300 | SWKB C315-21-11 | 21 | 50 | 58 | 25 | M 8 | 28 | M 16 | 3,3 |
| | 398522742600 | SWKB C315-21-12 | 21 | 50 | 58 | 25 | M 8 | 28 | M 16 | 2,9 |
| | 398522743900 | SWKB C315-21-13 | 21 | 50 | 58 | 25 | M 8 | 28 | M 16 | 3,9 |

Kołki oporowe / Опорные шпильки str. / стр. 503

Wkładki teowe / Т-образные вкладки str. / стр. 492-501





Materiał szczęk / Материал кулачков
Wielkość kąta ząbków / Зубчатое соединение



| | SCHUNK | | | FORKARDT | | | RÖHM | | | SMW-AUTOBLOK | | | BERG | | |
|---|---|---|---|---|---|---|---|---|---|---|---|---|---|---|---|
| | Zakres mocowania | Max. wysięg szczęk | Typ uchwytu | Zakres mocowania | Max. wysięg szczęk | Typ uchwytu | Zakres mocowania | Max. wysięg szczęk | Typ uchwytu | Zakres mocowania | Max. wysięg szczęk | Typ uchwytu | Zakres mocowania | Max. wysięg szczęk | Typ uchwytu |
| | Диапазон зажима | Макс. вылет кулачков | Тип патрона | Диапазон зажима | Макс. вылет кулачков | Тип патрона | Диапазон зажима | Макс. вылет кулачков | Тип патрона | Диапазон зажима | Макс. вылет кулачков | Тип патрона | Диапазон зажима | Макс. вылет кулачков | Тип патрона |
| Ø 315 mm | 63 - 130 | 330 | HSG 315 | 47 - 131 | 332 | NH/NHF 315 | 50 - 117 | 316 | KFD 315 | 50 - 122 | 321 | HFK/HFKS 315 | 50 - 113 | 312 | HES 315; HESF 315 |
| | 54 - 136 | 337 | HSL 315 | 50 - 112 | 318 | KG/KS/KT 315 | 50 - 119 | 318 | KFD-HF 315 | 50 - 125 | 324 | KFMF 315 | 50 - 110 | 309 | KF 315 |
| | 51 - 132 | 333 | ROTA NC/TH 315; ROTA NCF/THF 315 | 47 - 136 | 337 | QLC/QLK 315 | 47 - 118 | 317 | KFD-HS 315 | 47 - 138 | 339 | AL-D 315 | 50 - 115 | 314 | KHFF 315 |
| | 49 - 137 | 338 | ROTA NCD 315 | 50 - 146 | 353 | NHF 400 S 12 | 46 - 119 | 318 | KFH 315 | 47 - 126 | 327 | AN-D 315 | | | |
| | 59 - 151 | 353 | TP 315; ROTA TP 315 | 50 - 146 | 353 | KS/KSH/KSHF 400 | 47 - 117 | 316 | KFL 315 | 82 - 125 | 326 | BB-D 315 | | | |
| | 46 - 135 | 336 | ROTA NCK plus 315 | | | | | | | 52 - 126 | 327 | BH-D 315 | | | |
| | | | | | | | | | | 68 - 168 | 339 | HFKN-D 315 | | | |
| | | | | | | | | | | 56 - 122 | 322 | BHD-FC 315 | | | |
| | 120 - 187 | 331 | HSG 315 | 93 - 189 | 345 | NH/NHF 315 | 100 - 176 | 320 | KFD 315 | 100 - 181 | 325 | HFK/HFKS 315 | 110 - 172 | 316 | HES 315; HESF 315 |
| | 113 - 187 | 354 | HSL 315 | 100 - 171 | 322 | KG/KS/KT 315 | 107 - 178 | 322 | KFD-HF 315 | 105 - 185 | 329 | KFMF 315 | 100 - 169 | 313 | KF 315 |
| | 107 - 189 | 346 | ROTA NC/TH 315; ROTA NCF/THF 315 | 92 - 194 | 350 | QLC/QLK 315 | 100 - 177 | 321 | KFD-HS 315 | 96 - 196 | 352 | AL-D 315 | 100 - 174 | 318 | KHFF 315 |
| | 105 - 195 | 351 | ROTA NCD 315 | 110 - 255 | 407 | NHF 400 S 12 | 104 - 178 | 322 | KFH 315 | 96 - 184 | 340 | AN-D 315 | | | |
| | 111 - 209 | 366 | TP 315; ROTA TP 315 | 110 - 255 | 407 | KS/KSH/KSHF 400 | 100 - 176 | 320 | KFL 315 | 140 - 183 | 339 | BB-D 315 | | | |
| | 104 - 192 | 349 | ROTA NCK plus 315 | | | | | | | 110 - 184 | 340 | BH-D 315 | | | |
| | | | | | | | | | | 126 - 196 | 352 | HFKN-D 315 | | | |
| | | | | | | | | | | 117 - 183 | 340 | BHD-FC 315 | | | |
| | 187 - 253 | 330 | HSG 315 | 157 - 255 | 331 | NH/NHF 315 | 170 - 242 | 318 | KFD 315 | 165 - 247 | 323 | HFK/HFKS 315 | 172 - 238 | 314 | HES 315; HESF 315 |
| | 178 - 263 | 340 | HSL 315 | 160 - 237 | 320 | KG/KS/KT 315 | 170 - 244 | 320 | KFD-HF 315 | 175 - 248 | 322 | KFMF 315 | 168 - 235 | 311 | KF 315 |
| | 174 - 255 | 332 | ROTA NC/TH 315; ROTA NCF/THF 315 | 156 - 260 | 336 | QLC/QLK 315 | 170 - 243 | 319 | KFD-HS 315 | 161 - 262 | 338 | AL-D 315 | 168 - 240 | 316 | KHFF 315 |
| | 171 - 261 | 337 | ROTA NCD 315 | | | | 169 - 244 | 320 | KFH 315 | 160 - 250 | 326 | AN-D 315 | | | |
| | 176 - 275 | 352 | TP 315; ROTA TP 315 | | | | 170 - 242 | 318 | KFL 315 | 205 - 249 | 325 | BB-D 315 | | | |
| | 169 - 258 | 335 | ROTA NCK plus 315 | | | | | | | 175 - 250 | 326 | BH-D 315 | | | |
| | | | | | | | | | | 191 - 262 | 338 | HFKN-D 315 | | | |
| | | | | | | | | | | 183 - 250 | 326 | BHD-FC 315 | | | |
| | 251 - 317 | 389 | HSG 315 | 221 - 319 | 391 | NH/NHF 315 | 220 - 294 | 366 | KFD 315 | 228 - 299 | 371 | HFK/HFKS 315 | 234 - 290 | 362 | HES 315; HESF 315 |
| | 242 - 315 | 388 | HSL 315 | 220 - 290 | 368 | KG/KS/KT 315 | 226 - 296 | 368 | KFD-HF 315 | 235 - 300 | 372 | KFMF 315 | 220 - 287 | 359 | KF 315 |
| | 237 - 315 | 388 | ROTA NC/TH 315; ROTA NCF/THF 315 | 220 - 324 | 396 | QLC/QLK 315 | 222 - 295 | 367 | KFD-HS 315 | 225 - 326 | 398 | AL-D 315 | 220 - 292 | 364 | KHFF 315 |
| | 233 - 315 | 387 | ROTA NCD 315 | 237 - 375 | 453 | NHF 400 S 12 | 233 - 296 | 368 | KFH 315 | 224 - 314 | 386 | AN-D 315 | | | |
| | 241 - 315 | 390 | TP 315; ROTA TP 315 | 237 - 375 | 453 | KS/KSH/KSHF 400 | 222 - 294 | 366 | KFL 315 | 269 - 313 | 385 | BB-D 315 | | | |
| | 233 - 315 | 395 | ROTA NCK plus 315 | | | | | | | 240 - 314 | 386 | BH-D 315 | | | |
| | | | | | | | | | | 255 - 315 | 387 | HFKN-D 315 | | | |
| | | | | | | | | | | 248 - 313 | 385 | BHD-FC 315 | | | |
| | | | | | | | 50 - 146 | 345 | KFL 400 | 95 - 216 | 408 | BHD-FC 400 | | | |
| | | | | | | | 100 - 255 | 399 | KFL 400 | 152 - 274 | 416 | BHD-FC 400 | | | |
| | | | | | | | | | | 219 - 340 | 410 | BHD-FC 400 | | | |
| | | | | | | | 222 - 373 | 445 | KFL 400 | 283 - 390 | 462 | BHD-FC 400 | | | |

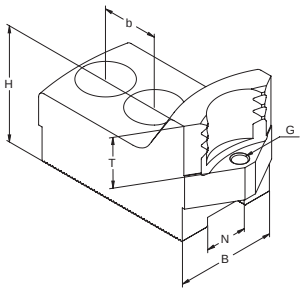


## SZCZĘKI CHWYTAKOWE • MOCOWANIE WEWNĘTRZNE
КУЛАЧКИ ЗУБЧАТЫЕ • ВНУТРЕННИЙ ЗАЖИМ

**CALOWA WIELKOŚĆ KĄTA ZĄBKÓW 3/32" x 90°**
ДЮЙМОВОЕ ЗУБЧАТОЕ СОЕДИНЕНИЕ 3/32" x 90°

STAL СТАЛЬ
90°

- **Możliwość regulacji głębokości mocowania przedmiotu obrabianego „T", za pomocą wymiennych kołków oporowych.**
- **Śruby nie wchodzą w zakres dostawy i muszą być zamawiane oddzielnie.**
- Возможность регулировки глубины крепления обрабатываемой детали «T» при помощи съемных опорных шпилек.
- Эти шпильки не входят в комплект поставки и должны быть заказаны отдельно.

| | Nr produktu / Код продукта | Typ szczęk / Тип кулачков | N | B | H | T | G | b | Śruby / Винты | kg / kpl. / кг / кпл. |
|---|---|---|---|---|---|---|---|---|---|---|
| Ø 400 mm | 398522744100 | SWKB C400-25,5-11 | 25,5 | 60 | 78 | 33 | M 8 | 35 | M 20 | 8,1 |
| | 398522746700 | SWKB C400-25,5-13 | 25,5 | 60 | 78 | 33 | M 8 | 35 | M 20 | 6,9 |
| | 398522747000 | SWKB C400-25,5-14 | 25,5 | 60 | 78 | 33 | M 8 | 35 | M 20 | 6,0 |
| | 398522748200 | SWKB C400-25,5-15 | 25,5 | 60 | 78 | 33 | M 8 | 35 | M 20 | 7,1 |
| | 398522745400 | SWKB C400-25,5-12 | 25,5 | 60 | 78 | 33 | M 8 | 35 | M 20 | 9,9 |
| | 398522746700 | SWKB C400-25,5-13 | 25,5 | 60 | 78 | 33 | M 8 | 35 | M 20 | 6,9 |
| | 398522747000 | SWKB C400-25,5-14 | 25,5 | 60 | 78 | 33 | M 8 | 35 | M 20 | 6 |
| | 398522748200 | SWKB C400-25,5-15 | 25,5 | 60 | 78 | 33 | M 8 | 35 | M 20 | 7,1 |
| | 398522749500 | SWKB C400-25,5-16 | 25,5 | 60 | 78 | 33 | M 8 | 35 | M 20 | 7,1 |

Kołki oporowe str. 503
Опорные шпильки стр.

Wkładki teowe str. 492-501
Т-образные вкладки стр.



| | SCHUNK | | | FORKARDT | | | RÖHM | | | SMW-AUTOBLOK | | | BERG | | |
|---|---|---|---|---|---|---|---|---|---|---|---|---|---|---|---|
| | Zakres mocowania / Диапазон зажима | Max. wysięg szczęk / Макс. вылет кулачков | Typ uchwytu / Тип патрона | Zakres mocowania / Диапазон зажима | Max. wysięg szczęk / Макс. вылет кулачков | Typ uchwytu / Тип патрона | Zakres mocowania / Диапазон зажима | Max. wysięg szczęk / Макс. вылет кулачков | Typ uchwytu / Тип патрона | Zakres mocowania / Диапазон зажима | Max. wysięg szczęk / Макс. вылет кулачков | Typ uchwytu / Тип патрона | Zakres mocowania / Диапазон зажима | Max. wysięg szczęk / Макс. вылет кулачков | Typ uchwytu / Тип патрона |
| Ø 400 mm | 65 - 165 | 429 | HSG 400 | 57 - 158 | 422 | NH/NHF 400 | 70 - 156 | 420 | KFD 400 | 75 - 187 | 452 | HFK/HFKS 400 | 70 - 150 | 414 | HES 400; KF 400; KHFF 400 |
| | 86 - 158 | 440 | HSL 400 | 70 - 150 | 414 | KG/KL 400; KT/KTGF 400 | 70 - 156 | 420 | KFD-HF 400 | 74 - 166 | 434 | AL-D 400; AN-D 400 | | | |
| | 75 - 157 | 438 | ROTA NC/TH 400; ROTA NCF/THF 400 | 60 - 156 | 420 | QLC/QLK 400 | 67 - 156 | 420 | KFD-HS 400 | 71 - 187 | 452 | HFKN-D 400 | | | |
| | 60 - 161 | 426 | ROTA NCD 400 | | | | 70 - 156 | 420 | KFH 400 | 73 - 156 | 420 | BH-D 400 | | | |
| | | | | | | | | | | 73 - 215 | 480 | BH-D 450 | | | |
| | 140 - 220 | 445 | HSG 400 | 126 - 233 | 452 | NH/NHF 400 | 150 - 231 | 456 | KFD 400 | 150 - 263 | 488 | HFK/HFKS 400 | 150 - 230 | 454 | HES 400; KF 400; KHFF 400 |
| | 158 - 233 | 455 | HSL 400 | 150 - 230 | 454 | KG/KL 400; KT/KTGF 400 | 150 - 231 | 456 | KFD-HF 400 | 150 - 241 | 470 | AL-D 400; AN-D 400 | | | |
| | 148 - 248 | 474 | ROTA NC/TH 400; ROTA NCF/THF 400 | 134 - 231 | 456 | QLC/QLK 400 | 150 - 231 | 456 | KFD-HS 400 | 145 - 263 | 488 | HFKN-D 400 | | | |
| | 134 - 236 | 462 | ROTA NCD 400 | | | | 148 - 231 | 456 | KFH 400 | 148 - 231 | 456 | BH-D 400 | | | |
| | | | | | | | | | | 148 - 291 | 516 | BH-D 450 | | | |
| | 225 - 325 | 446 | HSG 400 | 209 - 317 | 438 | NH/NHF 400 | 224 - 315 | 436 | KFD 400 | 234 - 347 | 468 | HFK/HFKS 400 | 230 - 310 | 430 | HES 400; KF 400; KHFF 400 |
| | 241 - 317 | 438 | HSL 400 | 230 - 310 | 430 | KG/KL 400; KT/KTGF 400 | 221 - 315 | 436 | KFD-HF 400 | 235 - 325 | 450 | AL-D 400; AN-D 400 | | | |
| | 232 - 317 | 454 | ROTA NC/TH 400; ROTA NCF/THF 400 | 217 - 315 | 436 | QLC/QLK 400 | 225 - 315 | 436 | KFD-HS 400 | 229 - 347 | 468 | HFKN-D 400 | | | |
| | 217 - 321 | 442 | ROTA NCD 400 | | | | 226 - 315 | 436 | KFH 400 | 232 - 315 | 436 | BH-D 400 | | | |
| | | | | | | | | | | 232 - 375 | 496 | BH-D 450 | | | |
| | 295 - 295 | 486 | HSG 400 | 279 - 388 | 479 | NH/NHF 400 | 279 - 386 | 477 | KFD 400 | 304 - 400 | 491 | HFK/HFKS 400 | 310 - 380 | 470 | HES 400; KF 400; KHFF 400 |
| | 314 - 383 | 479 | HSL 400 | 310 - 380 | 470 | KG/KL 400; KT/KTGF 400 | 291 - 386 | 477 | KFD-HF 400 | 303 - 396 | 491 | AL-D 400; AN-D 400 | | | |
| | 299 - 388 | 495 | ROTA NC/TH 400; ROTA NCF/THF 400 | 287 - 386 | 477 | QLC/QLK 400 | 295 - 386 | 477 | KFD-HS 400 | 299 - 400 | 491 | HFKN-D 400 | | | |
| | 297 - 391 | 483 | ROTA NCD 400 | | | | 287 - 386 | 477 | KFH 400 | 302 - 386 | 477 | BH-D 400 | | | |
| | | | | | | | | | | 302 - 446 | 597 | BH-D 450 | | | |
| | 86 - 220 | 429 | HSG 500 | 74 - 230 | 572 | NH/NHF 500 | 96 - 220 | 564 | KFD 500 | 120 - 260 | 540 | HFK/HFKS 500 | 100 - 200 | 540 | HES 500; KF 500 |
| | 108 - 205 | 587 | ROTA NC/TH 500; ROTA NCF/THF 500 | 74 - 226 | 568 | KS 500 | 100 - 206 | 548 | KFH 500 | 100 - 250 | 540 | HFKN-D 500 | 100 - 200 | 540 | HES 630; KF 630 |
| | 74 - 234 | 577 | ROTA NCD 500 | 100 - 200 | 540 | KT/KTGF 630 | 100 - 220 | 562 | KFD-HF 500 | 111 - 245 | 587 | BH-D 500 | | | |
| | | | | 90 - 260 | 620 | NH/NHF 630 | 100 - 220 | 568 | KFD-HS 500 | | | | | | |
| | 186 - 320 | 445 | HSG 500 | 165 - 330 | 556 | NH/NHF 500 | 200 - 300 | 524 | KFD 500 | 191 - 342 | 568 | HFK/HFKS 500 | 200 - 300 | 524 | HES 500; KF 500 |
| | 206 - 345 | 571 | ROTA NC/TH 500; ROTA NCF/THF 500 | 184 - 326 | 552 | KS 500 | 190 - 310 | 534 | KFH 500 | 175 - 340 | 524 | HFKN-D 500 | 200 - 300 | 524 | HES 630; KF 630 |
| | 133 - 334 | 561 | ROTA NCD 500 | 200 - 300 | 524 | KT/KTGF 630 | 195 - 315 | 540 | KFD-HF 500 | 270 - 345 | 571 | BH-D 500 | | | |
| | | | | 190 - 400 | 626 | NH/NHF 630 | 190 - 310 | 535 | KFD-HS 500 | | | | | | |
| | 270 - 425 | 446 | HSG 500 | 248 - 414 | 536 | NH/NHF 500 | 270 - 380 | 528 | KFD 500 | 275 - 426 | 548 | HFK/HFKS 500 | 300 - 380 | 500 | HES 500; KF 500 |
| | 290 - 429 | 551 | ROTA NC/TH 500; ROTA NCF/THF 500 | 265 - 385 | 517 | KS 500 | 300 - 390 | 526 | KFH 500 | 260 - 425 | 548 | HFKN-D 500 | 300 - 380 | 500 | HES 630; KF 630 |
| | 216 - 419 | 541 | ROTA NCD 500 | 300 - 380 | 500 | KT/KTGF 630 | 270 - 390 | 526 | KFD-HF 500 | 294 - 429 | 551 | BH-D 500 | | | |
| | | | | 275 - 510 | 632 | NH/NHF 630 | 270 - 390 | 526 | KFD-HS 500 | | | | | | |
| | 340 - 495 | 486 | HSG 500 | 319 - 450 | 540 | NH/NHF 500 | 350 - 430 | 520 | KFD 500 | 346 - 498 | 520 | HFK/HFKS 500 | 350 - 430 | 520 | HES 500; KF 500 |
| | 360 - 500 | 592 | ROTA NC/TH 500; ROTA NCF/THF 500 | 249 - 450 | 520 | KS 500 | 340 - 430 | 520 | KFH 500 | 330 - 495 | 589 | HFKN-D 500 | 350 - 450 | 540 | HES 630; KF 630 |
| | 286 - 490 | 582 | ROTA NCD 500 | 350 - 430 | 520 | KT/KTGF 630 | 340 - 440 | 530 | KFD-HF 500 | 365 - 501 | 592 | BH-D 500 | | | |
| | | | | 345 - 615 | 707 | NH/NHF 630 | 340 - 435 | 535 | KFD-HS 500 | | | | | | |
| | 440 - 500 | 637 | ROTA NC/TH 500; ROTA NCF/THF 500 | 398 - 565 | 596 | NH/NHF 500 | 420 - 500 | 596 | KFD 500 | | | | 430 - 500 | 596 | HES 500; KF 500 |
| | 366 - 500 | 633 | ROTA NCD 500 | 329 - 500 | 596 | KS 500 | 400 - 500 | 596 | KFH 500 | | | | 450 - 560 | 656 | HES 630; KF 630 |
| | | | | 430 - 560 | 656 | KT/KTGF 630 | 420 - 500 | 596 | KFD-HF 500 | | | | | | |
| | | | | | | | 420 - 500 | 596 | KFD-HS 500 | | | | | | |

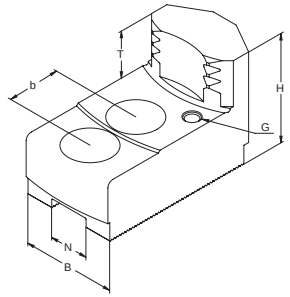


## SZCZĘKI CHWYTAKOWE • MOCOWANIE ZEWNĘTRZNE
КУЛАЧКИ ЗУБЧАТЫЕ • ВНЕШНИЙ ЗАЖИМ

**CALOWA WIELKOŚĆ KĄTA ZĄBKÓW 1/16" x 90°**
ДЮЙМОВОЕ ЗУБЧАТОЕ СОЕДИНЕНИЕ 1/16" x 90°

STAL СТАЛЬ
90°

- Możliwość regulacji głębokości mocowania przedmiotu obrabianego „T", za pomocą wymiennych kołków oporowych.
- Śruby nie wchodzą w zakres dostawy i muszą być zamawiane oddzielnie.
- Возможность регулировки глубины крепления обрабатываемой детали «T» при помощи съемных опорных шпилек.
- Эти шпильки не входят в комплект поставки и должны быть заказаны отдельно.

| | Nr produktu / Код продукта | Typ szczęk / Тип кулачков | N | B | H | T | G | b | Śruby / Винты | kg / kpl. / кг / кпл. |
|---|---|---|---|---|---|---|---|---|---|---|
| Ø 200 mm | 398522600200 | SZKB C200-17-10 | 17 | 35 | 50 | 20 | M 6 | 22 | M 12 | 1,6 |
| Ø 200 mm | 398522601500 | SZKB C200-17-11 | 17 | 40 | 50 | 20 | M 6 | 22 | M 12 | 1,8 |
| Ø 200 mm | 398522602800 | SZKB C200-17-12 | 17 | 40 | 50 | 20 | M 6 | 22 | M 12 | 1,5 |

Kołki oporowe / Опорные шпильки str. / стр. 503
Wkładki teowe / Т-образные вкладки str. / стр. 492-501



| | SCHUNK | | | FORKARDT | | | RÖHM | | | SMW-AUTOBLOK | | | BERG | | |
|---|---|---|---|---|---|---|---|---|---|---|---|---|---|---|---|
| | Zakres mocowania | Max. wysięg szczęk | Typ uchwytu | Zakres mocowania | Max. wysięg szczęk | Typ uchwytu | Zakres mocowania | Max. wysięg szczęk | Typ uchwytu | Zakres mocowania | Max. wysięg szczęk | Typ uchwytu | Zakres mocowania | Max. wysięg szczęk | Typ uchwytu |
| | Диапазон зажима | Макс. вылет кулачков | Тип патрона | Диапазон зажима | Макс. вылет кулачков | Тип патрона | Диапазон зажима | Макс. вылет кулачков | Тип патрона | Диапазон зажима | Макс. вылет кулачков | Тип патрона | Диапазон зажима | Макс. вылет кулачков | Тип патрона |
| Ø 200 mm | 69 - 102 | 215 | HSL 210 | 62 - 93 | 206 | NH/NHF 200 | 62 - 93 | 206 | KFD 200 | 60 - 103 | 215 | HFK/HFKS 200 | 60 - 91 | 203 | HES/HESF 200; KF 200 |
| | 61 - 103 | 216 | ROTA NC/TH 210; ROTA NCF/THF 210 | 60 - 93 | 209 | KG/KS/KT 200 | 62 - 93 | 206 | KFD-HF 200 | 62 - 95 | 208 | KFMF/KFV 200 | 60 - 97 | 209 | KHFF 200 |
| | 62 - 104 | 217 | ROTA NCD 210 | 73 - 97 | 210 | KGH/KGHF 200 | 66 - 93 | 206 | KFH 200 | 60 - 107 | 219 | GHDN/GHD-FC 210 | | | |
| | 68 - 109 | 222 | TP 200; ROTA TP 200 | 62 - 103 | 216 | QLC/QLK 200 | | | | 63 - 99 | 212 | AL-D/AN-D 210 | | | |
| | 62 - 106 | 220 | ROTA NCK plus 210 | | | | | | | 68 - 101 | 214 | BB-D 210 | | | |
| | | | | | | | | | | 62 - 100 | 213 | BH-D 210 | | | |
| | | | | | | | | | | 72 - 110 | 218 | HFKN-D 210 | | | |
| | 97 - 130 | 215 | HSL 210 | 81 - 122 | 206 | NH/NHF 200 | 84 - 122 | 206 | KFD 200 | 88 - 131 | 215 | HFK/HFKS 200 | 88 - 115 | 203 | HES/HESF 200; KF 200 |
| | 91 - 136 | 216 | ROTA NC/TH 210; ROTA NCF/THF 210 | 88 - 121 | 209 | KG/KS/KT 200 | 81 - 122 | 206 | KFD-HF 200 | 90 - 122 | 208 | KFMF/KFV 200 | 88 - 121 | 209 | KHFF 200 |
| | 79 - 132 | 217 | ROTA NCD 210 | 99 - 125 | 210 | KGH/KGHF 200 | 94 - 122 | 206 | KFH 200 | 88 - 131 | 215 | GHDN/GHD-FC 210 | | | |
| | 96 - 137 | 222 | TP 200; ROTA TP 200 | 84 - 131 | 216 | QLC/QLK 200 | | | | 92 - 127 | 212 | AL-D/AN-D 210 | | | |
| | 84 - 135 | 220 | ROTA NCK plus 210 | | | | | | | 97 - 130 | 214 | BB-D 210 | | | |
| | | | | | | | | | | 82 - 128 | 213 | BH-D 210 | | | |
| | | | | | | | | | | 92 - 138 | 218 | HFKN-D 210 | | | |
| | 129 - 167 | 215 | HSL 210 | 112 - 153 | 206 | NH/NHF 200 | 120 - 153 | 206 | KFD 200 | 120 - 163 | 215 | HFK/HFKS 200 | 115 - 151 | 203 | HES/HESF 200; KF 200 |
| | 121 - 165 | 216 | ROTA NC/TH 210; ROTA NCF/THF 210 | 120 - 153 | 209 | KG/KS/KT 200 | 120 - 153 | 206 | KFD-HF 200 | 122 - 154 | 208 | KFMF/KFV 200 | 120 - 157 | 209 | KHFF 200 |
| | 110 - 163 | 217 | ROTA NCD 210 | 130 - 157 | 210 | KGH/KGHF 200 | 121 - 153 | 206 | KFH 200 | 120 - 167 | 219 | GHDN/GHD-FC 210 | | | |
| | 127 - 168 | 222 | TP 200; ROTA TP 200 | 115 - 163 | 216 | QLC/QLK 200 | | | | 123 - 159 | 212 | AL-D/AN-D 210 | | | |
| | 115 - 166 | 220 | ROTA NCK plus 210 | | | | | | | 128 - 161 | 214 | BB-D 210 | | | |
| | | | | | | | | | | 113 - 160 | 213 | BH-D 210 | | | |
| | | | | | | | | | | 123 - 170 | 218 | HFKN-D 210 | | | |

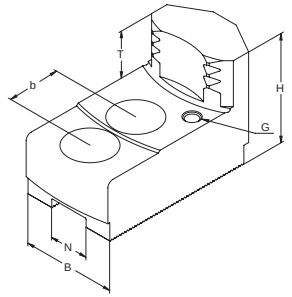


## SZCZĘKI CHWYTAKOWE ▪ MOCOWANIE ZEWNĘTRZNE
КУЛАЧКИ ЗУБЧАТЫЕ ▪ ВНЕШНИЙ ЗАЖИМ

**CALOWA WIELKOŚĆ KĄTA ZĄBKÓW 1/16″ x 90°**
ДЮЙМОВОЕ ЗУБЧАТОЕ СОЕДИНЕНИЕ 1/16″ x 90°

STAL СТАЛЬ
90°

- **Możliwość regulacji głębokości mocowania przedmiotu obrabianego „T", za pomocą wymiennych kołków oporowych.**
- **Śruby nie wchodzą w zakres dostawy i muszą być zamawiane oddzielnie.**
- Возможность регулировки глубины крепления обрабатываемой детали «T» при помощи съемных опорных шпилек.
- Эти шпильки не входят в комплект поставки и должны быть заказаны отдельно.

**Ø 250 mm**

| Nr produktu / Код продукта | Typ szczęk / Тип кулачков | N | B | H | T | G | b | Śruby / Винты | kg / kpl. / кг / кпл. |
|---|---|---|---|---|---|---|---|---|---|
| 398522603000 | SZKB C250-17-17 | 17 | 35 | 55 | 25 | M 6 | 22 | M 12 | 1,9 |
| 398522604300 | SZKB C250-17-18 | 17 | 40 | 55 | 25 | M 6 | 22 | M 12 | 2,2 |
| 398522605600 | SZKB C250-17-19 | 17 | 40 | 55 | 25 | M 6 | 22 | M 12 | 1,9 |
| 398522606900 | SZKB C250-21-34 | 21 | 50 | 58 | 25 | M 8 | 28 | M 16 | 3,3 |
| 398522607100 | SZKB C250-21-35 | 21 | 50 | 58 | 25 | M 8 | 28 | M 16 | 3,0 |
| 398522608400 | SZKB C250-21-36 | 21 | 50 | 58 | 25 | M 8 | 28 | M 16 | 3,0 |

Kołki oporowe / Опорные шпильки str. / стр. 503

Wkładki teowe / Т-образные вкладки str. / стр. 492-501



| | SCHUNK | | | FORKARDT | | | RÖHM | | | SMW-AUTOBLOK | | | BERG | | |
|---|---|---|---|---|---|---|---|---|---|---|---|---|---|---|---|
| | Zakres mocowania<br>Диапазон зажима | Max. wysięg szczęk<br>Макс. вылет кулачков | Typ uchwytu<br>Тип патрона | Zakres mocowania<br>Диапазон зажима | Max. wysięg szczęk<br>Макс. вылет кулачков | Typ uchwytu<br>Тип патрона | Zakres mocowania<br>Диапазон зажима | Max. wysięg szczęk<br>Макс. вылет кулачков | Typ uchwytu<br>Тип патрона | Zakres mocowania<br>Диапазон зажима | Max. wysięg szczęk<br>Макс. вылет кулачков | Typ uchwytu<br>Тип патрона | Zakres mocowania<br>Диапазон зажима | Max. wysięg szczęk<br>Макс. вылет кулачков | Typ uchwytu<br>Тип патрона |
| Ø 250 mm | 90 - 133 | 269 | HSG 250 | 60 - 120 | 260 | NHF 250-65 (Index) | 62 - 129 | 266 | KFD-HS 250 | | | | | | |
| | 73 - 143 | 281 | ROTA NCK plus 250 | 60 - 120 | 260 | KL/KS 250 (Monforts) | 63 - 129 | 266 | KFL 250 | | | | | | |
| | 122 - 165 | 263 | HSG 250 | 106 - 160 | 266 | NHF 250-65 (Index) | 106 - 161 | 260 | KFD-HS 250 | | | | | | |
| | 98 - 167 | 267 | ROTA NCK plus 250 | 106 - 160 | 266 | KL/KS 250 (Monforts) | 106 - 161 | 260 | KFL 250 | | | | | | |
| | 185 - 228 | 273 | HSG 250 | 160 - 223 | 276 | NHF 250-65 (Index) | 158 - 225 | 170 | KFD-HS 250 | | | | | | |
| | 161 - 231 | 277 | ROTA NCK plus 250 | 160 - 223 | 276 | KL/KS 250 (Monforts) | 158 - 225 | 270 | KFL 250 | | | | | | |
| | 83 - 121 | 267 | HSL 250 | 81 - 122 | 257 | NH/NHF 250 | 81 - 118 | 264 | KFD 250 | 80 - 128 | 273 | HFK/HFKS 250 | 80 - 117 | 262 | HES/HESF 250; KHFF 250 |
| | 81 - 121 | 267 | ROTA NC/TH 250; ROTA NCF/THF 250 | 80 - 118 | 269 | KG/KL/KT 250 | 81 - 118 | 264 | KFD-HF 250 | 80 - 120 | 269 | KFV/KFMF 250 | 80 - 114 | 259 | KF 250 |
| | 81 - 132 | 277 | ROTA NCD 250 | 80 - 188 | 269 | KTGF/KTN 250 | 81 - 118 | 264 | KFH 250 | 80 - 126 | 271 | GHDN/GHD-FC 250 | | | |
| | 84 - 139 | 285 | TP 250; ROTA TP 250 | 81 - 125 | 271 | QLC/QLK 250 | | | | 77 - 118 | 264 | AL-D/AN-D 250 | | | |
| | | | | | | | | | | 86 - 119 | 264 | BB-D 250 | | | |
| | | | | | | | | | | 81 - 117 | 263 | BH-D 250 | | | |
| | | | | | | | | | | 91 - 127 | 268 | HFKN-D 260 | | | |
| | | | | | | | | | | 81 - 113 | 264 | BHD-FC 250 | | | |
| | 117 - 163 | 269 | HSL 250 | 105 - 153 | 259 | NH/NHF 250 | 113 - 160 | 266 | KFD 250 | 128 - 168 | 275 | HFK/HFKS 250 | 117 - 157 | 264 | HES/HESF 250; KHFF 250 |
| | 116 - 162 | 269 | ROTA NC/TH 250; ROTA NCF/THF 250 | 118 - 158 | 271 | KG/KL/KT 250 | 115 - 160 | 266 | KFD-HF 250 | 118 - 162 | 271 | KFV/KFMF 250 | 114 - 154 | 261 | KF 250 |
| | 111 - 174 | 281 | ROTA NCD 250 | 118 - 153 | 271 | KTGF/KTN 250 | 116 - 160 | 266 | KFH 250 | 120 - 166 | 273 | GHDN/GHD-FC 250 | | | |
| | 125 - 180 | 287 | TP 250; ROTA TP 250 | 112 - 167 | 273 | QLC/QLK 250 | | | | 118 - 160 | 266 | AL-D/AN-D 250 | | | |
| | | | | | | | | | | 127 - 160 | 266 | BB-D 250 | | | |
| | | | | | | | | | | 117 - 159 | 265 | BH-D 250 | | | |
| | | | | | | | | | | 127 - 169 | 270 | HFKN-D 260 | | | |
| | | | | | | | | | | 121 - 153 | 263 | BHD-FC 250 | | | |
| | 164 - 214 | 275 | HSL 250 | 143 - 199 | 259 | NH/NHF 250 | 157 - 206 | 266 | KFD 250 | 168 - 214 | 275 | HFK/HFKS 250 | 157 - 203 | 264 | HES/HESF 250; KHFF 250 |
| | 160 - 208 | 269 | ROTA NC/TH 250; ROTA NCF/THF 250 | 158 - 204 | 271 | KG/KL/KT 250 | 160 - 206 | 266 | KFD-HF 250 | 162 - 208 | 271 | KFV/KFMF 250 | 154 - 200 | 261 | KF 250 |
| | 155 - 220 | 281 | ROTA NCD 250 | 158 - 204 | 271 | KTGF/KTN 250 | 161 - 206 | 266 | KFH 250 | 166 - 212 | 273 | GHDN/GHD-FC 250 | | | |
| | 170 - 226 | 287 | TP 250; ROTA TP 250 | 157 - 212 | 273 | QLC/QLK 250 | | | | 163 - 206 | 266 | AL-D/AN-D 250 | | | |
| | | | | | | | | | | 172 - 206 | 266 | BB-D 250 | | | |
| | | | | | | | | | | 162 - 205 | 265 | BH-D 250 | | | |
| | | | | | | | | | | 172 - 215 | 270 | HFKN-D 260 | | | |
| | | | | | | | | | | 167 - 200 | 263 | BHD-FC 250 | | | |

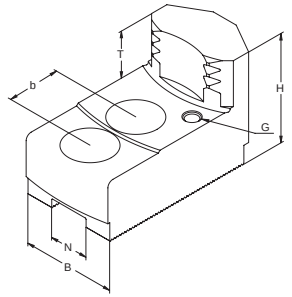


## SZCZĘKI CHWYTAKOWE • MOCOWANIE ZEWNĘTRZNE
КУЛАЧКИ ЗУБЧАТЫЕ • ВНЕШНИЙ ЗАЖИМ

**CALOWA WIELKOŚĆ KĄTA ZĄBKÓW 3/32" x 90°**
ДЮЙМОВОЕ ЗУБЧАТОЕ СОЕДИНЕНИЕ 3/32" x 90°

STAL СТАЛЬ
90°

- Możliwość regulacji głębokości mocowania przedmiotu obrabianego „T", za pomocą wymiennych kołków oporowych.
- Śruby nie wchodzą w zakres dostawy i muszą być zamawiane oddzielnie.
- Возможность регулировки глубины крепления обрабатываемой детали «T» при помощи съемных опорных шпилек.
- Эти шпильки не входят в комплект поставки и должны быть заказаны отдельно.

| | Nr produktu / Код продукта | Typ szczęk / Тип кулачков | N | B | H | T | G | b | Śruby / Винты | kg / kpl. / кг / кпл. |
|---|---|---|---|---|---|---|---|---|---|---|
| Ø 315 mm | 398522609700 | SZKB C315-21-11 | 21 | 50 | 58 | 25 | M 8 | 28 | M 16 | 4,1 |
| | 398522610400 | SZKB C315-21-12 | 21 | 50 | 58 | 25 | M 8 | 28 | M 16 | 3,6 |
| | 398522611700 | SZKB C315-21-13 | 21 | 50 | 58 | 25 | M 8 | 28 | M 16 | 3,2 |
| | 398522609700 | SZKB C315-21-11 | 21 | 50 | 58 | 25 | M 8 | 28 | M 16 | 4,1 |
| | 398522611700 | SZKB C315-21-13 | 21 | 50 | 58 | 25 | M 8 | 28 | M 16 | 3,2 |

Kołki oporowe / Опорные шпильки str. / стр. 503

Wkładki teowe / Т-образные вкладки str. / стр. 492-501





Materiał szczęk / Материал кулачков
Wielkość kąta ząbków / Зубчатое соединение



| | SCHUNK | | | FORKARDT | | | RÖHM | | | SMW-AUTOBLOK | | | BERG | | |
|---|---|---|---|---|---|---|---|---|---|---|---|---|---|---|---|
| | Zakres mocowania | Max. wysięg szczęk | Typ uchwytu | Zakres mocowania | Max. wysięg szczęk | Typ uchwytu | Zakres mocowania | Max. wysięg szczęk | Typ uchwytu | Zakres mocowania | Max. wysięg szczęk | Typ uchwytu | Zakres mocowania | Max. wysięg szczęk | Typ uchwytu |
| | Диапазон зажима | Макс. вылет кулачков | Тип патрона | Диапазон зажима | Макс. вылет кулачков | Тип патрона | Диапазон зажима | Макс. вылет кулачков | Тип патрона | Диапазон зажима | Макс. вылет кулачков | Тип патрона | Диапазон зажима | Макс. вылет кулачков | Тип патрона |
| Ø 315 mm | 91 - 157 | 341 | HSG 315 | 81 - 152 | 339 | NH/NHF 315 | 81 - 152 | 338 | KFD 315 | 80 - 145 | 331 | HFK/HFKS 315 | 80 - 136 | 322 | HES/HESF 315 |
| | 81 - 157 | 344 | HSL 315 | 80 - 135 | 324 | KG/KS/KT 315 | 81 - 152 | 339 | KFD-HF 315 | 80 - 146 | 332 | KFMK 315 | 80 - 133 | 319 | KF 315 |
| | 82 - 150 | 337 | ROTA NC/TH 315; ROTA NCF/THF 315 | 81 - 157 | 344 | QLC/QLK 315 | 81 - 152 | 339 | KFD-HS 315 | 81 - 148 | 334 | AL-D/AN-D 315 | 80 - 138 | 324 | KHFF 315 |
| | 81 - 163 | 345 | ROTA NCD 315 | | | | 81 - 152 | 339 | KFH 315 | 104 - 147 | 333 | BB-D 315 | | | |
| | 82 - 172 | 360 | TP 315; ROTA TP 315 | | | | 81 - 152 | 339 | KFL 315 | 81 - 148 | 333 | BH-D 315 | | | |
| | 81 - 161 | 348 | ROTA NCK plus 315 | | | | | | | 81 - 148 | 333 | HFKN-D 315 | | | |
| | | | | | | | | | | 92 - 154 | 337 | BHD-FC 315 | | | |
| | | | | | | | | | | 136 - 240 | 428 | GHD 400 | | | |
| | 146 - 217 | 341 | HSG 315 | 128 - 207 | 331 | NH/NHF 315 | 138 - 206 | 330 | KFD 315 | 140 - 209 | 333 | HFK/HFKS 315 | 130 - 200 | 324 | HES/HESF 315 |
| | 130 - 211 | 336 | HSL 315 | 135 - 200 | 326 | KG/KS/KT 315 | 138 - 207 | 331 | KFD-HF 315 | 140 - 208 | 332 | KFMK 315 | 130 - 197 | 321 | KF 315 |
| | 125 - 204 | 329 | ROTA NC/TH 315; ROTA NCF/THF 315 | 128 - 212 | 336 | QLC/QLK 315 | 138 - 207 | 331 | KFD-HS 315 | 128 - 202 | 326 | AL-D/AN-D 315 | 130 - 202 | 326 | KHFF 315 |
| | 128 - 213 | 337 | ROTA NCD 315 | 180 - 291 | 415 | NHF 400 S 12 | 138 - 207 | 331 | KFH 315 | 157 - 201 | 325 | BB-D 315 | | | |
| | 129 - 227 | 352 | TP 315; ROTA TP 315 | 180 - 283 | 407 | KS/KSH/KSHF 400 | 138 - 207 | 331 | KFL 315 | 127 - 202 | 326 | BH-D 315 | | | |
| | 125 - 215 | 340 | ROTA NCK plus 315 | | | | | | | 127 - 202 | 326 | HFKN-D 315 | | | |
| | | | | | | | | | | 131 - 197 | 325 | BHD-FC 315 | | | |
| | | | | | | | | | | 190 - 265 | 420 | GHD 400 | | | |
| | 217 - 283 | 333 | HSG 315 | 183 - 281 | 331 | NH/NHF 315 | 204 - 280 | 330 | KFD 315 | 208 - 283 | 333 | HFK/HFKS 315 | 200 - 274 | 324 | HES/HESF 315 |
| | 204 - 215 | 336 | HSL 315 | 200 - 273 | 626 | KG/KS/KT 315 | 205 - 281 | 331 | KFD-HF 315 | 210 - 282 | 332 | KFMK 315 | 196 - 271 | 321 | KF 315 |
| | 199 - 278 | 329 | ROTA NC/TH 315; ROTA NCF/THF 315 | 182 - 286 | 336 | QLC/QLK 315 | 205 - 281 | 331 | KFD-HS 315 | 188 - 276 | 326 | AL-D/AN-D 315 | 200 - 276 | 326 | KHFF 315 |
| | 195 - 287 | 337 | ROTA NCD 315 | 270 - 357 | 415 | NHF 400 S 12 | 205 - 281 | 331 | KFH 315 | 231 - 275 | 325 | BB-D 315 | | | |
| | 202 - 301 | 352 | TP 315; ROTA TP 315 | 270 - 357 | 415 | KS/KSH/KSHF 400 | 204 - 281 | 331 | KFL 315 | 201 - 276 | 326 | BH-D 315 | | | |
| | 199 - 289 | 340 | ROTA NCK plus 315 | | | | | | | 201 - 276 | 326 | HFKN-D 315 | | | |
| | | | | | | | | | | 206 - 270 | 325 | BHD-FC 315 | | | |
| | | | | | | | | | | 264 - 369 | 420 | GHD 400 | | | |
| | | | | | | | | | | 125 - 245 | 431 | BHD-FC 400 | | | |
| | | | | | | | | | | 241 - 363 | 420 | BHD-FC 400 | | | |

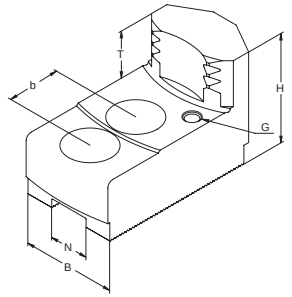


## SZCZĘKI CHWYTAKOWE • MOCOWANIE ZEWNĘTRZNE
КУЛАЧКИ ЗУБЧАТЫЕ • ВНЕШНИЙ ЗАЖИМ

**CALOWA WIELKOŚĆ KĄTA ZĄBKÓW 3/32" x 90°**
ДЮЙМОВОЕ ЗУБЧАТОЕ СОЕДИНЕНИЕ 3/32" x 90°

STAL СТАЛЬ
90°

- **Możliwość regulacji głębokości mocowania przedmiotu obrabianego „T", za pomocą wymiennych kołków oporowych.**
- **Śruby nie wchodzą w zakres dostawy i muszą być zamawiane oddzielnie.**
- Возможность регулировки глубины крепления обрабатываемой детали «T» при помощи съемных опорных шпилек.
- Эти шпильки не входят в комплект поставки и должны быть заказаны отдельно.

| | Nr produktu / Код продукта | Typ szczęk / Тип кулачков | N | B | H | T | G | b | Śruby / Винты | kg / kpl. / кг / кпл. |
|---|---|---|---|---|---|---|---|---|---|---|
| Ø 400 mm | 398522612000 | SZKB C400-25,5-11 | 25,5 | 60 | 78 | 33 | M 8 | 35 | M 20 | 8,8 |
| | 398522614500 | SZKB C400-25,5-13 | 25,5 | 60 | 78 | 33 | M 8 | 35 | M 20 | 7,4 |
| | 398522615800 | SZKB C400-25,5-14 | 25,5 | 60 | 78 | 33 | M 8 | 35 | M 20 | 5,1 |
| | 398522616000 | SZKB C400-25,5-15 | 25,5 | 60 | 78 | 33 | M 8 | 35 | M 20 | 6,3 |
| | 398522613200 | SZKB C400-25,5-12 | 25,5 | 60 | 78 | 33 | M 8 | 35 | M 20 | 8,7 |
| | 398522614500 | SZKB C400-25,5-13 | 25,5 | 60 | 78 | 33 | M 8 | 35 | M 20 | 7,4 |
| | 398522615800 | SZKB C400-25,5-14 | 25,5 | 60 | 78 | 33 | M 8 | 35 | M 20 | 5,1 |
| | 398522616000 | SZKB C400-25,5-15 | 25,5 | 60 | 78 | 33 | M 8 | 35 | M 20 | 6,3 |

Kołki oporowe / Опорные шпильки str. / стр. 503
Wkładki teowe / Т-образные вкладки str. / стр. 492-501



| | SCHUNK | | | FORKARDT | | | RÖHM | | | SMW-AUTOBLOK | | | BERG | | |
|---|---|---|---|---|---|---|---|---|---|---|---|---|---|---|---|
| | Zakres mocowania / Диапазон зажима | Max. wysięg szczęk / Макс. вылет кулачков | Typ uchwytu / Тип патрона | Zakres mocowania / Диапазон зажима | Max. wysięg szczęk / Макс. вылет кулачков | Typ uchwytu / Тип патрона | Zakres mocowania / Диапазон зажима | Max. wysięg szczęk / Макс. вылет кулачков | Typ uchwytu / Тип патрона | Zakres mocowania / Диапазон зажима | Max. wysięg szczęk / Макс. вылет кулачков | Typ uchwytu / Тип патрона | Zakres mocowania / Диапазон зажима | Max. wysięg szczęk / Макс. вылет кулачков | Typ uchwytu / Тип патрона |
| Ø 400 mm | 104 - 199 | 425 | HSG 400 | 101 - 185 | 412 | NH/NHF 400 | 101 - 183 | 410 | KFD 400 | 100 - 180 | 407 | HFK/HFKS 400 | 100 - 180 | 407 | HES/HESF 400; KF/KHFF 400 |
| | 110 - 185 | 412 | HSL 400 | 100 - 180 | 407 | KG/KL 400 | 101 - 183 | 410 | KFD-HF 400 | 101 - 183 | 410 | BH-D 400 | | | |
| | 98 - 185 | 412 | ROTA NC/TH 400; ROTA NCF/THF 400 | 100 - 180 | 407 | KT/KTGF 400 | 101 - 183 | 410 | KFD-HS 400 | 101 - 185 | 412 | AL-D/AN-D 400 | | | |
| | 101 - 188 | 416 | ROTA NCD 400 | 101 - 183 | 410 | QLC/QLK 400 | 101 - 183 | 410 | KFH 400 | 104 - 192 | 418 | HFKN-D 400 | | | |
| | | | | | | | | | | 101 - 243 | 470 | BH-D 450 | | | |
| | 183 - 278 | 453 | HSG 400 | 157 - 265 | 440 | NH/NHF 400 | 176 - 263 | 438 | KFD 400 | 180 - 260 | 435 | HFK/HFKS 400 | 180 - 260 | 435 | HES/HESF 400; KF/KHFF 400 |
| | 182 - 265 | 440 | HSL 400 | 180 - 260 | 435 | KG/KL 400 | 179 - 263 | 438 | KFD-HF 400 | 181 - 263 | 438 | BH-D 400 | | | |
| | 177 - 265 | 440 | ROTA NC/TH 400; ROTA NCF/THF 400 | 180 - 260 | 435 | KT/KTGF 400 | 173 - 263 | 438 | KFD-HS 400 | 190 - 265 | 440 | AL-D/AN-D 400 | | | |
| | 165 - 268 | 444 | ROTA NCD 400 | 165 - 263 | 438 | QLC/QLK 400 | 175 - 263 | 438 | KFH 400 | 183 - 271 | 446 | HFKN-D 400 | | | |
| | | | | | | | | | | 181 - 323 | 498 | BH-D 450 | | | |
| | 263 - 358 | 453 | HSG 400 | 235 - 344 | 440 | NH/NHF 400 | 235 - 342 | 438 | KFD 400 | 260 - 340 | 435 | HFK/HFKS 400 | 260 - 340 | 435 | HES/HESF 400; KF/KHFF 400 |
| | 268 - 344 | 440 | HSL 400 | 260 - 340 | 435 | KG/KL 400 | 247 - 342 | 438 | KFD-HF 400 | 258 - 342 | 438 | BH-D 400 | | | |
| | 259 - 359 | 456 | ROTA NC/TH 400; ROTA NCF/THF 400 | 260 - 340 | 435 | KT/KTGF 400 | 251 - 342 | 438 | KFD-HS 400 | 259 - 343 | 440 | AL-D/AN-D 400 | | | |
| | 243 - 347 | 444 | ROTA NCD 400 | 243 - 342 | 438 | QLC/QLK 400 | 243 - 342 | 438 | KFH 400 | 263 - 350 | 446 | HFKN-D 400 | | | |
| | | | | | | | | | | 258 - 402 | 498 | BH-D 450 | | | |
| | 326 - 421 | 461 | HSG 400 | 299 - 408 | 448 | NH/NHF 400 | 310 - 400 | 446 | KFD 400 | 340 - 400 | 440 | HFK/HFKS 400 | 340 - 400 | 440 | HES/HESF 400; KF/KHFF 400 |
| | 331 - 408 | 448 | HSL 400 | 340 - 400 | 440 | KG/KL 400 | 310 - 400 | 446 | KFD-HF 400 | 322 - 406 | 446 | BH-D 400 | | | |
| | 319 - 407 | 448 | ROTA NC/TH 400; ROTA NCF/THF 400 | 340 - 400 | 440 | KT/KTGF 400 | 314 - 400 | 446 | KFD-HS 400 | 322 - 408 | 446 | AL-D/AN-D 400 | | | |
| | 307 - 411 | 452 | ROTA NCD 400 | 307 - 406 | 446 | QLC/QLK 400 | 307 - 400 | 446 | KFH 400 | 326 - 414 | 454 | HFKN-D 400 | | | |
| | | | | | | | | | | 322 - 466 | 506 | BH-D 450 | | | |
| | 148 - 285 | 550 | HSG 500 | 125 - 279 | 546 | NHF 500 | | | | 150 - 275 | 540 | HFK/HFKS 500 | | | |
| | 156 - 278 | 545 | ROTA NC/TH 500; ROTA NCF/THF 500 | 150 - 275 | 540 | KG/KS 500 | | | | 150 - 275 | 540 | HFKN-D 500 | | | |
| | 125 - 283 | 551 | ROTA NCD 500 | 150 - 275 | 540 | KS/KT 630 | | | | 190 - 440 | 708 | BH-D 630 | | | |
| | | | | 150 - 275 | 540 | NHF 630 | | | | | | | | | |
| | 230 - 375 | 550 | HSG 500 | 196 - 362 | 538 | NHF 500 | | | | 225 - 350 | 525 | HFK/HFKS 500 | | | |
| | 238 - 361 | 537 | ROTA NC/TH 500; ROTA NCF/THF 500 | 225 - 350 | 525 | KG/KS 500 | | | | 225 - 350 | 525 | HFKN-D 500 | | | |
| | 164 - 366 | 543 | ROTA NCD 500 | 275 - 400 | 575 | KS/KT 630 | | | | 275 - 520 | 700 | BH-D 630 | | | |
| | | | | 250 - 400 | 575 | NHF 630 | | | | | | | | | |
| | 310 - 455 | 550 | HSG 500 | 275 - 441 | 538 | NHF 500 | | | | 300 - 425 | 520 | HFK/HFKS 500 | | | |
| | 316 - 440 | 537 | ROTA NC/TH 500; ROTA NCF/THF 500 | 300 - 425 | 520 | KG/KS 500 | | | | 300 - 425 | 520 | HFKN-D 500 | | | |
| | 242 - 445 | 543 | ROTA NCD 500 | 350 - 500 | 595 | KS/KT 630 | | | | 355 - 603 | 700 | BH-D 630 | | | |
| | 373 - 518 | 558 | HSG 500 | 338 - 505 | 546 | NHF 500 | | | | 400 - 500 | 540 | HFK/HFKS 500 | | | |
| | 386 - 520 | 561 | ROTA NC/TH 500; ROTA NCF/THF 500 | 400 - 500 | 540 | KG/KS 500 | | | | 400 - 500 | 540 | HFKN-D 500 | | | |
| | 300 - 509 | 551 | ROTA NCD 500 | 500 - 600 | 640 | KS/KT 630 | | | | 415 - 665 | 708 | BH-D 630 | | | |
| | | | | 400 - 600 | 640 | NHF 630 | | | | | | | | | |

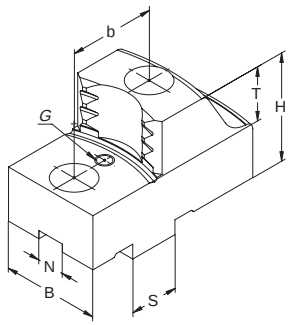


- Możliwość regulacji głębokości mocowania przedmiotu obrabianego „T", za pomocą wymiennych kołków oporowych.
- Śruby nie wchodzą w zakres dostawy i muszą być zamawiane oddzielnie.

- Возможность регулировки глубины крепления обрабатываемой детали «T» при помощи съемных опорных шпилек.
- Эти шпильки не входят в комплект поставки и должны быть заказаны отдельно.

**Pozycja szczęk podstawowych**
Положение мастер кулачков

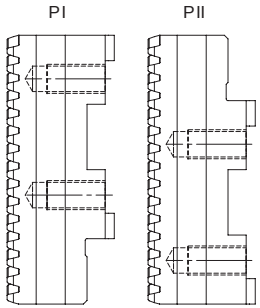


Kołki oporowe str. 503
Опорные шпильки стр.

## SZCZĘKI CHWYTAKOWE • MOCOWANIE WEWNĘTRZNE
КУЛАЧКИ ЗУБЧАТЫЕ • ВНУТРЕННИЙ ЗАЖИМ

### Z WPUSTEM I ROWKIEM
С СИСТЕМОЙ ПАЗ-ШПОНКА

STAL СТАЛЬ

Ø 160 - 185 mm

| Nr produktu / Код продукта | Typ szczęk / Тип кулачков | N | S | B | H | T | G | b | kg / kpl. / кг / кпл. | Pozycja szczęk podstawowych / Положение мастер кулачков |
|---|---|---|---|---|---|---|---|---|---|---|
| 398522753000 | SWKB Z160-18-69 | 8 | 18 | 26 | 40 | 20 | M 6 | 32 | 0,9 | II |
| 398522753000 | SWKB Z160-18-69 | 8 | 18 | 26 | 40 | 20 | M 6 | 32 | 0,9 | I |
| 398522750200 | SWKB Z160-18-63 | 8 | 18 | 40 | 40 | 20 | M 6 | 32 | 1,3 | II |
| 398522750200 | SWKB Z160-18-63 | 8 | 18 | 40 | 40 | 20 | M 6 | 32 | 1,3 | I |
| 398522751500 | SWKB Z160-18-67 | 8 | 18 | 30 | 40 | 20 | M 6 | 32 | 1,3 | II |
| 398522751500 | SWKB Z160-18-67 | 8 | 18 | 30 | 40 | 20 | M 6 | 32 | 1,3 | I |
| 398522752800 | SWKB Z160-18-68 | 8 | 18 | 30 | 40 | 20 | M 6 | 32 | 1,4 | II |
| 398522753000 | SWKB Z160-18-69 | 8 | 18 | 26 | 40 | 20 | M 6 | 32 | 0,9 | II |
| 398522753000 | SWKB Z160-18-69 | 8 | 18 | 26 | 40 | 20 | M 6 | 32 | 0,9 | I |
| 398522750200 | SWKB Z160-18-63 | 8 | 18 | 40 | 40 | 20 | M 6 | 32 | 1,3 | II |
| 398522750200 | SWKB Z160-18-63 | 8 | 18 | 40 | 40 | 20 | M 6 | 32 | 1,3 | I |
| 398522751500 | SWKB Z160-18-67 | 8 | 18 | 30 | 40 | 20 | M 6 | 32 | 1,3 | II |
| 398522752800 | SWKB Z160-18-68 | 8 | 18 | 30 | 40 | 20 | M 6 | 32 | 1,4 | II |
| 398522753000 | SWKB Z160-18-69 | 8 | 18 | 26 | 40 | 20 | M 6 | 32 | 0,9 | I |
| 398522750200 | SWKB Z160-18-63 | 8 | 18 | 40 | 40 | 20 | M 6 | 32 | 1,3 | II |
| 398522750200 | SWKB Z160-18-63 | 8 | 18 | 40 | 40 | 20 | M 6 | 32 | 1,3 | I |
| 398522751500 | SWKB Z160-18-67 | 8 | 18 | 30 | 40 | 20 | M 6 | 32 | 1,3 | II |
| 398522751500 | SWKB Z160-18-67 | 8 | 18 | 30 | 40 | 20 | M 6 | 32 | 1,3 | I |
| 398522752800 | SWKB Z160-18-68 | 8 | 18 | 30 | 40 | 20 | M 6 | 32 | 1,4 | II |
| 398522753000 | SWKB Z160-18-69 | 8 | 18 | 26 | 40 | 20 | M 6 | 32 | 0,9 | I |
| 398522750200 | SWKB Z160-18-63 | 8 | 18 | 40 | 40 | 20 | M 6 | 32 | 1,3 | II |
| 398522750200 | SWKB Z160-18-63 | 8 | 18 | 40 | 40 | 20 | M 6 | 32 | 1,3 | I |
| 398522751500 | SWKB Z160-18-67 | 8 | 18 | 30 | 40 | 20 | M 6 | 32 | 1,3 | II |
| 398522751500 | SWKB Z160-18-67 | 8 | 18 | 30 | 40 | 20 | M 6 | 32 | 1,3 | I |
| 398522753000 | SWKB Z160-18-69 | 8 | 18 | 26 | 40 | 20 | M 6 | 32 | 0,9 | I |
| 398522750200 | SWKB Z160-18-63 | 8 | 18 | 40 | 40 | 20 | M 6 | 32 | 1,3 | II |
| 398522750200 | SWKB Z160-18-63 | 8 | 18 | 40 | 40 | 20 | M 6 | 32 | 1,3 | I |
| 398522751500 | SWKB Z160-18-67 | 8 | 18 | 30 | 40 | 20 | M 6 | 32 | 1,3 | II |
| 398522753000 | SWKB Z160-18-69 | 8 | 18 | 26 | 40 | 20 | M 6 | 32 | 0,9 | I |
| 398522750200 | SWKB Z160-18-63 | 8 | 18 | 40 | 40 | 20 | M 6 | 32 | 1,3 | II |
| 398522750200 | SWKB Z160-18-63 | 8 | 18 | 40 | 40 | 20 | M 6 | 32 | 1,3 | I |
| 398522751500 | SWKB Z160-18-67 | 8 | 18 | 30 | 40 | 20 | M 6 | 32 | 1,3 | II |
| 398522752800 | SWKB Z160-18-68 | 8 | 18 | 30 | 40 | 20 | M 6 | 32 | 1,4 | II |
| 398522753000 | SWKB Z160-18-69 | 8 | 18 | 26 | 40 | 20 | M 6 | 32 | 0,9 | I |
| 398522750200 | SWKB Z160-18-63 | 8 | 18 | 40 | 40 | 20 | M 6 | 32 | 1,3 | I |
| 398522751500 | SWKB Z160-18-67 | 8 | 18 | 30 | 40 | 20 | M 6 | 32 | 1,3 | II |
| 398522751500 | SWKB Z160-18-67 | 8 | 18 | 30 | 40 | 20 | M 6 | 32 | 1,3 | I |
| 398522752800 | SWKB Z160-18-68 | 8 | 18 | 30 | 40 | 20 | M 6 | 32 | 1,4 | II |



Ø 160 - 185 mm

| SCHUNK | | | FORKARDT | | | RÖHM | | | SMW-AUTOBLOK | | | BERG | | |
|---|---|---|---|---|---|---|---|---|---|---|---|---|---|---|
| Zakres mocowania | Max. wysięg szczęk | Typ uchwytu | Zakres mocowania | Max. wysięg szczęk | Typ uchwytu | Zakres mocowania | Max. wysięg szczęk | Typ uchwytu | Zakres mocowania | Max. wysięg szczęk | Typ uchwytu | Zakres mocowania | Max. wysięg szczęk | Typ uchwytu |
| Диапазон зажима | Макс. вылет кулачков | Тип патрона | Диапазон зажима | Макс. вылет кулачков | Тип патрона | Диапазон зажима | Макс. вылет кулачков | Тип патрона | Диапазон зажима | Макс. вылет кулачков | Тип патрона | Диапазон зажима | Макс. вылет кулачков | Тип патрона |
| | | | 26 - 53 | 209 | F 160 | 36 - 53 | 213 | DURO 160 | | | | | | |
| 32 - 87 | 207 | ROTA-G 160 | 42 - 87 | 208 | F 160 | 42 - 87 | 208 | DURO 160 | 37 - 72 | 193 | HG-F 160 | 40 - 85 | 207 | KHNC 160 |
| 63 - 116 | 206 | ROTA-G 160 | 65 - 89 | 208 | F 160 | 64 - 94 | 209 | DURO 160 | 59 - 85 | 193 | HG-F 160 | 59 - 105 | 214 | KHNC 160 |
| 81 - 133 | 213 | ROTA-G 160 | 90 - 135 | 216 | F 160 | 90 - 135 | 216 | DURO 160 | 85 - 120 | 201 | HG-F 160 | 88 - 133 | 215 | KHNC 160 |
| 113 - 167 | 228 | ROTA-G 160 | | | | 124 - 151 | 213 | DURO 160 | | | | 110 - 156 | 218 | KHNC 160 |
| 131 - 185 | 246 | ROTA-G 160 | | | | | | | | | | | | |
| | | | 129 - 154 | 208 | F 160 | | | | 114 - 141 | 193 | HG-F 160 | | | |
| | | | 27 - 53 | 209 | F+ 160 | 43 - 52 | 208 | DURO-NC 160 | 28 - 71 | 192 | HG-N 160 | | | |
| 41 - 97 | 217 | ROTA-S plus 160 | 43 - 88 | 209 | F+ 160 | 51 - 87 | 208 | DURO-NC 160 | | | | | | |
| 55 - 109 | 217 | ROTA-S plus 160 | 55 - 100 | 209 | F+ 160 | 63 - 100 | 208 | DURO-NC 160 | 57 - 91 | 181 | HG-N 160 | | | |
| 89 - 144 | 225 | ROTA-S plus 160 | 90 - 136 | 217 | F+ 160 | 98 - 145 | 226 | DURO-NC 160 | 84 - 119 | 200 | HG-N 160 | | | |
| 104 - 160 | 221 | ROTA-S plus 160 | | | | 114 - 151 | 208 | DURO-NC 160 | | | | | | |
| | | | 110 - 157 | 209 | F+ 160 | | | | 112 - 156 | 191 | HG-N 160 | | | |
| 26 - 57 | 177 | THW 165-R | 48 - 84 | 205 | KTNC 160 | 48 - 93 | 214 | DURO-NCE 160 | | | | | | |
| 55 - 87 | 177 | THW 165-R | 61 - 97 | 206 | KTNC 160 | 60 - 196 | 214 | DURO-NCE 160 | | | | | | |
| 71 - 104 | 185 | THW 165-R | 95 - 132 | 213 | KTNC 160 | 95 - 141 | 222 | DURO-NCE 160 | | | | | | |
| 104 - 137 | 199 | THW 165-R | | | | 120 - 157 | 214 | DURO-NCE 160 | | | | | | |
| 122 - 155 | 217 | THW 165-R | | | | | | | | | | | | |
| | | | 116 - 154 | 210 | KTNC 160 | | | | | | | | | |
| 33 - 68 | 190 | ROTA THW plus 165 | | | | | | | | | | | | |
| 64 - 98 | 190 | ROTA THW plus 165 | | | | | | | | | | | | |
| 72 - 116 | 198 | ROTA THW plus 165 | | | | | | | | | | | | |
| 105 - 149 | 212 | ROTA THW plus 165 | | | | | | | | | | | | |
| 123 - 167 | 230 | ROTA THW plus 165 | | | | | | | | | | | | |
| | | | | | | | | | 38 - 71 | 192 | KNCS-N 170 | | | |
| | | | | | | | | | 68 - 102 | 192 | KNCS-N 170 | | | |
| | | | | | | | | | 86 - 120 | 200 | KNCS-N 170 | | | |
| | | | | | | | | | 119 - 153 | 214 | KNCS-N 170 | | | |
| | | | 49 - 107 | 228 | KTNCV 175 | 47 - 89 | 228 | DURO-NC 175 | 31 - 66 | 186 | KNCS 175 | | | |
| | | | | | | 70 - 106 | 221 | DURO-NC 175 | 61 - 95 | 186 | KNCS 175 | | | |
| | | | 97 - 105 | 236 | KTNCV 175 | 94 - 129 | 227 | DURO-NC 175 | 79 - 113 | 194 | KNCS 175 | | | |
| | | | | | | 129 - 161 | 217 | DURO-NC 175 | 111 - 146 | 186 | KNCS 175 | | | |
| | | | 117 - 175 | 228 | KTNCV 175 | | | | 116 - 151 | 186 | KNCS 175 | | | |
| | | | 54 - 101 | 222 | FNC 175 | 46 - 103 | 224 | DURO-NCES 175 | | | | | | |
| | | | 101 - 149 | 230 | FNC 175 | 94 - 141 | 232 | DURO-NCES 175 | | | | | | |
| | | | | | | 109 - 166 | 224 | DURO-NCES 175 | | | | | | |
| | | | 122 - 169 | 222 | FNC 175 | | | | | | | | | |
| | | | | | | 36 - 74 | 192 | DURO-NCES 175 | | | | | | |
| | | | | | | 74 - 119 | 200 | DURO-NCES 175 | | | | | | |
| | | | | | | 106 - 153 | 214 | DURO-NCES 175 | | | | | | |
| 27 - 90 | 212 | ROTA THW plus 185 | | | | | | | | | | 55 - 101 | 222 | KHNC 185 |
| 74 - 138 | 220 | ROTA THW plus 185 | | | | | | | | | | 102 - 148 | 258 | KHNC 185 |
| | | | | | | | | | | | | 125 - 170 | 233 | KHNC 185 |
| | | | | | | | | | | | | 153 - 199 | 262 | KHNC 185 |
| 111 - 176 | 234 | ROTA THW plus 185 | | | | | | | | | | | | |

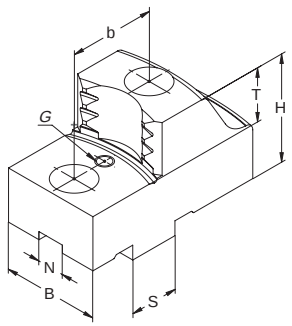


- Możliwość regulacji głębokości mocowania przedmiotu obrabianego „T", za pomocą wymiennych kołków oporowych.
- Śruby nie wchodzą w zakres dostawy i muszą być zamawiane oddzielnie.

- Возможность регулировки глубины крепления обрабатываемой детали «T» при помощи съемных опорных шпилек.
- Эти шпильки не входят в комплект поставки и должны быть заказаны отдельно.

**Pozycja szczęk podstawowych**
Положение мастер кулачков

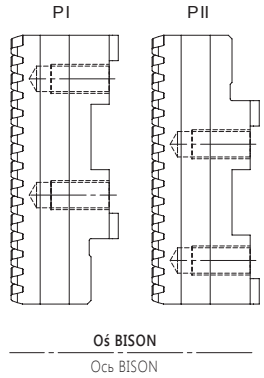


Kołki oporowe str. 503
Опорные шпильки стр. 503

## SZCZĘKI CHWYTAKOWE • MOCOWANIE WEWNĘTRZNE
КУЛАЧКИ ЗУБЧАТЫЕ • ВНУТРЕННИЙ ЗАЖИМ

### Z WPUSTEM I ROWKIEM
С СИСТЕМОЙ ПАЗ-ШПОНКА

STAL СТАЛЬ

Ø 200 - 260 mm

| Nr produktu / Код продукта | Typ szczęk / Тип кулачков | N | S | B | H | T | G | b | kg / kpl. / кг / кпл. | Pozycja szczęk podstawowych / Положение мастер кулачков |
|---|---|---|---|---|---|---|---|---|---|---|
| 398522754300 | SWKB Z200-20-12 | 10 | 20 | 26 | 45 | 25 | M 6 | 40 | 1,3 | I |
| 398522755600 | SWKB Z200-20-13 | 10 | 20 | 30 | 45 | 25 | M 6 | 40 | 1,2 | II |
| 398522755600 | SWKB Z200-20-13 | 10 | 20 | 30 | 45 | 25 | M 6 | 40 | 1,2 | I |
| 398522756900 | SWKB Z200-20-16 | 10 | 20 | 30 | 45 | 25 | M 6 | 40 | 1,2 | I |
| 398522754300 | SWKB Z200-20-12 | 10 | 20 | 26 | 45 | 25 | M 6 | 40 | 1,3 | I |
| 398522755600 | SWKB Z200-20-13 | 10 | 20 | 30 | 45 | 25 | M 6 | 40 | 1,2 | II |
| 398522755600 | SWKB Z200-20-13 | 10 | 20 | 30 | 45 | 25 | M 6 | 40 | 1,2 | I |
| 398522756900 | SWKB Z200-20-16 | 10 | 20 | 30 | 45 | 25 | M 6 | 40 | 1,2 | I |
| 398522754300 | SWKB Z200-20-12 | 10 | 20 | 26 | 45 | 25 | M 6 | 40 | 1,3 | I |
| 398522755600 | SWKB Z200-20-13 | 10 | 20 | 30 | 45 | 25 | M 6 | 40 | 1,2 | II |
| 398522755600 | SWKB Z200-20-13 | 10 | 20 | 30 | 45 | 25 | M 6 | 40 | 1,2 | I |
| 398522756900 | SWKB Z200-20-16 | 10 | 20 | 30 | 45 | 25 | M 6 | 40 | 1,2 | I |
| 398522754300 | SWKB Z200-20-12 | 10 | 20 | 26 | 45 | 25 | M 6 | 40 | 1,3 | I |
| 398522755600 | SWKB Z200-20-13 | 10 | 20 | 30 | 45 | 25 | M 6 | 40 | 1,2 | ii |
| 398522755600 | SWKB Z200-20-13 | 10 | 20 | 30 | 45 | 25 | M 6 | 40 | 1,2 | I |
| 398522756900 | SWKB Z200-20-16 | 10 | 20 | 30 | 45 | 25 | M 6 | 40 | 1,2 | I |
| 398522757100 | SWKB Z250-20-63 | 12 | 20 | 30 | 50 | 25 | M 6 | 40 | 1,2 | II |
| 398522757100 | SWKB Z250-20-63 | 12 | 20 | 30 | 50 | 25 | M 6 | 40 | 1,2 | I |
| 398522758400 | SWKB Z250-20-66 | 12 | 20 | 40 | 50 | 25 | M 6 | 40 | 1,7 | II |
| 398522758400 | SWKB Z250-20-66 | 12 | 20 | 40 | 50 | 25 | M 6 | 40 | 1,7 | I |
| 398522759700 | SWKB Z250-20-68 | 12 | 20 | 40 | 50 | 25 | M 6 | 40 | 1,8 | I |
| 398522759700 | SWKB Z250-20-68 | 12 | 20 | 40 | 50 | 25 | M 6 | 40 | 1,8 | II |
| 398522757100 | SWKB Z250-20-63 | 12 | 20 | 30 | 50 | 25 | M 6 | 40 | 1,2 | II |
| 398522758400 | SWKB Z250-20-66 | 12 | 20 | 40 | 50 | 25 | M 6 | 40 | 1,7 | II |
| 398522758400 | SWKB Z250-20-66 | 12 | 20 | 40 | 50 | 25 | M 6 | 40 | 1,7 | I |
| 398522759700 | SWKB Z250-20-68 | 12 | 20 | 40 | 50 | 25 | M 6 | 40 | 1,8 | I |
| 398522757100 | SWKB Z250-20-63 | 12 | 20 | 30 | 50 | 25 | M 6 | 40 | 1,2 | II |
| 398522758400 | SWKB Z250-20-66 | 12 | 20 | 40 | 50 | 25 | M 6 | 40 | 1,7 | II |
| 398522758400 | SWKB Z250-20-66 | 12 | 20 | 40 | 50 | 25 | M 6 | 40 | 1,7 | I |
| 398522759700 | SWKB Z250-20-68 | 12 | 20 | 40 | 50 | 25 | M 6 | 40 | 1,8 | I |
| 398522757100 | SWKB Z250-20-63 | 12 | 20 | 30 | 50 | 25 | M 6 | 40 | 1,2 | II |
| 398522758400 | SWKB Z250-20-66 | 12 | 20 | 40 | 50 | 25 | M 6 | 40 | 1,7 | II |
| 398522758400 | SWKB Z250-20-66 | 12 | 20 | 40 | 50 | 25 | M 6 | 40 | 1,7 | i |
| 398522759700 | SWKB Z250-20-68 | 12 | 20 | 40 | 50 | 25 | M 6 | 40 | 1,8 | II |
| 398522758400 | SWKB Z250-20-66 | 12 | 20 | 40 | 50 | 25 | M 6 | 40 | 1,7 | I |
| 398522759700 | SWKB Z250-20-68 | 12 | 20 | 40 | 50 | 25 | M 6 | 40 | 1,8 | I |
| 398522757100 | SWKB Z250-20-63 | 12 | 20 | 30 | 50 | 25 | M 6 | 40 | 1,2 | II |
| 398522758400 | SWKB Z250-20-66 | 12 | 20 | 30 | 50 | 25 | M 6 | 40 | 1,7 | II |
| 398522758400 | SWKB Z250-20-66 | 12 | 20 | 40 | 50 | 25 | M 6 | 40 | 1,7 | I |
| 398522759700 | SWKB Z250-20-68 | 12 | 20 | 40 | 50 | 25 | M 6 | 40 | 1,8 | I |



Ø 200 - 260 mm

| SCHUNK | | | FORKARDT | | | RÖHM | | | SMW-AUTOBLOK | | | BERG | | |
|---|---|---|---|---|---|---|---|---|---|---|---|---|---|---|
| Zakres mocowania | Max. wysięg szczęk | Typ uchwytu | Zakres mocowania | Max. wysięg szczęk | Typ uchwytu | Zakres mocowania | Max. wysięg szczęk | Typ uchwytu | Zakres mocowania | Max. wysięg szczęk | Typ uchwytu | Zakres mocowania | Max. wysięg szczęk | Typ uchwytu |
| Диапазон зажима | Макс. вылет кулачков | Тип патрона | Диапазон зажима | Макс. вылет кулачков | Тип патрона | Диапазон зажима | Макс. вылет кулачков | Тип патрона | Диапазон зажима | Макс. вылет кулачков | Тип патрона | Диапазон зажима | Макс. вылет кулачков | Тип патрона |
| 23 - 107 | 278 | ROTA-G 200 | 30 - 85 | 252 | F 200 | 26 - 90 | 256 | DURO 200 | 28 - 73 | 240 | HG-F 210 | 33 - 71 | 236 | KHNC 200 |
| 73 - 145 | 274 | ROTA-G 200 | 69 - 114 | 252 | F 200 | 64 - 136 | 275 | DURO 200 | 71 - 108 | 247 | HG-F 210 | 67 - 112 | 253 | KHNC 200 |
| 110 - 184 | 276 | ROTA-G 200 | 115 - 160 | 250 | F 200 | 98 - 165 | 265 | DURO 200 | 102 - 149 | 240 | HG-F 210 | 109 - 146 | 239 | KHNC 200 |
| 145 - 220 | 282 | ROTA-G 200 | 161 - 196 | 257 | F 200 | 132 - 200 | 262 | DURO 200 | 137 - 184 | 246 | HG-F 210 | 145 - 190 | 255 | KHNC 200 |
| 34 - 83 | 254 | ROTA-S plus 200 | 32 - 91 | 263 | F+ 200 | 28 - 124 | 291 | DURO-NC 200 | 29 - 73 | 240 | HG-F 210 | | | |
| 64 - 128 | 267 | ROTA-S plus 200 | 64 - 124 | 263 | F+ 200 | 54 - 152 | 291 | DURO-NC 200 | 66 - 111 | 240 | HG-F 210 | | | |
| 109 - 175 | 267 | ROTA-S plus 200 | 106 - 172 | 263 | F+ 200 | 103 - 199 | 291 | DURO-NC 200 | 103 - 149 | 240 | HG-F 210 | | | |
| 141 - 208 | 244 | ROTA-S plus 200 | 141 - 200 | 263 | F+ 200 | 138 - 200 | 268 | DURO-NC 200 | 138 - 184 | 246 | HG-F 210 | | | |
| 28 - 82 | 248 | THW 210-R | 37 - 75 | 241 | KTNC 200 | 34 - 90 | 256 | DURO-NCE 200 | 34 - 70 | 236 | KNCS 200 | | | |
| 66 - 119 | 250 | THW 210-R | 65 - 103 | 241 | KTNC 200 | 64 - 107 | 246 | DURO-NCE 200 | 71 - 107 | 236 | KNCS 200 | | | |
| 103 - 157 | 248 | THW 210-R | 112 - 150 | 241 | KTNC 200 | 108 - 165 | 256 | DURO-NCE 200 | 108 - 145 | 236 | KNCS 200 | | | |
| 138 - 192 | 254 | THW 210-R | 147 - 185 | 247 | KTNC 200 | 143 - 200 | 262 | DURO-NCE 200 | 143 - 180 | 242 | KNCS 200 | | | |
| 36 - 83 | 254 | ROTA NCWF 210 | 39 - 96 | 263 | KTNCV 200 | 28 - 114 | 281 | DURO-NCES 200 | 29 - 90 | 257 | KNCS-N 210 | | | |
| 78 - 115 | 254 | ROTA NCWF 210 | 66 - 124 | 263 | KTNCV 200 | | | | 74 - 137 | 267 | KNCS-N 210 | | | |
| 101 - 157 | 254 | ROTA NCWF 210 | 113 - 172 | 263 | KTNCV 200 | 102 - 190 | 281 | DURO-NCES 200 | | | | | | |
| 142 - 198 | 260 | ROTA NCWF 210 | 148 - 207 | 269 | KTNCV 200 | 137 - 200 | 268 | DURO-NCES 200 | 137 - 201 | 263 | KNCS-N 210 | | | |
| 31 - 96 | 264 | ROTA THW plus 215 | 39 - 96 | 263 | FNC 200 | 26 - 100 | 267 | DURO-NCES 200 | | | | | | |
| | | | 67 - 124 | 263 | FNC 200 | 64 - 137 | 267 | DURO-NCES 200 | | | | | | |
| 96 - 171 | 264 | ROTA THW plus 215 | 114 - 172 | 263 | FNC 200 | | | | | | | | | |
| 131 - 207 | 270 | ROTA THW plus 215 | 149 - 207 | 269 | FNC 200 | 135 - 200 | 263 | DURO-NCES 200 | | | | | | |
| 33 - 126 | 334 | ROTA-G 250 | 40 - 88 | 306 | F 250 | 31 - 103 | 326 | DURO 250 | 31 - 61 | 283 | HG-F 260 | 31 - 75 | 286 | KHNC 250 |
| 86 - 181 | 334 | ROTA-G 250 | | | | | | | | | | | | |
| | | | 86 - 158 | 318 | F 250 | 80 - 160 | 326 | DURO 250 | 74 - 129 | 295 | HG-F 260 | 75 - 120 | 286 | KHNC 250 |
| 140 - 237 | 336 | ROTA-G 250 | 158 - 212 | 304 | F 250 | 155 - 224 | 319 | DURO 250 | 135 - 204 | 298 | HG-F 260 | | | |
| 176 - 250 | 348 | ROTA-G 250 | 194 - 248 | 304 | F 250 | 189 - 250 | 333 | DURO 250 | 168 - 238 | 312 | HG-F 260 | 180 - 248 | 304 | KHNC 250 |
| | | | | | | | | | | | | 119 - 154 | 286 | KHNC 250 |
| 31 - 99 | 322 | ROTA-S plus 250 | 31 - 97 | 320 | F+ 250 | 31 - 101 | 336 | DURO-NC 250 | 33 - 74 | 284 | HG-N 260 | | | |
| 74 - 154 | 324 | ROTA-S plus 250 | 74 - 148 | 320 | F+ 250 | 76 - 170 | 336 | DURO-NC 250 | 74 - 131 | 284 | HG-N 260 | | | |
| 148 - 229 | 328 | ROTA-S plus 250 | 148 - 223 | 324 | F+ 250 | 151 - 246 | 340 | DURO-NC 250 | 130 - 194 | 288 | HG-N 260 | | | |
| 181 - 263 | 336 | ROTA-S plus 250 | 163 - 250 | 324 | F+ 250 | 184 - 250 | 330 | DURO-NC 250 | 173 - 238 | 313 | HG-N 260 | | | |
| 31 - 86 | 297 | THW 250-R | 31 - 84 | 307 | KTNC 250 | 31 - 85 | 308 | DURO-NCE 250 | 42 - 82 | 293 | KNCS 250 | | | |
| 82 - 143 | 297 | THW 250-R | 82 - 151 | 317 | KTNC 250 | 85 - 142 | 308 | DURO-NCE 250 | 77 - 139 | 293 | KNCS 250 | | | |
| 144 - 207 | 301 | THW 250-R | 159 - 217 | 311 | KTNC 250 | 160 - 218 | 312 | DURO-NCE 250 | 139 - 191 | 285 | KNCS 250 | | | |
| 177 - 240 | 315 | THW 250-R | 192 - 250 | 325 | KTNC 250 | 193 - 251 | 326 | DURO-NCE 250 | 182 - 235 | 310 | KNCS 250 | | | |
| 32 - 80 | 303 | ROTA NCWF 250 | 31 - 107 | 326 | KTNCV 250 | 31 - 99 | 312 | DURO-NCES 250 | | | | | | |
| 80 - 137 | 303 | ROTA NCWF 250 | 82 - 164 | 326 | KTNCV 250 | 76 - 152 | 324 | DURO-NCES 250 | | | | | | |
| | | | 157 - 240 | 334 | KTNCV 250 | 151 - 222 | 316 | DURO-NCES 250 | | | | | | |
| 119 - 171 | 303 | ROTA NCWF 250 | 190 - 250 | 325 | KTNCV 250 | 195 - 255 | 330 | DURO-NCES 250 | | | | | | |
| 155 - 213 | 307 | ROTA NCWF 250 | | | | | | | | | | | | |
| 188 - 246 | 321 | ROTA NCWF 250 | | | | | | | | | | | | |
| 37 - 100 | 313 | ROTA THW plus 260 | 40 - 107 | 330 | FNC 250 | 31 - 92 | 303 | DURO-NCES 250 | 39 - 103 | 314 | KNCS-N 260 | | | |
| 82 - 157 | 313 | ROTA THW plus 260 | 86 - 164 | 330 | FNC 250 | 84 - 149 | 303 | DURO-NCES 250 | 76 - 150 | 303 | KNCS-N 260 | | | |
| 145 - 221 | 317 | ROTA THW plus 260 | 157 - 228 | 322 | FNC 250 | 137 - 224 | 318 | DURO-NCES 250 | 139 - 213 | 307 | KNCS-N 260 | | | |
| 178 - 255 | 331 | ROTA THW plus 260 | 190 - 250 | 324 | FNC 250 | 180 - 247 | 321 | DURO-NCES 250 | 172 - 236 | 310 | KNCS-N 260 | | | |

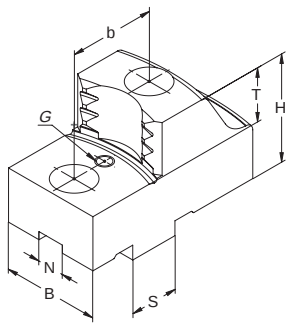


## SZCZĘKI CHWYTAKOWE • MOCOWANIE WEWNĘTRZNE
КУЛАЧКИ ЗУБЧАТЫЕ • ВНУТРЕННИЙ ЗАЖИМ

### Z WPUSTEM I ROWKIEM
С СИСТЕМОЙ ПАЗ-ШПОНКА

STAL СТАЛЬ

- Możliwość regulacji głębokości mocowania przedmiotu obrabianego „T", za pomocą wymiennych kołków oporowych.
- Śruby nie wchodzą w zakres dostawy i muszą być zamawiane oddzielnie.

- Возможность регулировки глубины крепления обрабатываемой детали «T» при помощи съемных опорных шпилек.
- Эти шпильки не входят в комплект поставки и должны быть заказаны отдельно.

**Pozycja szczęk podstawowych**
Положение мастер кулачков

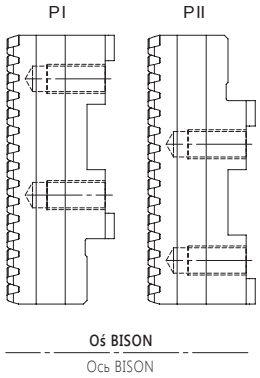


Kołki oporowe / Опорные шпильки str. / стр. 503

| Nr produktu / Код продукта | Typ szczęk / Тип кулачков | N | S | B | H | T | G | b | kg / kpl. / кг / кпл. | Pozycja szczęk podstawowych / Положение мастер кулачков |
|---|---|---|---|---|---|---|---|---|---|---|
| 398522757100 | SWKB Z250-20-63 | 12 | 20 | 30 | 50 | 25 | M 6 | 40 | 1,4 | II |
| 398522757100 | SWKB Z250-20-63 | 12 | 20 | 30 | 50 | 25 | M 6 | 40 | 1,4 | I |
| 398522759700 | SWKB Z250-20-68 | 12 | 20 | 40 | 50 | 25 | M 6 | 40 | 2,2 | I |
| 398522760400 | SWKB Z315-26-21 | 12 | 26 | 40 | 53 | 25 | M 8 | 54 | 2,8 | II |
| 398522760400 | SWKB Z315-26-21 | 12 | 26 | 40 | 53 | 25 | M 8 | 54 | 2,8 | I |
| 398522761700 | SWKB Z315-26-24 | 12 | 26 | 40 | 53 | 25 | M 8 | 54 | 2,3 | II |
| 398522761700 | SWKB Z315-26-24 | 12 | 26 | 40 | 53 | 25 | M 8 | 54 | 2,3 | I |
| 398522760400 | SWKB Z315-26-21 | 12 | 26 | 40 | 53 | 25 | M 8 | 54 | 2,8 | II |
| 398522761700 | SWKB Z315-26-24 | 12 | 26 | 40 | 53 | 25 | M 8 | 54 | 2,3 | II |
| 398522761700 | SWKB Z315-26-24 | 12 | 26 | 40 | 53 | 25 | M 8 | 54 | 2,3 | I |
| 398522757100 | SWKB Z250-20-63 | 12 | 20 | 30 | 50 | 25 | M 6 | 40 | 1,4 | II |
| 398522758400 | SWKB Z250-20-66 | 12 | 20 | 40 | 50 | 25 | M 6 | 40 | 1,9 | II |
| 398522759700 | SWKB Z250-20-68 | 12 | 20 | 40 | 50 | 25 | M 6 | 40 | 2,2 | II |
| 398522759700 | SWKB Z250-20-68 | 12 | 20 | 40 | 50 | 25 | M 6 | 40 | 2,2 | I |
| 398522757100 | SWKB Z250-20-63 | 12 | 20 | 30 | 50 | 25 | M 6 | 40 | 1,4 | II |
| 398522758400 | SWKB Z250-20-66 | 12 | 20 | 40 | 50 | 25 | M 6 | 40 | 1,9 | II |
| 398522758400 | SWKB Z250-20-66 | 12 | 20 | 40 | 50 | 25 | M 6 | 40 | 1,9 | I |
| 398522759700 | SWKB Z250-20-68 | 12 | 20 | 40 | 50 | 25 | M 6 | 40 | 2,2 | II |
| 398522759700 | SWKB Z250-20-68 | 12 | 20 | 40 | 50 | 25 | M 6 | 40 | 2,2 | I |
| 398522757100 | SWKB Z250-20-63 | 12 | 20 | 40 | 50 | 25 | M 6 | 40 | 1,4 | II |
| 398522758400 | SWKB Z250-20-66 | 12 | 20 | 40 | 50 | 25 | M 6 | 40 | 1,9 | II |
| 398522758400 | SWKB Z250-20-66 | 12 | 20 | 40 | 50 | 25 | M 6 | 40 | 1,9 | I |
| 398522759700 | SWKB Z250-20-68 | 12 | 20 | 40 | 50 | 25 | M 6 | 40 | 2,2 | II |
| 398522759700 | SWKB Z250-20-68 | 12 | 20 | 40 | 50 | 25 | M 6 | 40 | 2,2 | I |
| 398522760400 | SWKB Z315-26-21 | 12 | 26 | 40 | 53 | 25 | M 8 | 54 | 2,8 | II |
| 398522761700 | SWKB Z315-26-24 | 12 | 26 | 40 | 53 | 25 | M 8 | 54 | 2,3 | II |
| 398522761700 | SWKB Z315-26-24 | 12 | 26 | 40 | 53 | 25 | M 8 | 54 | 2,3 | I |
| 398522757100 | SWKB Z250-20-63 | 12 | 20 | 30 | 50 | 25 | M 6 | 40 | 1,4 | II |
| 398522759700 | SWKB Z250-20-68 | 12 | 20 | 40 | 50 | 25 | M 6 | 40 | 2,2 | II |
| 398522759700 | SWKB Z250-20-68 | 12 | 20 | 40 | 50 | 25 | M 6 | 40 | 2,2 | I |

Ø 250 - 315 mm





Materiał szczęk / Материал кулачков
Wielkość kąta ząbków / Зубчатое соединение



| | SCHUNK | | | FORKARDT | | | RÖHM | | | SMW-AUTOBLOK | | | BERG | | |
|---|---|---|---|---|---|---|---|---|---|---|---|---|---|---|---|
| | Zakres mocowania | Max. wysięg szczęk | Typ uchwytu | Zakres mocowania | Max. wysięg szczęk | Typ uchwytu | Zakres mocowania | Max. wysięg szczęk | Typ uchwytu | Zakres mocowania | Max. wysięg szczęk | Typ uchwytu | Zakres mocowania | Max. wysięg szczęk | Typ uchwytu |
| | Диапазон зажима | Макс. вылет кулачков | Тип патрона | Диапазон зажима | Макс. вылет кулачков | Тип патрона | Диапазон зажима | Макс. вылет кулачков | Тип патрона | Диапазон зажима | Макс. вылет кулачков | Тип патрона | Диапазон зажима | Макс. вылет кулачков | Тип патрона |
| Ø 250 - 315 mm | 39 - 147 | 381 | ROTA-G 315 | | | | | | | | | | | | |
| | 111 - 232 | 385 | ROTA-G 315 | | | | | | | | | | | | |
| | 201 - 318 | 394 | ROTA-G 315 | | | | | | | | | | | | |
| | 44 - 133 | 400 | ROTA-S plus 315 | 52 - 112 | 372 | F 315 | 49 - 118 | 384 | DURO 315 | | | | | | |
| | 85 - 210 | 400 | ROTA-S plus 315 | 105 - 150 | 330 | F 315 | 110 - 181 | 370 | DURO 315 | | | | | | |
| | 115 - 233 | 402 | ROTA-S plus 315 | 148 - 212 | 372 | F 315 | 140 - 212 | 370 | DURO 315 | | | | | | |
| | 190 - 315 | 402 | ROTA-S plus 315 | 214 - 292 | 372 | F 315 | 208 - 303 | 392 | DURO 315 | | | | | | |
| | | | | 50 - 118 | 384 | F+ 315 | 55 - 153 | 419 | DURO-NC 315 | 48 - 102 | 382 | HG-F 315 | | | |
| | | | | 119 - 218 | 384 | F+ 315 | 133 - 261 | 419 | DURO-NC 315 | 118 - 196 | 368 | HG-F 315 | | | |
| | | | | 191 - 295 | 384 | F+ 315 | 210 - 311 | 399 | DURO-NC 315 | 189 - 301 | 390 | HG-F 315 | | | |
| | 31 - 112 | 346 | THW 315-R | 40 - 108 | 322 | KTNC 315 | 57 - 138 | 362 | DURO-NCE 315 | 39 - 117 | 351 | HG-N 315 | 42 - 110 | 334 | KHNC 315 |
| | 86 - 170 | 346 | THW 315-R | 85 - 165 | 331 | KTNC 315 | | | | | | | 75 - 167 | 334 | KHNC 315 |
| | 119 - 204 | 346 | THW 315-R | 129 - 199 | 354 | KTNC 315 | 135 - 230 | 362 | DURO-NCE 315 | 118 - 208 | 351 | HG-N 315 | 119 - 201 | 334 | KHNC 315 |
| | 206 - 291 | 366 | THW 315-R | 192 - 274 | 352 | KTNC 315 | 211 - 305 | 380 | DURO-NCE 315 | 205 - 296 | 371 | HG-N 315 | 180 - 274 | 350 | KHNC 315 |
| | 36 - 127 | 343 | ROTA NCWF 315 | 40 - 100 | 318 | KTNCV 315; FNC 315 | | | | 49 - 101 | 335 | KNCS 315 | | | |
| | 80 - 185 | 343 | ROTA NCWF 315 | 86 - 152 | 318 | KTNCV 315; FNC 315 | | | | 95 - 170 | 346 | KNCS 315 | | | |
| | | | | | | | | | | 128 - 204 | 346 | KNCS 315 | | | |
| | 124 - 217 | 343 | ROTA NCWF 315 | 153 - 220 | 354 | KTNCV 315; FNC 315 | | | | | | | | | |
| | 188 - 293 | 369 | ROTA NCWF 315 | 218 - 296 | 352 | KTNCV 315; FNC 315 | | | | 204 - 280 | 355 | KNCS 315 | | | |
| | 41 - 138 | 373 | ROTA THW plus 315 | | | | | | | 38 - 124 | 357 | KNCS-N 315 | | | |
| | | | | | | | | | | 96 - 192 | 368 | KNCS-N 315 | | | |
| | | | | | | | | | | 173 - 269 | 363 | KNCS-N 315 | | | |
| | 119 - 228 | 373 | ROTA THW plus 315 | | | | | | | | | | | | |
| | 202 - 313 | 389 | ROTA THW plus 315 | | | | | | | 206 - 302 | 377 | KNCS-N 315 | | | |
| | | | | | | | 46 - 139 | 267 | DURO-NCES 315 | | | | | | |
| | | | | | | | 123 - 247 | 267 | DURO-NCES 315 | | | | | | |
| | | | | | | | 200 - 315 | 413 | DURO-NCES 315 | | | | | | |
| | | | | | | | 35 - 131 | 370 | DURO-NCES 315 | | | | | | |
| | | | | | | | 123 - 222 | 370 | DURO-NCES 315 | | | | | | |
| | | | | | | | 204 - 302 | 377 | DURO-NCES 315 | | | | | | |

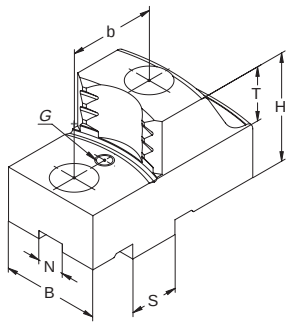


- Możliwość regulacji głębokości mocowania przedmiotu obrabianego „T", za pomocą wymiennych kołków oporowych.
- Śruby nie wchodzą w zakres dostawy i muszą być zamawiane oddzielnie.
- Возможность регулировки глубины крепления обрабатываемой детали «T» при помощи съемных опорных шпилек.
- Эти шпильки не входят в комплект поставки и должны быть заказаны отдельно.

**Pozycja szczęk podstawowych**
Положение мастер кулачков

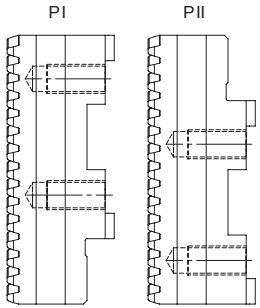


Oś BISON
Ось BISON

Kołki oporowe
Опорные шпильки
str. стр. 503

## SZCZĘKI CHWYTAKOWE • MOCOWANIE WEWNĘTRZNE
КУЛАЧКИ ЗУБЧАТЫЕ • ВНУТРЕННИЙ ЗАЖИМ

STAL СТАЛЬ

### Z WPUSTEM I ROWKIEM
С СИСТЕМОЙ ПАЗ-ШПОНКА

Ø 400 - 500 mm

| Nr produktu / Код продукта | Typ szczęk / Тип кулачков | N | S | B | H | T | G | b | kg / kpl. / кг / кпл. | Pozycja szczęk podstawowych / Положение мастер кулачков |
|---|---|---|---|---|---|---|---|---|---|---|
| 398522762000 | SWKB Z400-30-09 | 18 | 30 | 50 | 71 | 33 | M 8 | 60 | 5,2 | II |
| 398522763200 | SWKB Z400-30-12 | 18 | 30 | 50 | 71 | 33 | M 8 | 60 | 4,6 | II |
| 398522763200 | SWKB Z400-30-12 | 18 | 30 | 50 | 71 | 33 | M 8 | 60 | 4,6 | I |
| 398522762000 | SWKB Z400-30-09 | 18 | 30 | 50 | 71 | 33 | M 8 | 60 | 5,2 | II |
| 398522763200 | SWKB Z400-30-12 | 18 | 30 | 50 | 71 | 33 | M 8 | 60 | 4,6 | II |
| 398522763200 | SWKB Z400-30-12 | 18 | 30 | 50 | 71 | 33 | M 8 | 60 | 4,6 | I |
| 398522760400 | SWKB Z315-26-21 | 12 | 26 | 40 | 53 | 25 | M 8 | 54 | 3,1 | I |
| 398522760400 | SWKB Z315-26-21 | 12 | 26 | 40 | 53 | 25 | M 8 | 54 | 3,1 | II |
| 398522761700 | SWKB Z315-26-24 | 12 | 26 | 40 | 53 | 25 | M 8 | 54 | 2,8 | II |
| 398522761700 | SWKB Z315-26-24 | 12 | 26 | 40 | 53 | 25 | M 8 | 54 | 2,8 | I |
| 398522760400 | SWKB Z315-26-21 | 12 | 26 | 40 | 53 | 25 | M 8 | 54 | 3,1 | II |
| 398522761700 | SWKB Z315-26-24 | 12 | 26 | 40 | 53 | 25 | M 8 | 54 | 2,8 | II |
| 398522761700 | SWKB Z315-26-24 | 12 | 26 | 40 | 53 | 25 | M 8 | 54 | 2,8 | I |
| 398522762000 | SWKB Z400-30-09 | 18 | 30 | 50 | 71 | 33 | M 8 | 60 | 5,2 | II |
| 398522763200 | SWKB Z400-30-12 | 18 | 30 | 50 | 71 | 33 | M 8 | 60 | 4,6 | II |
| 398522763200 | SWKB Z400-30-12 | 18 | 30 | 50 | 71 | 33 | M 8 | 60 | 4,6 | I |
| 398522760400 | SWKB Z315-26-21 | 12 | 26 | 40 | 53 | 25 | M 8 | 54 | 3,1 | II |
| 398522761700 | SWKB Z315-26-24 | 12 | 26 | 40 | 53 | 25 | M 8 | 54 | 2,8 | II |
| 398522761700 | SWKB Z315-26-24 | 12 | 26 | 40 | 53 | 25 | M 8 | 54 | 2,8 | I |
| 398522762000 | SWKB Z400-30-09 | 18 | 30 | 50 | 71 | 33 | M 8 | 60 | 5,2 | II |
| 398522763200 | SWKB Z400-30-12 | 18 | 30 | 50 | 71 | 33 | M 8 | 60 | 4,6 | II |
| 398522763200 | SWKB Z400-30-12 | 18 | 30 | 50 | 71 | 33 | M 8 | 60 | 4,6 | I |
| 398522762000 | SWKB Z400-30-09 | 18 | 30 | 50 | 71 | 33 | M 8 | 60 | 5,2 | II |
| 398522763200 | SWKB Z400-30-12 | 18 | 30 | 50 | 71 | 33 | M 8 | 60 | 4,6 | II |
| 398522763200 | SWKB Z400-30-12 | 18 | 30 | 50 | 71 | 33 | M 8 | 60 | 4,6 | I |
| 398522762000 | SWKB Z400-30-09 | 18 | 30 | 50 | 71 | 33 | M 8 | 60 | 5,2 | II |
| 398522763200 | SWKB Z400-30-12 | 18 | 30 | 50 | 71 | 33 | M 8 | 60 | 4,6 | II |
| 398522763200 | SWKB Z400-30-12 | 18 | 30 | 50 | 71 | 33 | M 8 | 60 | 4,6 | I |
| 398522762000 | SWKB Z400-30-09 | 18 | 30 | 50 | 71 | 33 | M 8 | 60 | 5,2 | II |
| 398522763200 | SWKB Z400-30-12 | 18 | 30 | 50 | 71 | 33 | M 8 | 60 | 4,6 | II |
| 398522763200 | SWKB Z400-30-12 | 18 | 30 | 50 | 71 | 33 | M 8 | 60 | 4,6 | I |
| 398522762000 | SWKB Z400-30-09 | 18 | 30 | 50 | 71 | 33 | M 8 | 60 | 5,2 | II |
| 398522763200 | SWKB Z400-30-12 | 18 | 30 | 50 | 71 | 33 | M 8 | 60 | 4,6 | II |
| 398522763200 | SWKB Z400-30-12 | 18 | 30 | 50 | 71 | 33 | M 8 | 60 | 4,6 | I |



Ø 400 - 500 mm

| SCHUNK | | | FORKARDT | | | RÖHM | | | SMW-AUTOBLOK | | | BERG | | |
|---|---|---|---|---|---|---|---|---|---|---|---|---|---|---|
| Zakres mocowania<br>Диапазон зажима | Max. wysięg szczęk<br>Макс. вылет кулачков | Typ uchwytu<br>Тип патрона | Zakres mocowania<br>Диапазон зажима | Max. wysięg szczęk<br>Макс. вылет кулачков | Typ uchwytu<br>Тип патрона | Zakres mocowania<br>Диапазон зажима | Max. wysięg szczęk<br>Макс. вылет кулачков | Typ uchwytu<br>Тип патрона | Zakres mocowania<br>Диапазон зажима | Max. wysięg szczęk<br>Макс. вылет кулачков | Typ uchwytu<br>Тип патрона | Zakres mocowania<br>Диапазон зажима | Max. wysięg szczęk<br>Макс. вылет кулачков | Typ uchwytu<br>Тип патрона |
| | | | | | | 59 - 160 | 498 | DURO 400 | | | | | | |
| | | | | | | 139 - 244 | 481 | DURO 400 | | | | | | |
| | | | | | | 241 - 380 | 498 | DURO 400 | | | | | | |
| | | | | | | 64 - 164 | 502 | DURO-NC 400 | 66 - 149 | 487 | HG-F 400 | | | |
| | | | | | | 145 - 265 | 502 | DURO-NC 400 | 131 - 250 | 487 | HG-F 400 | | | |
| | | | | | | 247 - 384 | 502 | DURO-NC 400 | 214 - 367 | 485 | HG-F 400 | | | |
| 159 - 225 | 445 | ROTA-G 400 | | | | | | | | | | 55 - 108 | 375 | KHNC 400 |
| 50 - 178 | 445 | ROTA-G 400 | 58 - 154 | 420 | KTNC 400 | 90 - 199 | 466 | DURO-NCE 400 | 62 - 144 | 411 | HG-N 400 | 87 - 183 | 373 | KHNC 400 |
| 212 - 286 | 453 | ROTA-G 400 | 152 - 262 | 420 | KTNC 400 | 197 - 307 | 466 | DURO-NCE 400 | 136 - 263 | 422 | HG-N 400 | 148 - 242 | 402 | KHNC 400 |
| 267 - 364 | 453 | ROTA-G 400 | 214 - 341 | 430 | KTNC 400 | 275 - 385 | 474 | DURO-NCE 400 | 213 - 341 | 430 | HG-N 400 | 238 - 374 | 454 | KHNC 400 |
| | | | 54 - 158 | 426 | KTNCV 400 | | | | 49 - 154 | 421 | KNCS 400 | | | |
| | | | 160 - 262 | 420 | KTNCV 400 | | | | 143 - 251 | 410 | KNCS 400 | | | |
| | | | 214 - 370 | 458 | KTNCV 400 | | | | 220 - 340 | 429 | KNCS 400 | | | |
| 51 - 168 | 507 | ROTA-S plus 400 | | | | 54 - 180 | 329 | DURO-NCES 400 | | | | | | |
| 119 - 266 | 509 | ROTA-S plus 400 | | | | 134 - 282 | 519 | DURO-NCES 400 | | | | | | |
| 230 - 382 | 509 | ROTA-S plus 400 | | | | 253 - 401 | 519 | DURO-NCES 400 | | | | | | |
| 44 - 154 | 435 | ROTA THW 400 | 58 - 181 | 448 | FNC 400 | 53 - 181 | 449 | DURO-NCES 400 | 63 - 181 | 449 | KNCS-N 400 | | | |
| 134 - 262 | 433 | ROTA THW 400 | 135 - 289 | 448 | FNC 400 | 158 - 290 | 449 | DURO-NCES 400 | 169 - 290 | 449 | KNCS-N 400 | | | |
| 211 - 340 | 429 | ROTA THW 400 | 200 - 355 | 444 | FNC 400 | 236 - 368 | 457 | DURO-NCES 400 | 256 - 368 | 457 | KNCS-N 400 | | | |
| 54 - 196 | 532 | ROTA-G 500 | 80 - 154 | 485 | F 500 L | 61 - 213 | 552 | DURO 500 | 66 - 166 | 504 | HG-F 500 | | | |
| 153 - 337 | 574 | ROTA-G 500 | 146 - 285 | 520 | F 500 L | 175 - 314 | 552 | DURO 500 | 147 - 267 | 504 | HG-F 500 | | | |
| 270 - 452 | 570 | ROTA-G 500 | 282 - 448 | 566 | F 500 L | 277 - 451 | 569 | DURO 500 | 266 - 402 | 520 | HG-F 500 | | | |
| 66 - 196 | 532 | ROTA-S plus 500 | 80 - 154 | 485 | F+ 500 L | 60 - 193 | 532 | DURO-NC 500 | 67 - 180 | 518 | HG-N 500 | | | |
| 162 - 328 | 575 | ROTA-S plus 500 | 142 - 293 | 525 | F+ 500 L | 174 - 294 | 532 | DURO-NC 500 | 138 - 267 | 504 | HG-N 500 | | | |
| 288 - 465 | 585 | ROTA-S plus 500 | 248 - 460 | 588 | F+ 500 L | 259 - 431 | 549 | DURO-NC 500 | 245 - 402 | 520 | HG-N 500 | | | |
| 55 - 177 | 520 | ROTA THW 500 | 80 - 179 | 518 | KTNC 500 | | | | 71 - 179 | 518 | KNCS 500 | | | |
| 145 - 279 | 520 | ROTA THW 500 | 140 - 280 | 518 | KTNC 500 | | | | 155 - 281 | 518 | KNCS 500 | | | |
| 265 - 400 | 520 | ROTA THW 500 | 245 - 400 | 518 | KTNC 500 | | | | 260 - 400 | 518 | KNCS 500 | | | |
| | | | 80 - 230 | 569 | KTNCV 500 | | | | 58 - 207 | 546 | KNCS-N 500 | | | |
| | | | 143 - 284 | 530 | KTNCV 500 | | | | 141 - 309 | 546 | KNCS-N 500 | | | |
| | | | 261 - 451 | 569 | KTNCV 500 | | | | 260 - 430 | 548 | KNCS-N 500 | | | |
| | | | 80 - 164 | 578 | FNC 500 | | | | | | | | | |
| | | | 153 - 330 | 578 | FNC 500 | | | | | | | | | |
| | | | 269 - 448 | 576 | FNC 500 | | | | | | | | | |

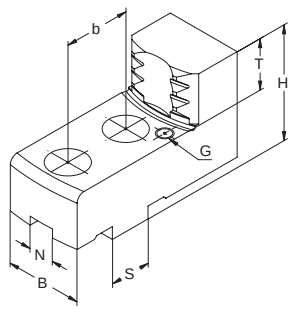


## SZCZĘKI CHWYTAKOWE • MOCOWANIE ZEWNĘTRZNE
КУЛАЧКИ ЗУБЧАТЫЕ • ВНЕШНИЙ ЗАЖИМ

### Z WPUSTEM I ROWKIEM
С СИСТЕМОЙ ПАЗ-ШПОНКА

STAL СТАЛЬ

- Możliwość regulacji głębokości mocowania przedmiotu obrabianego „T", za pomocą wymiennych kołków oporowych.
- Śruby nie wchodzą w zakres dostawy i muszą być zamawiane oddzielnie.
- Возможность регулировки глубины крепления обрабатываемой детали «T» при помощи съемных опорных шпилек.
- Эти шпильки не входят в комплект поставки и должны быть заказаны отдельно.

**Pozycja szczęk podstawowych**
Положение мастер кулачков

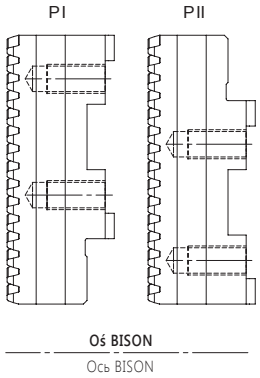


Kołki oporowe str. 503
Опорные шпильки стр.

| Nr produktu / Код продукта | Typ szczęk / Тип кулачков | N | S | B | H | T | G | b | kg / kpl. / кг / кпл. | Pozycja szczęk podstawowych / Положение мастер кулачков |
|---|---|---|---|---|---|---|---|---|---|---|
| 398522638000 | SZKB Z160-18-67 | 8 | 18 | 26 | 40 | 20 | M 6 | 32 | 0,7 | I |
| 398522639200 | SZKB Z160-18-68 | 8 | 18 | 26 | 40 | 20 | M 6 | 32 | 0,8 | II |
| 398522640000 | SZKB Z160-18-69 | 8 | 18 | 30 | 40 | 20 | M 6 | 32 | 0,8 | II |
| 398522640000 | SZKB Z160-18-69 | 8 | 18 | 30 | 40 | 20 | M 6 | 32 | 0,8 | I |
| 398522639200 | SZKB Z160-18-68 | 8 | 18 | 26 | 40 | 20 | M 6 | 32 | 0,8 | I |
| 398522640000 | SZKB Z160-18-69 | 8 | 18 | 30 | 40 | 20 | M 6 | 32 | 0,8 | I |
| 398522638000 | SZKB Z160-18-67 | 8 | 18 | 26 | 40 | 20 | M 6 | 32 | 0,7 | I |
| 398522639200 | SZKB Z160-18-68 | 8 | 18 | 26 | 40 | 20 | M 6 | 32 | 0,8 | I |
| 398522640000 | SZKB Z160-18-69 | 8 | 18 | 30 | 40 | 20 | M 6 | 32 | 0,8 | II |
| 398522640000 | SZKB Z160-18-69 | 8 | 18 | 30 | 40 | 20 | M 6 | 32 | 0,8 | I |
| 398522638000 | SZKB Z160-18-67 | 8 | 18 | 26 | 40 | 20 | M 6 | 32 | 0,7 | I |
| 398522639200 | SZKB Z160-18-68 | 8 | 18 | 26 | 40 | 20 | M 6 | 32 | 0,8 | I |
| 398522640000 | SZKB Z160-18-69 | 8 | 18 | 30 | 40 | 20 | M 6 | 32 | 0,8 | II |
| 398522640000 | SZKB Z160-18-69 | 8 | 18 | 30 | 40 | 20 | M 6 | 32 | 0,8 | I |
| 398522638000 | SZKB Z160-18-67 | 8 | 18 | 20 | 40 | 20 | M 6 | 32 | 0,7 | I |
| 398522639200 | SZKB Z160-18-68 | 8 | 18 | 26 | 40 | 20 | M 6 | 32 | 0,8 | I |
| 398522640000 | SZKB Z160-18-69 | 8 | 18 | 30 | 40 | 20 | M 6 | 32 | 0,8 | II |
| 398522640000 | SZKB Z160-18-69 | 8 | 18 | 30 | 40 | 20 | M 6 | 32 | 0,8 | I |
| 398522641200 | SZKB Z200-20-09 | 10 | 20 | 30 | 45 | 20 | M 6 | 40 | 1,3 | I |
| 398522642500 | SZKB Z200-20-11 | 10 | 20 | 30 | 45 | 20 | M 6 | 40 | 1,1 | II |
| 398522642500 | SZKB Z200-20-11 | 10 | 20 | 30 | 45 | 20 | M 6 | 40 | 1,1 | I |
| 398522641200 | SZKB Z200-20-09 | 10 | 20 | 30 | 45 | 20 | M 6 | 40 | 1,3 | I |
| 398522642500 | SZKB Z200-20-11 | 10 | 20 | 30 | 45 | 20 | M 6 | 40 | 1,1 | II |
| 398522642500 | SZKB Z200-20-11 | 10 | 20 | 30 | 45 | 20 | M 6 | 40 | 1,1 | I |
| 398522641200 | SZKB Z200-20-09 | 10 | 20 | 30 | 45 | 20 | M 6 | 40 | 1,3 | I |
| 398522642500 | SZKB Z200-20-11 | 10 | 20 | 30 | 45 | 20 | M 6 | 40 | 1,1 | II |
| 398522642500 | SZKB Z200-20-11 | 10 | 20 | 30 | 45 | 20 | M 6 | 40 | 1,1 | I |
| 398522641200 | SZKB Z200-20-09 | 10 | 20 | 30 | 45 | 20 | M 6 | 40 | 1,3 | I |
| 398522642500 | SZKB Z200-20-11 | 10 | 20 | 30 | 45 | 20 | M 6 | 40 | 1,1 | II |
| 398522642500 | SZKB Z200-20-11 | 10 | 20 | 30 | 45 | 20 | M 6 | 40 | 1,1 | I |
| 398522641200 | SZKB Z200-20-09 | 10 | 20 | 30 | 45 | 20 | M 6 | 40 | 1,3 | I |
| 398522642500 | SZKB Z200-20-11 | 10 | 20 | 30 | 45 | 20 | M 6 | 40 | 1,1 | II |
| 398522642500 | SZKB Z200-20-11 | 10 | 20 | 30 | 45 | 20 | M 6 | 40 | 1,1 | I |

Ø 160 - 200 mm



Ø 160 - 200 mm

| SCHUNK | | | FORKARDT | | | RÖHM | | | SMW-AUTOBLOK | | | BERG | | |
|---|---|---|---|---|---|---|---|---|---|---|---|---|---|---|
| Zakres mocowania | Max. wysięg szczęk | Typ uchwytu | Zakres mocowania | Max. wysięg szczęk | Typ uchwytu | Zakres mocowania | Max. wysięg szczęk | Typ uchwytu | Zakres mocowania | Max. wysięg szczęk | Typ uchwytu | Zakres mocowania | Max. wysięg szczęk | Typ uchwytu |
| Диапазон зажима | Макс. вылет кулачков | Тип патрона | Диапазон зажима | Макс. вылет кулачков | Тип патрона | Диапазон зажима | Макс. вылет кулачков | Тип патрона | Диапазон зажима | Макс. вылет кулачков | Тип патрона | Диапазон зажима | Макс. вылет кулачков | Тип патрона |
| | | | | | | | | | 47 - 72 | 193 | HG-F 160 | 47 - 76 | 197 | KHNC 160 |
| 55 - 92 | 207 | ROTA-G 160 | | | | | | | | | | | | |
| 75 - 129 | 207 | ROTA-G 160 | | | | | | | 67 - 97 | 193 | HG-F 160 | 72 - 107 | 205 | KHNC 160 |
| 92 - 147 | 207 | ROTA-G 160 | | | | | | | 97 - 132 | 193 | HG-F 160 | 100 - 136 | 197 | KHNC 160 |
| 51 - 101 | 217 | ROTA-S plus 160 | | | | | | | | | | | | |
| 101 - 156 | 217 | ROTA-S plus 160 | | | | | | | | | | | | |
| 46 - 57 | 177 | THW 165-R | | | | | | | 46 - 71 | 192 | HG-N 160 | | | |
| 52 - 62 | 177 | THW 165-R | | | | | | | | | | | | |
| 67 - 99 | 177 | THW 165-R | | | | | | | 69 - 112 | 191 | HG-N 160 | | | |
| 84 - 117 | 177 | THW 165-R | | | | | | | 96 - 131 | 192 | HG-N 160 | | | |
| | | | | | | | | | 46 - 65 | 186 | KNCS 175 | | | |
| 55 - 73 | 190 | ROTA THW plus 165 | | | | | | | 51 - 71 | 186 | KNCS 175 | | | |
| 74 - 110 | 190 | ROTA THW plus 165 | | | | | | | 73 - 108 | 186 | KNCS 175 | | | |
| 83 - 128 | 190 | ROTA THW plus 165 | | | | | | | 91 - 126 | 186 | KNCS 175 | | | |
| 54 - 90 | | ROTA THW plus 185 | | | | | | | 47 - 71 | 192 | KNCS-N 170 | 55 - 100 | 222 | KHNC 185 |
| | | | | | | | | | 53 - 77 | 192 | KNCS-N 170 | | | |
| | | | | | | | | | 78 - 114 | 192 | KNCS-N 170 | 86 - 132 | 229 | KHNC 185 |
| 86 - 150 | 212 | ROTA THW plus 185 | | | | | | | 98 - 132 | 192 | KNCS-N 170 | 115 - 160 | 222 | KHNC 185 |
| 53 - 124 | 212 | ROTA-G 200 | 55 - 90 | 241 | F 200 | 57 - 95 | 246 | DURO 200 | 53 - 86 | 237 | HG-F 210 | 60 - 85 | 236 | KHNC 200 |
| | | | 87 - 127 | 252 | F 200 | 83 - 135 | 265 | DURO 200 | 83 - 117 | 237 | HG-F 210 | 86 - 121 | 251 | KHNC 200 |
| 120 - 194 | 276 | ROTA-G 200 | 125 - 170 | 251 | F 200 | 117 - 174 | 256 | DURO 200 | 99 - 155 | 237 | HG-F 210 | 120 - 165 | 239 | KHNC 200 |
| 53 - 115 | 276 | ROTA-S plus 200 | 53 - 111 | 263 | F+ 200 | 62 - 120 | 271 | DURO-NC 200 | 53 - 88 | 240 | HG-N 210 | | | |
| 83 - 137 | 267 | ROTA-S plus 200 | 83 - 134 | 263 | F+ 200 | 84 - 161 | 291 | DURO-NC 200 | 83 - 120 | 240 | HG-N 210 | | | |
| 119 - 185 | 267 | ROTA-S plus 200 | 115 - 181 | 263 | F+ 200 | 112 - 190 | 271 | DURO-NC 200 | 104 - 158 | 240 | HG-N 210 | | | |
| 53 - 96 | 248 | THW 210-R | 53 - 90 | 241 | KTNC 200 | 53 - 95 | 246 | DURO-NCE 200 | 58 - 84 | 236 | KNCS 200 | | | |
| 84 - 128 | 250 | THW 210-R | 83 - 112 | 241 | KTNC 200 | 83 - 117 | 246 | DURO-NCE 200 | 83 - 117 | 236 | KNCS 200 | | | |
| 113 - 166 | 248 | THW 210-R | 122 - 160 | 241 | KTNC 200 | 118 - 174 | 256 | DURO-NCE 200 | 109 - 154 | 236 | KNCS 200 | | | |
| 53 - 111 | 264 | ROTA THW plus 215 | 54 - 111 | 263 | KTNCV 200 | 53 - 129 | 281 | DURO-NCES 200 | 53 - 115 | 267 | KNCS-N 210 | | | |
| | | | 84 - 133 | 263 | KTNCV 200 | | | | 93 - 147 | 267 | KNCS-N 210 | | | |
| 106 - 181 | 264 | ROTA THW plus 215 | 123 - 181 | 263 | KTNCV 200 | 111 - 199 | 281 | DURO-NCES 200 | 112 - 185 | 267 | KNCS-N 210 | | | |
| | | | 54 - 111 | 263 | FNC 200 | 53 - 115 | 267 | DURO-NCES 200 | | | | | | |
| | | | 83 - 133 | 263 | FNC 200 | | | | | | | | | |
| | | | 124 - 181 | 263 | FNC 200 | 110 - 185 | 267 | DURO-NCES 200 | | | | | | |

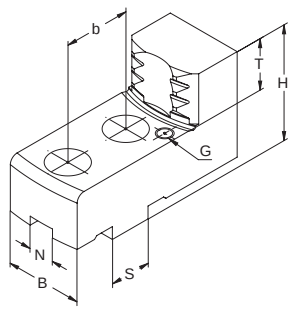


- Możliwość regulacji głębokości mocowania przedmiotu obrabianego „T", za pomocą wymiennych kołków oporowych.
- Śruby nie wchodzą w zakres dostawy i muszą być zamawiane oddzielnie.

- Возможность регулировки глубины крепления обрабатываемой детали «T» при помощи съемных опорных шпилек.
- Эти шпильки не входят в комплект поставки и должны быть заказаны отдельно.

**Pozycja szczęk podstawowych**
Положение мастер кулачков

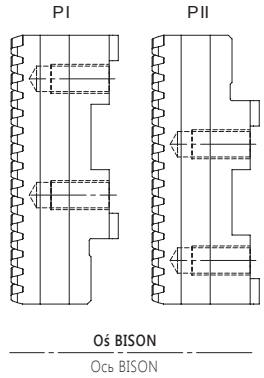


Kołki oporowe str. 503
Опорные шпильки стр.

## SZCZĘKI CHWYTAKOWE • MOCOWANIE ZEWNĘTRZNE
КУЛАЧКИ ЗУБЧАТЫЕ • ВНЕШНИЙ ЗАЖИМ

### Z WPUSTEM I ROWKIEM
С СИСТЕМОЙ ПАЗ-ШПОНКА

STAL СТАЛЬ

Ø 250 - 315 mm

| Nr produktu / Код продукта | Typ szczęk / Тип кулачков | N | S | B | H | T | G | b | kg / kpl. / кг / кпл. | Pozycja szczęk podstawowych / Положение мастер кулачков |
|---|---|---|---|---|---|---|---|---|---|---|
| 398522643800 | SZKB Z250-20-61 | 12 | 20 | 40 | 50 | 25 | M 6 | 40 | 2,1 | I |
| 398522644000 | SZKB Z250-20-64 | 12 | 20 | 40 | 50 | 25 | M 6 | 40 | 1,9 | II |
| 398522644000 | SZKB Z250-20-64 | 12 | 20 | 40 | 50 | 25 | M 6 | 40 | 1,9 | I |
| 398522643800 | SZKB Z250-20-61 | 12 | 20 | 40 | 50 | 25 | M 6 | 40 | 2,1 | I |
| 398522644000 | SZKB Z250-20-64 | 12 | 20 | 40 | 50 | 25 | M 6 | 40 | 1,9 | II |
| 398522644000 | SZKB Z250-20-64 | 12 | 20 | 40 | 50 | 25 | M 6 | 40 | 1,9 | I |
| 398522643800 | SZKB Z250-20-61 | 12 | 20 | 40 | 50 | 25 | M 6 | 40 | 2,1 | I |
| 398522644000 | SZKB Z250-20-64 | 12 | 20 | 40 | 50 | 25 | M 6 | 40 | 1,9 | II |
| 398522644000 | SZKB Z250-20-64 | 12 | 20 | 40 | 50 | 25 | M 6 | 40 | 1,9 | I |
| 398522643800 | SZKB Z250-20-61 | 12 | 20 | 40 | 50 | 25 | M 6 | 40 | 2,1 | I |
| 398522644000 | SZKB Z250-20-64 | 12 | 20 | 40 | 50 | 25 | M 6 | 40 | 1,9 | II |
| 398522644000 | SZKB Z250-20-64 | 12 | 20 | 40 | 50 | 25 | M 6 | 40 | 1,9 | I |
| 398522643800 | SZKB Z250-20-61 | 12 | 20 | 40 | 50 | 25 | M 6 | 40 | 2,1 | I |
| 398522644000 | SZKB Z250-20-64 | 12 | 20 | 40 | 50 | 25 | M 6 | 40 | 1,9 | I |
| 398522644000 | SZKB Z250-20-64 | 12 | 20 | 40 | 50 | 25 | M 6 | 40 | 1,9 | II |
| 398522645300 | SZKB Z315-26-19 | 12 | 26 | 40 | 53 | 25 | M 8 | 54 | 2,9 | I |
| 398522646600 | SZKB Z315-26-22 | 12 | 26 | 40 | 53 | 25 | M 8 | 54 | 2,3 | II |
| 398522646600 | SZKB Z315-26-22 | 12 | 26 | 40 | 53 | 25 | M 8 | 54 | 2,3 | I |
| 398522645300 | SZKB Z315-26-19 | 12 | 26 | 40 | 53 | 25 | M 8 | 54 | 2,9 | I |
| 398522646600 | SZKB Z315-26-22 | 12 | 26 | 40 | 53 | 25 | M 8 | 54 | 2,3 | I |
| 398522643800 | SZKB Z250-20-61 | 12 | 20 | 40 | 50 | 25 | M 6 | 40 | 2,1 | I |
| 398522644000 | SZKB Z250-20-64 | 12 | 20 | 40 | 50 | 25 | M 6 | 40 | 1,9 | II |
| 398522644000 | SZKB Z250-20-64 | 12 | 20 | 40 | 50 | 25 | M 6 | 40 | 1,9 | I |
| 398522645300 | SZKB Z315-26-19 | 12 | 26 | 40 | 53 | 25 | M 8 | 54 | 2,9 | I |
| 398522646600 | SZKB Z315-26-22 | 12 | 26 | 40 | 53 | 25 | M 8 | 54 | 2,3 | II |
| 398522646600 | SZKB Z315-26-22 | 12 | 26 | 40 | 53 | 25 | M 8 | 54 | 2,3 | I |
| 398522643800 | SZKB Z250-20-61 | 12 | 20 | 40 | 50 | 25 | M 6 | 40 | 2,1 | I |
| 398522644000 | SZKB Z250-20-64 | 12 | 20 | 40 | 50 | 25 | M 6 | 40 | 1,9 | II |
| 398522644000 | SZKB Z250-20-64 | 12 | 20 | 40 | 50 | 25 | M 6 | 40 | 1,9 | I |
| 398522643800 | SZKB Z250-20-61 | 12 | 20 | 40 | 50 | 25 | M 6 | 40 | 2,1 | I |
| 398522643800 | SZKB Z250-20-61 | 12 | 20 | 40 | 50 | 25 | M 6 | 40 | 2,1 | I |
| 398522644000 | SZKB Z250-20-64 | 12 | 20 | 40 | 50 | 25 | M 6 | 40 | 1,9 | II |
| 398522644000 | SZKB Z250-20-64 | 12 | 20 | 40 | 50 | 25 | M 6 | 40 | 1,9 | I |



Ø 250 - 315 mm

| SCHUNK | | | FORKARDT | | | RÖHM | | | SMW-AUTOBLOK | | | BERG | | |
|---|---|---|---|---|---|---|---|---|---|---|---|---|---|---|
| Zakres mocowania | Max. wysięg szczęk | Typ uchwytu | Zakres mocowania | Max. wysięg szczęk | Typ uchwytu | Zakres mocowania | Max. wysięg szczęk | Typ uchwytu | Zakres mocowania | Max. wysięg szczęk | Typ uchwytu | Zakres mocowania | Max. wysięg szczęk | Typ uchwytu |
| Диапазон зажима | Макс. вылет кулачков | Тип патрона | Диапазон зажима | Макс. вылет кулачков | Тип патрона | Диапазон зажима | Макс. вылет кулачков | Тип патрона | Диапазон зажима | Макс. вылет кулачков | Тип патрона | Диапазон зажима | Макс. вылет кулачков | Тип патрона |
| 69 - 158 | 330 | ROTA-G 250 | 80 - 134 | 304 | F 250 | 76 - 143 | 315 | DURO 250 | 69 - 124 | 294 | HG-F 260 | 80 - 134 | 304 | KHNC 250 |
| 124 - 220 | 334 | ROTA-G 250 | 123 - 198 | 328 | F 250 | 118 - 199 | 326 | DURO 250 | 110 - 168 | 295 | HG-F 260 | 126 - 180 | 309 | KHNC 250 |
| 181 - 274 | 336 | ROTA-G 250 | 198 - 246 | 305 | F 250 | 193 - 263 | 317 | DURO 250 | 173 - 242 | 296 | HG-F 260 | 186 - 230 | 298 | KHNC 250 |
| 71 - 151 | 322 | ROTA-S plus 250 | 69 - 148 | 320 | F+ 250 | 83 - 153 | 324 | DURO-NC 250 | 69 - 124 | 295 | HG-N 260 | | | |
| 113 - 192 | 309 | ROTA-S plus 250 | 112 - 186 | 320 | F+ 250 | 125 - 208 | 336 | DURO-NC 250 | 108 - 180 | 295 | HG-N 260 | | | |
| 188 - 270 | 311 | ROTA-S plus 250 | 186 - 262 | 322 | F+ 250 | 189 - 260 | 314 | DURO-NC 250 | 168 - 243 | 297 | HG-N 260 | | | |
| 69 - 126 | 297 | THW 250-R | 80 - 136 | 307 | KTNC 250 | 80 - 137 | 308 | DURO-NCE 250 | 69 - 121 | 292 | KNCS 250 | | | |
| 119 - 181 | 297 | THW 250-R | 122 - 180 | 307 | KTNC 250 | 123 - 181 | 308 | DURO-NCE 250 | 114 - 178 | 293 | KNCS 250 | | | |
| 182 - 245 | 299 | THW 250-R | 197 - 255 | 309 | KTNC 250 | 198 - 256 | 310 | DURO-NCE 250 | 176 - 240 | 294 | KNCS 250 | | | |
| 76 - 140 | 313 | ROTA THW plus 260 | 77 - 158 | 330 | KTNCV 250 | 71 - 165 | 336 | DURO-NCES 250 | 69 - 143 | 314 | KNCS-N 260 | | | |
| 120 - 196 | 313 | ROTA THW plus 260 | 120 - 203 | 326 | KTNCV 250 | 114 - 209 | 336 | DURO-NCES 250 | 114 - 199 | 314 | KNCS-N 260 | | | |
| 183 - 259 | 315 | ROTA THW plus 260 | 195 - 278 | 332 | KTNCV 250 | 189 - 284 | 338 | DURO-NCES 250 | 177 - 262 | 316 | KNCS-N 260 | | | |
| 89 - 208 | 381 | ROTA-G 315 | 77 - 158 | 330 | FNC 250 | 78 - 143 | 314 | DURO-NCES 250 | | | | | | |
| 207 - 328 | 383 | ROTA-G 315 | 195 - 278 | 332 | FNC 250 | 112 - 199 | 314 | DURO-NCES 250 | | | | | | |
| | | | 120 - 202 | 330 | FNC 250 | 175 - 262 | 316 | DURO-NCES 250 | | | | | | |
| 92 - 208 | 400 | ROTA-S plus 315 | 102 - 168 | 358 | F 315 | 95 - 179 | 370 | DURO 315 | 92 - 191 | 382 | HG-F 315 | | | |
| 117 - 239 | 400 | ROTA-S plus 315 | 144 - 230 | 402 | F 315 | 138 - 224 | 384 | DURO 315 | 124 - 208 | 382 | HG-F 315 | | | |
| 191 - 317 | 400 | ROTA-S plus 315 | 210 - 282 | 370 | F 315 | 202 - 301 | 384 | DURO 315 | 187 - 299 | 382 | HG-F 315 | | | |
| | | | 92 - 192 | 384 | F+ 315 | 101 - 200 | 391 | DURO-NC 315 | | | | | | |
| | | | 189 - 293 | 384 | F+ 315 | 195 - 322 | 405 | DURO-NC 315 | | | | | | |
| 93 - 176 | 348 | THW 315-R | 80 - 160 | 331 | KTNC 315 | 97 - 166 | 338 | DURO-NCE 315 | 91 - 181 | 353 | HG-N 315 | 80 - 134 | 304 | KHNC 315 |
| 124 - 208 | 346 | THW 315-R | 122 - 203 | 331 | KTNC 315 | 152 - 222 | 350 | DURO-NCE 315 | 123 - 213 | 351 | HG-N 315 | 112 - 180 | 309 | KHNC 315 |
| 211 - 295 | 350 | THW 315-R | 197 - 279 | 333 | KTNC 315 | 216 - 309 | 364 | DURO-NCE 315 | 210 - 300 | 355 | HG-N 315 | 184 - 278 | 334 | KHNC 315 |
| | | | | | | 105 - 200 | 391 | DURO-NCES 315 | | | | | | |
| | | | | | | 135 - 231 | 391 | DURO-NCES 315 | | | | | | |
| | | | | | | 212 - 309 | 391 | DURO-NCES 315 | | | | | | |
| 89 - 197 | 371 | ROTA THW PLUS 315 | 77 - 194 | 366 | KTNCC 315 | 101 - 198 | 370 | DURO-NCES 315 | 91 - 165 | 337 | KNCS 315 | | | |
| 124 - 234 | 373 | ROTA THW PLUS 315 | 120 - 238 | 366 | KTNCC 315 | 129 - 227 | 370 | DURO-NCES 315 | 122 - 208 | 346 | KNCS 315 | | | |
| 207 - 317 | 373 | ROTA THW PLUS 315 | 195 - 314 | 368 | KTNCC 315 | 219 - 318 | 372 | DURO-NCES 315 | 109 - 295 | 350 | KNCS 315 | | | |
| | | | 77 - 194 | 366 | FNC 315 | | | | | | | | | |
| | | | | | | | | | 92 - 187 | 359 | KNCS-N 315 | | | |
| | | | | | | | | | 134 - 230 | 368 | KNCS-N 315 | | | |
| | | | 195 - 313 | 368 | FNC 315 | | | | 220 - 318 | 372 | KNCS-N 315 | | | |

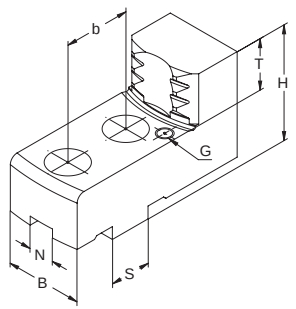


## SZCZĘKI CHWYTAKOWE • MOCOWANIE ZEWNĘTRZNE
КУЛАЧКИ ЗУБЧАТЫЕ • ВНЕШНИЙ ЗАЖИМ

STAL СТАЛЬ

### Z WPUSTEM I ROWKIEM
С СИСТЕМОЙ ПАЗ-ШПОНКА

- Możliwość regulacji głębokości mocowania przedmiotu obrabianego „T", za pomocą wymiennych kołków oporowych.
- Śruby nie wchodzą w zakres dostawy i muszą być zamawiane oddzielnie.

- Возможность регулировки глубины крепления обрабатываемой детали «T» при помощи съемных опорных шпилек.
- Эти шпильки не входят в комплект поставки и должны быть заказаны отдельно.

Ø 315 - 400 mm

| Nr produktu / Код продукта | Typ szczęk / Тип кулачков | N | S | B | H | T | G | b | kg / kpl. / кг / кпл. | Pozycja szczęk podstawowych / Положение мастер кулачков |
|---|---|---|---|---|---|---|---|---|---|---|
| 398522645300 | SZKB Z315-26-09 | 12 | 26 | 40 | 53 | 25 | M 8 | 54 | 3,9 | I |
| 398522646600 | SZKB Z315-26-22 | 12 | 26 | 40 | 53 | 25 | M 8 | 54 | 2,7 | I |
| 398522647900 | SZKB Z400-30-09 | 18 | 30 | 60 | 71 | 33 | M 8 | 60 | 6,0 | II |
| 398522648100 | SZKB Z400-30-11 | 18 | 30 | 50 | 71 | 33 | M 8 | 60 | 5,5 | II |
| 398522648100 | SZKB Z400-30-11 | 18 | 30 | 50 | 71 | 33 | M 8 | 60 | 5,5 | I |
| 398522647900 | SZKB Z400-30-09 | 18 | 30 | 60 | 71 | 33 | M 8 | 60 | 6,0 | II |
| 398522648100 | SZKB Z400-30-11 | 18 | 30 | 50 | 71 | 33 | M 8 | 60 | 5,5 | II |
| 398522648100 | SZKB Z400-30-11 | 18 | 30 | 50 | 71 | 33 | M 8 | 60 | 5,5 | I |
| 398522645300 | SZKB Z315-26-09 | 12 | 26 | 40 | 53 | 25 | M 8 | 54 | 3,9 | I |
| 398522646600 | SZKB Z315-26-22 | 12 | 26 | 40 | 53 | 25 | M 8 | 54 | 2,7 | I |
| 398522646600 | SZKB Z315-26-22 | 12 | 26 | 40 | 53 | 25 | M 8 | 54 | 2,7 | II |
| 398522645300 | SZKB Z315-26-09 | 12 | 26 | 40 | 53 | 25 | M 8 | 54 | 2,7 | I |
| 398522646600 | SZKB Z315-26-22 | 12 | 26 | 40 | 53 | 25 | M 8 | 54 | 3,9 | I |
| 398522646600 | SZKB Z315-26-22 | 12 | 26 | 40 | 53 | 25 | M 8 | 54 | 2,7 | II |
| 398522645300 | SZKB Z315-26-09 | 12 | 26 | 40 | 53 | 25 | M 8 | 54 | 2,7 | I |
| 398522646600 | SZKB Z315-26-22 | 12 | 26 | 40 | 53 | 25 | M 8 | 54 | 3,9 | I |
| 398522646600 | SZKB Z315-26-22 | 12 | 26 | 40 | 53 | 25 | M 8 | 54 | 2,7 | II |
| 398522647900 | SZKB Z400-30-09 | 18 | 30 | 60 | 71 | 33 | M 8 | 60 | 6,0 | II |
| 398522648100 | SZKB Z400-30-11 | 18 | 30 | 50 | 71 | 33 | M 8 | 60 | 5,5 | II |
| 398522648100 | SZKB Z400-30-11 | 18 | 30 | 50 | 71 | 33 | M 8 | 60 | 5,5 | I |
| 398522645300 | SZKB Z315-26-09 | 12 | 26 | 40 | 53 | 25 | M 8 | 54 | 3,9 | I |
| 398522646600 | SZKB Z315-26-22 | 12 | 26 | 40 | 53 | 25 | M 8 | 54 | 2,7 | I |
| 398522647900 | SZKB Z400-30-09 | 18 | 30 | 60 | 71 | 33 | M 8 | 60 | 6,0 | II |
| 398522648100 | SZKB Z400-30-11 | 18 | 30 | 50 | 71 | 33 | M 8 | 60 | 5,5 | II |
| 398522648100 | SZKB Z400-30-11 | 18 | 30 | 50 | 71 | 33 | M 8 | 60 | 5,5 | I |
| 398522647900 | SZKB Z400-30-09 | 18 | 30 | 50 | 71 | 33 | M 8 | 60 | 6,0 | II |
| 398522648100 | SZKB Z400-30-11 | 18 | 30 | 50 | 71 | 33 | M 8 | 60 | 5,5 | II |
| 398522648100 | SZKB Z400-30-11 | 18 | 30 | 50 | 71 | 33 | M 8 | 60 | 5,5 | I |
| 398522647900 | SZKB Z400-30-09 | 18 | 30 | 60 | 71 | 33 | M 8 | 60 | 6,0 | II |
| 398522648100 | SZKB Z400-30-11 | 18 | 30 | 50 | 71 | 33 | M 8 | 60 | 5,5 | II |
| 398522648100 | SZKB Z400-30-11 | 18 | 30 | 50 | 71 | 33 | M 8 | 60 | 5,5 | I |

**Pozycja szczęk podstawowych**
Положение мастер кулачков

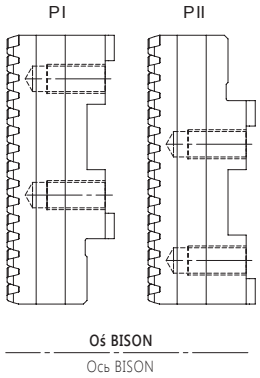


Kołki oporowe str. 503
Опорные шпильки стр.



| | SCHUNK | | | FORKARDT | | | RÖHM | | | SMW-AUTOBLOK | | | BERG | | |
|---|---|---|---|---|---|---|---|---|---|---|---|---|---|---|---|
| | Zakres mocowania<br>Диапазон зажима | Max. wysięg szczęk<br>Макс. вылет кулачков | Typ uchwytu<br>Тип патрона | Zakres mocowania<br>Диапазон зажима | Max. wysięg szczęk<br>Макс. вылет кулачков | Typ uchwytu<br>Тип патрона | Zakres mocowania<br>Диапазон зажима | Max. wysięg szczęk<br>Макс. вылет кулачков | Typ uchwytu<br>Тип патрона | Zakres mocowania<br>Диапазон зажима | Max. wysięg szczęk<br>Макс. вылет кулачков | Typ uchwytu<br>Тип патрона | Zakres mocowania<br>Диапазон зажима | Max. wysięg szczęk<br>Макс. вылет кулачков | Typ uchwytu<br>Тип патрона |
| Ø 315 - 400 mm | 127 - 240 | 430 | ROTA-G 400 | | | | | | | | | | | | |
| | 236 - 360 | 444 | ROTA-G 400 | | | | | | | | | | | | |
| | 103 - 199 | 507 | ROTA-S plus 400 | 117 - 190 | 409 | F 400 | 119 - 191 | 503 | DURO 400 | | | | | | |
| | 156 - 289 | 507 | ROTA-S plus 400 | 150 - 285 | 510 | F 400 | 177 - 279 | 503 | DURO 400 | | | | | | |
| | 254 - 409 | 507 | ROTA-S plus 400 | 270 - 400 | 504 | F 400 | 262 - 399 | 504 | DURO 400 | | | | | | |
| | | | | 108 - 192 | 510 | F+ 400 | 114 - 178 | 489 | DURO-NC 400 | | | | | | |
| | | | | 150 - 285 | 510 | F+ 400 | 169 - 277 | 489 | DURO-NC 400 | 88 - 200 | 487 | HG-F 400 | | | |
| | | | | 270 - 400 | 505 | F+ 400 | 270 - 403 | 508 | DURO-NC 400 | 198 - 317 | 485 | HG-F 400 | | | |
| | 102 - 229 | 421 | THW 400-R | 105 - 230 | 422 | KTNC 400 | 165 - 274 | 466 | DURO-NCE 400 | 114 - 230 | 422 | HG-N 400 | 98 - 181 | 373 | KHNC 400 |
| | 210 - 338 | 421 | THW 400-R | 212 - 340 | 422 | KTNC 400 | 273 - 383 | 466 | DURO-NCE 400 | 211 - 339 | 422 | HG-N 400 | 208 - 358 | 430 | KHNC 400 |
| | | | | | | | | | | 134 - 261 | 422 | HG-N 400 | 146 - 268 | 440 | KHNC 400 |
| | | | | 104 - 258 | 450 | KTNCV 400 | | | | 100 - 196 | 388 | KNCS 400 | | | |
| | | | | 212 - 367 | 450 | KTNCV 400 | | | | 208 - 338 | 421 | KNCS 400 | | | |
| | | | | | | | | | | 131 - 260 | 421 | KNCS 400 | | | |
| | | | | 92 - 244 | 436 | FNC 400 | | | | 126 - 257 | 449 | KNCS-N 400 | | | |
| | | | | 199 - 353 | 436 | FNC 400 | | | | 237 - 366 | 449 | KNCS-N 400 | | | |
| | | | | | | | | | | 157 - 288 | 449 | KNCS-N 400 | | | |
| | 110 - 255 | 568 | ROTA-G 500 | 111 - 193 | 501 | F 500 L | 116 - 202 | 521 | DURO-NCES 400 | | | | | | |
| | 175 - 345 | 568 | ROTA-G 500 | 194 - 292 | 504 | F 500 L | 171 - 300 | 521 | DURO-NCES 400 | | | | | | |
| | 290 - 470 | 568 | ROTA-G 500 | 293 - 472 | 564 | F 500 L | 274 - 403 | 505 | DURO-NCES 400 | | | | | | |
| | | | | | | | 126 - 256 | 449 | DURO-NCES 400 | | | | | | |
| | | | | | | | 223 - 366 | 449 | DURO-NCES 400 | | | | | | |
| | 108 - 274 | 580 | ROTA-S plus 500 | 111 - 280 | 592 | F+ 500 L | | | | | | | | | |
| | 190 - 360 | 580 | ROTA-S plus 500 | | | | | | | | | | | | |
| | 288 - 478 | 580 | ROTA-S plus 500 | 216 - 421 | 576 | F+ 500 L | | | | | | | | | |
| | 106 - 209 | 519 | ROTA THW 500 | 103 - 210 | 522 | KTNC 500 | | | | | | | | | |
| | 165 - 298 | 519 | ROTA THW 500 | 166 - 298 | 522 | KTNC 500 | | | | | | | | | |
| | 285 - 420 | 519 | ROTA THW 500 | 275 - 415 | 522 | KTNC 500 | | | | | | | | | |
| | | | | 109 - 261 | 572 | KTNCV 500 | | | | | | | | | |
| | | | | 160 - 300 | 572 | KTNCV 500 | | | | | | | | | |
| | | | | 291 - 469 | 572 | KTNCV 500 | | | | | | | | | |

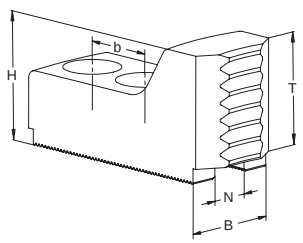


## SZCZĘKI CHWYTAKOWE DO MOCOWANIA WAŁKÓW
КУЛАЧКИ ЗУБЧАТЫЕ ДЛЯ ЗАЖИМА ВАЛОВ

**METRYCZNA WIELKOŚĆ KĄTA ZĄBKÓW 1,5 mm x 60°**
МЕТРИЧЕСКОЕ ЗУБЧАТОЕ СОЕДИНЕНИЕ 1,5 мм x 60°

STAL СТАЛЬ
60°

**Ø 165 - 315 mm**

| Nr produktu / Код продукта | Typ szczęk / Тип кулачков | N | B | H | T | b | Śruby / Винты | kg / kpl. / кг / кпл. |
|---|---|---|---|---|---|---|---|---|
| 398522649400 | SWKB-B M160-12-02 | 12 | 30 | 40 | 34 | 20 | M 10 | 1,1 |
| 398522650100 | SWKB-B M200-14-02 | 14 | 35 | 45 | 39,5 | 25 | M 12 | 1,8 |
| 398522651400 | SWKB-B M250-16-03 | 16 | 40 | 50 | 40 | 30 | M 12 | 2,5 |
| 398522653000 | SWKB-B M315-18-01 | 18 | 50 | 50 | 40 | 30 | M 14 | 3,5 |
| 398522652700 | SWKB-B M315-21-03 | 21 | 50 | 50 | 40 | 30 | M 16 | 3,5 |

Wkładki teowe
Т-образные вкладки
str. стр. 492-501



| | SCHUNK | | | KITAGAWA | | | SMW-AUTOBLOK | | | HOWA | | |
|---|---|---|---|---|---|---|---|---|---|---|---|---|
| | Zakres mocowania | Max. wysięg szczęk | Typ uchwytu | Zakres mocowania | Max. wysięg szczęk | Typ uchwytu | Zakres mocowania | Max. wysięg szczęk | Typ uchwytu | Zakres mocowania | Max. wysięg szczęk | Typ uchwytu |
| | Диапазон зажима | Макс. вылет кулачков | Тип патрона | Диапазон зажима | Макс. вылет кулачков | Тип патрона | Диапазон зажима | Макс. вылет кулачков | Тип патрона | Диапазон зажима | Макс. вылет кулачков | Тип патрона |
| Ø 165 - 315 mm | 13 - 32 | 171 | ROTA NCK (plus) 165 | 14 - 29 | 168 | B 160; B 6; BB 06 | 14 - 39 | 178 | AN-M 165 | 13 - 38 | 175 | HO 7 MA 6 |
| | | | | 14 - 31 | 170 | B 206; HOH 6 | 14 - 39 | 178 | BH-M 165 | 15 - 30 | 170 | HO 22 MA 6 |
| | | | | 14 - 25 | 163 | HOH 160; N 6 | 19 - 51 | 191 | BB-M 175 | 13 - 32 | 169 | HO 27 M 6 |
| | | | | 14 - 31 | 170 | HOH 206; N 160 | | | | | | |
| | | | | 17 - 34 | 173 | BB 06; BB 206 | | | | | | |
| | 17 - 41 | 213 | ROTA NCK (plus) 210 | 17 - 38 | 210 | B 200; B 8 | 15 - 48 | 221 | AN-M 210 | 12 - 51 | 224 | HO 7 MA 8 |
| | | | | 17 - 41 | 213 | B 208; HOH 8 | 17 - 49 | 222 | BH-M 210 | 13 - 53 | 226 | HO 23 M 8 |
| | | | | 17 - 41 | 213 | HOH 200; N 8 | 19 - 50 | 223 | BB-M 210 | | | |
| | | | | 17 - 41 | 213 | HOH 208; N 200 | | | | | | |
| | | | | 21 - 43 | 215 | BB 08; BB 208 | | | | | | |
| | 21 - 59 | 258 | ROTA NCK (plus) 250 | 17 - 57 | 256 | B 250; B 10 | 21 - 59 | 258 | AN-M 250 | | | |
| | | | | 17 - 59 | 258 | B 210; HOH 10 | 20 - 58 | 257 | BH-M 250 | | | |
| | | | | 17 - 53 | 252 | HOH 250; N 10 | 30 - 59 | 258 | BB-M 250 | | | |
| | | | | 17 - 54 | 253 | HOH 10 K; N 250 | | | | | | |
| | | | | 27 - 52 | 251 | BB 10; BB 210 | | | | | | |
| | | | | 20 - 81 | 304 | B 300; B 12 | | | | | | |
| | | | | 22 - 79 | 302 | HOH 300 | | | | | | |
| | | | | 20 - 87 | 310 | HOH 12; N 12 | | | | | | |
| | | | | 20 - 81 | 304 | HOH 12 K; N 300 | | | | | | |
| | 23 - 80 | 303 | ROTA NCK (plus) 315 | 22 - 82 | 305 | B 212 | 20 - 97 | 320 | AN-M 315 | | | |
| | | | | 33 - 93 | 315 | BB 212 | 27 - 97 | 320 | BH-M 315 | | | |
| | | | | | | | 57 - 96 | 319 | BB-M 315 | | | |

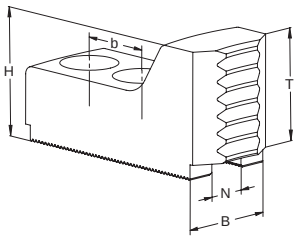


## SZCZĘKI CHWYTAKOWE DO MOCOWANIA WAŁKÓW
КУЛАЧКИ ЗУБЧАТЫЕ ДЛЯ ЗАЖИМА ВАЛОВ

**CALOWA WIELKOŚĆ KĄTA ZĄBKÓW 1/16″ x 90° ODER 3/32″ x 90°**
ДЮЙМОВОЕ ЗУБЧАТОЕ СОЕДИНЕНИЕ 1/16″ x 90° ИЛИ 3/32″ x 90°

STAL СТАЛЬ
90°

| | Nr produktu / Код продукта | Typ szczęk / Тип кулачков | N | B | H | T | b | Śruby / Винты | kg / kpl. / кг / кпл. |
|---|---|---|---|---|---|---|---|---|---|
| 1/16″ x 90° | 398522654200 | SWKB-B C160-12-04 | 12 | 32 | 40 | 28 | 2 x 15 | M 8 | 1,0 |
| | 398522656800 | SWKB-B C160-17-01 | 17 | 35 | 40 | 28 | 19 | M 12 | 1,1 |
| | 398522655500 | SWKB-B C160-14-01 | 14 | 30 | 40 | 28 | 20 | M 10 | 1,0 |
| | 398522657000 | SWKB-B C200-17-01 | 17 | 35 | 45 | 34 | 22 | M 12 | 1,6 |
| | 398522658300 | SWKB-B C250-17-01 | 17 | 35 | 45 | 34 | 22 | M 12 | 1,8 |
| | 398522659600 | SWKB-B C250-21-02 | 21 | 45 | 50 | 40 | 28 | M 16 | 2,8 |
| | 398522660300 | SWKB-B C315-21-01 | 21 | 45 | 50 | 40 | 28 | M 16 | 3,3 |
| 3/32″ x 90° | 398522661600 | SWKB-B C400-25,5-01 | 25,5 | 60 | 55 | 46 | 35 | M 20 | 6,9 |

Wkładki teowe
Т-образные вкладки
str. стр. 492-501



| | SCHUNK | | | FORKARDT | | | RÖHM | | | SMW-AUTOBLOK | | | BERG | | |
|---|---|---|---|---|---|---|---|---|---|---|---|---|---|---|---|
| | Zakres mocowania / Диапазон зажима | Max. wysięg szczęk / Макс. вылет кулачков | Typ uchwytu / Тип патрона | Zakres mocowania / Диапазон зажима | Max. wysięg szczęk / Макс. вылет кулачков | Typ uchwytu / Тип патрона | Zakres mocowania / Диапазон зажима | Max. wysięg szczęk / Макс. вылет кулачков | Typ uchwytu / Тип патрона | Zakres mocowania / Диапазон зажима | Max. wysięg szczęk / Макс. вылет кулачков | Typ uchwytu / Тип патрона | Zakres mocowania / Диапазон зажима | Max. wysięg szczęk / Макс. вылет кулачков | Typ uchwytu / Тип патрона |
| 1/16'' x 90° | 28 - 44 | 185 | HSG 160 | | | | 14 - 29 | 170 | KFD-HS 160 | | | | | | |
| | 15 - 40 | 172 | ROTA NCD 160/165 | | | | 14 - 43 | 184 | KFD-HS 175 | | | | | | |
| | 16 - 37 | 176 | ROTA NC/TH 165; ROTA NCF/THF 165 | 14 - 32 | 171 | KTN 160 | 14 - 32 | 171 | KFD 160 | 15 - 30 | 170 | HFK/HFKS 160; KDV/KDVG 160 | 15 - 30 | 170 | HES 160; HESF 160; KF 160 |
| | 14 - 54 | 232 | ROTA NCD 185 | 12 - 32 | 171 | NH/NHF 160 | 14 - 32 | 171 | KFD-HF 160 | 15 - 30 | 170 | KFMF/KFV 160 | | | |
| | | | | 11 - 46 | 185 | QLC/QLK 175 | 15 - 32 | 171 | KFH 160 | | | | | | |
| | 14 - 34 | 176 | TP 160 | | | | | | | 14 - 35 | 176 | AL-D 165 | | | |
| | 15 - 43 | 185 | ROTA NCK plus 165 | | | | | | | 14 - 29 | 170 | AN-D/BH-D 165 | | | |
| | | | | | | | | | | 14 - 41 | 182 | BB-D 175 | | | |
| | | | | | | | | | | 15 - 30 | 171 | GHD-FC/GHDN 165 | | | |
| | 19 - 48 | 210 | HSG 200 | 14 - 43 | 205 | KTN 200 | 14 - 43 | 205 | KFD 200 | 20 - 45 | 206 | HFK/HKFS 200; KDV/KDVG 200 | 20 - 45 | 206 | HES 200, HESF 200; KF 200; KHFF 200 |
| | 15 - 66 | 228 | ROTA NCK plus 215 | 14 - 43 | 205 | NH/NHF 200 | 14 - 43 | 205 | KFD-HF 200 | 20 - 45 | 206 | KFMF/KFV 200; GHD-FC/GHDN 210 | | | |
| | 15 - 54 | 217 | ROTA NC/TH 210; ROTA NCF/THF 210 | 14 - 53 | 216 | QLC/QLK 200 | 14 - 43 | 205 | KFD-HS 200 | 22 - 57 | 219 | AL-D 210 | | | |
| | 14 - 54 | 224 | ROTA NCD 210 | | | | 16 - 43 | 205 | KFH 200 | 14 - 49 | 212 | AN-D/BH-D 210 | | | |
| | 17 - 59 | 222 | TP 200 | | | | | | | 18 - 51 | 213 | BB-D 210 | | | |
| | 35 - 88 | 276 | HSG 250 | 20 - 55 | 241 | NHF 250 (Index) | 17 - 83 | 270 | KFD-HS 250 | | | | | | |
| | 21 - 83 | 270 | ROTA NCK plus 250 | | | | 18 - 83 | 270 | KFL 250 | | | | | | |
| | 18 - 62 | 263 | ROTA NC/TH 250; ROTA NCF/THF 250 | 17 - 59 | 260 | KTN 250 | 17 - 59 | 260 | KFD 250 | 20 - 55 | 255 | HFK/HFKS 250; KDV/KDVG 250 | 20 - 55 | 255 | HES 250; HESF 250; KF 250; KHFF 250 |
| | 19 - 74 | 275 | ROTA NCD 250 | 17 - 53 | 254 | NH/NHF 250 | 15 - 59 | 260 | KFD-HF 250 | 20 - 55 | 255 | KFMF/KFV 250; GHD-FC/GHDN 250 | | | |
| | 24 - 80 | 281 | TP 250 | 17 - 66 | 267 | QLC/QLK 250 | 16 - 59 | 260 | KFH 250 | 20 - 58 | 259 | AN-D/BH-D 250 | | | |
| | | | | | | | | | | 28 - 69 | 269 | AL-D 250 | | | |
| | | | | | | | | | | 27 - 60 | 259 | BB-D 250 | | | |
| | | | | | | | | | | 24 - 58 | 259 | BHD-FC 250 | | | |
| | 25 - 100 | 341 | HSG 315 | 20 - 91 | 332 | KTN 315 | 20 - 91 | 332 | KFD 315 | 40 - 80 | 320 | HFK/HFKS 315; KDV/KDVG 315 | 40 - 80 | 320 | HES 315; HESF 315; KF 315; KHFF 315 |
| | 21 - 96 | 337 | ROTA NCK plus 315 | 20 - 92 | 333 | NH/NHF 315 | 20 - 92 | 333 | KFD-HF 315 | 40 - 80 | 320 | KFMF/KFV 315; GHD-FC/GHDN 315 | | | |
| | 25 - 90 | 331 | ROTA NC/TH 315; ROTA NCF/THF 315 | 20 - 97 | 338 | QLC/QLK 315 | 20 - 97 | 338 | KFD-HS 315 | 27 - 87 | 327 | AN-D/BH-D 315 | | | |
| | 25 - 98 | 339 | ROTA NCD 315 | | | | 25 - 92 | 333 | KFH 315 | 27 - 99 | 339 | AL-D 315 | | | |
| | 25 - 107 | 348 | TP 315 | | | | 25 - 92 | 333 | KFL 315 | 45 - 91 | 331 | BB-D 315 | | | |
| | | | | | | | | | | 22 - 87 | 327 | BHD-FC 315 | | | |
| | | | | | | | | | | 57 - 94 | 328 | BHD-FC 400 | | | |
| 3/32'' x 90° | 30 - 106 | 444 | HSG 400 | 30 - 99 | 436 | KTN 400 | 30 - 99 | 436 | KFD 400 | 50 - 100 | 438 | HFK/HFKS 400 | 50 - 100 | 438 | HES 400; KF 400; KHFF 400 |
| | 32 - 101 | 438 | HSL 400 | 30 - 101 | 438 | NH/NHF 400 | 30 - 101 | 438 | KFD-HF 400 | 44 - 112 | 448 | AL-D 400 | | | |
| | 30 - 101 | 438 | ROTA NC/TH 400; ROTA NCF/THF 400 | 30 - 99 | 436 | QLC/QLK 400 | 30 - 99 | 436 | KFD-HS 400 | 44 - 100 | 436 | AN-D 400 | | | |
| | 33 - 101 | 438 | ROTA NCD 400 | | | | 40 - 100 | 438 | KFH 400 | | | | | | |
| | 48 - 165 | 504 | HSG 500 | 30 - 198 | 597 | KTN 500 | 40 - 150 | 500 | KFD 500 | 60 - 120 | 458 | HFK/HFKS 500 | 60 - 120 | 458 | HES 500; KF 500 |
| | 69 - 160 | 500 | ROTA NC/TH 500; ROTA NCF/THF 500 | 136 - 198 | 537 | NH/NHF 500 | 40 - 150 | 500 | KFD-HF 500 | | | | 60 - 120 | 458 | HES 630; KF 630 |
| | 48 - 160 | 500 | ROTA NCD 500 | | | | 40 - 150 | 500 | KFD-HS 500 | | | | | | |
| | | | | | | | 40 - 150 | 500 | KFH/KFL 500 | | | | | | |

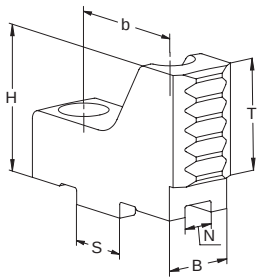


## SZCZĘKI CHWYTAKOWE DO MOCOWANIA WAŁKÓW
КУЛАЧКИ ЗУБЧАТЫЕ ДЛЯ ЗАЖИМА ВАЛОВ

### Z WPUSTEM I ROWKIEM
С СИСТЕМОЙ ПАЗ-ШПОНКА

STAL СТАЛЬ

| | Nr produktu / Код продукта | Typ szczęk / Тип кулачков | N | S | B | H | T | b | kg / kpl. / кг / кпл. | Pozycja szczęk podstawowych / Положение мастер кулачков |
|---|---|---|---|---|---|---|---|---|---|---|
| Ø 160 - 315 mm | 398522662900 | SWKB-B Z160-18-61 | 8 | 18 | 22 | 40 | 28,4 | 32 | 0,7 | II |
| | 398522663100 | SWKB-B Z200-20-01 | 10 | 20 | 22 | 45 | 34,4 | 40 | 0,8 | II |
| | 398522664400 | SWKB-B Z250-20-51 | 12 | 20 | 26 | 45 | 34,4 | 40 | 1,0 | II |
| | 398522664400 | SWKB-B Z250-20-51 | 12 | 20 | 26 | 45 | 34,4 | 40 | 1,0 | II |
| | 398522665700 | SWKB-B Z315-26-11 | 12 | 26 | 32 | 50 | 40 | 54 | 2,2 | II |
| | 398522665700 | SWKB-B Z315-26-11 | | | | | | | | |
| | 398522664400 | SWKB-B Z250-20-51 | 12 | 20 | 26 | 45 | 34,4 | 40 | 1,0 | II |
| | 398522664400 | SWKB-B Z250-20-51 | | | | | | | | |
| | 398522664400 | SWKB-B Z250-20-51 | | | | | | | | |
| | 398522665700 | SWKB-B Z315-26-11 | 12 | 26 | 32 | 50 | 40 | 54 | 2,2 | II |
| | 398522664400 | SWKB-B Z250-20-51 | 12 | 20 | 26 | 45 | 34,4 | 40 | 1,0 | II |
| | 398522665700 | SWKB-B Z315-26-11 | 12 | 26 | 32 | 50 | 40 | 54 | 2,2 | II |

**Pozycja szczęk podstawowych**
Положение мастер кулачков

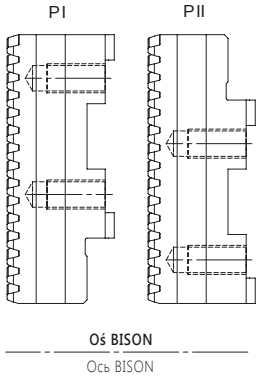






Materiał szczęk
Материал кулачков

Wielkość kąta ząbków
Зубчатое соединение



| | SCHUNK | | | FORKARDT | | | RÖHM | | | SMW-AUTOBLOK | | | BERG | | |
|---|---|---|---|---|---|---|---|---|---|---|---|---|---|---|---|
| | Zakres mocowania / Диапазон зажима | Max. wysięg szczęk / Макс. вылет кулачков | Typ uchwytu / Тип патрона | Zakres mocowania / Диапазон зажима | Max. wysięg szczęk / Макс. вылет кулачков | Typ uchwytu / Тип патрона | Zakres mocowania / Диапазон зажима | Max. wysięg szczęk / Макс. вылет кулачков | Typ uchwytu / Тип патрона | Zakres mocowania / Диапазон зажима | Max. wysięg szczęk / Макс. вылет кулачков | Typ uchwytu / Тип патрона | Zakres mocowania / Диапазон зажима | Max. wysięg szczęk / Макс. вылет кулачков | Typ uchwytu / Тип патрона |
| Ø 160 - 315 mm | 10 - 46 | 198 | ROTA-G 160 | | | | 10 - 43 | 209 | DURO 160 | 12 - 28 | 193 | HG-F 160 | 10 - 47 | 214 | KHNC 160 |
| | 10 - 42 | 208 | ROTA-S plus 160 | | | | 10 - 42 | 208 | DURO-NC 160 | 17 - 43 | 191 | HG-N 160 | 26 - 62 | 229 | KHNC 185 |
| | 10 - 30 | 177 | THW 165-R | | | | 10 - 48 | 214 | DURO-NCE 160 | 13 - 38 | 186 | KNCS 175 | | | |
| | 15 - 39 | 190 | ROTA THW plus 165 | | | | 10 - 66 | 239 | DURO-NC 175 | 17 - 44 | 192 | KNCS-N 170 | | | |
| | 17 - 62 | 212 | ROTA THW plus 185 | | | | | | | | | | | | |
| | 24 - 62 | 248 | ROTA-G 200 | 22 - 52 | 234 | F 200 | 11 - 87 | 275 | DURO 200 | 13 - 59 | 247 | HG-F 210 | 17 - 35 | 223 | KHNC 200 |
| | 14 - 52 | 248 | ROTA-S plus 200 | 11 - 75 | 263 | F+ 200 | 10 - 103 | 291 | DURO-NC 200 | 17 - 62 | 240 | HG-N 210 | | | |
| | 18 - 52 | 241 | THW 210-R | 17 - 54 | 241 | KTNC 200 | 13 - 58 | 246 | DURO-NCE 200 | 18 - 58 | 236 | KNCS 200 | | | |
| | 11 - 83 | 264 | ROTA THW plus 215 | 18 - 75 | 263 | KTNCV 200 | 10 - 93 | 281 | DURO-NCES 200 F | 16 - 89 | 267 | KNCS-N 210 | | | |
| | | | | 19 - 75 | 263 | FNC 200 | 15 - 89 | 267 | DURO-NCES 200 R | 16 - 81 | 259 | KNCS-N 225 | | | |
| | 15 - 82 | 312 | ROTA-G 250 | 20 - 60 | 300 | F 250 | 13 - 86 | 326 | DURO 250 | 22 - 55 | 295 | HG-F 260 | 14 - 46 | 286 | KHNC 250 |
| | 13 - 62 | 310 | ROTA-S plus 250 | 13 - 80 | 320 | F+ 250 | 13 - 108 | 348 | DURO-NC 250 | 16 - 67 | 295 | HG-N 260 | | | |
| | 13 - 65 | 297 | THW 250-R | 13 - 67 | 307 | KTNC 250 | 13 - 68 | 308 | DURO-NCE 250 | 15 - 65 | 293 | KNCS 250 | | | |
| | 19 - 82 | 315 | ROTA THW plus 260 | 13 - 90 | 326 | KTNCV 250 | 13 - 108 | 348 | DURO-NCES 250 F | 13 - 86 | 314 | KNCS-N 260 | | | |
| | | | | 13 - 90 | 330 | FNC 250 | 13 - 86 | 314 | DURO-NCES 250 R | | | | | | |
| | 21 - 102 | 359 | ROTA-G 315 | | | | | | | | | | 24 - 93 | 334 | KHNC 315 |
| | 14 - 92 | 389 | ROTA-S plus 315 | 24 - 75 | 358 | F 315 | 14 - 102 | 384 | DURO 315 | 18 - 86 | 382 | HG-F 315 | | | |
| | | | | 14 - 102 | 384 | F+ 315 | 14 - 137 | 419 | DURO-NC 315 | | | | | | |
| | 14 - 86 | 335 | THW 315-R | 13 - 91 | 331 | KTNC 315 | 28 - 122 | 362 | DURO-NCE 315 | 17 - 100 | 351 | HG-N 315 | | | |
| | 14 - 121 | 373 | ROTA THW plus 315 | 13 - 126 | 366 | KTNCV 315 | | | | 22 - 85 | 335 | KNCS 315 | | | |
| | | | | 13 - 125 | 366 | FNC 315 | | | | 23 - 102 | 346 | KNCS-N 315 | | | |
| | | | | | | | 14 - 123 | 405 | DURO-NCES 315 F | | | | | | |
| | | | | | | | 13 - 114 | 364 | DURO-NCES 315 R | | | | | | |
| | 34 - 122 | 412 | ROTA-G 400 | 15 - 138 | 420 | KTNC 400 | 85 - 167 | 449 | DURO-NCE 400 | 24 - 128 | 400 | HG-N 400 | 24 - 92 | 375 | KHNC 400 |
| | 23 - 120 | 410 | THW 400-R | 37 - 192 | 475 | KTNCV 400 | 35 - 166 | 449 | DURO-NCES 400 R | 21 - 106 | 388 | KNCS 400 | | | |
| | | | | 15 - 166 | 448 | FNC 400 | | | | 35 - 122 | 405 | KNCS-N 400 | | | |

Wersja 1
Вариант 1

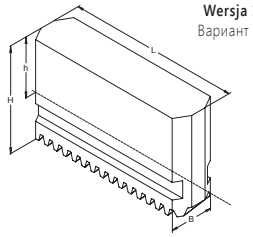


Wersja 2
Вариант 2

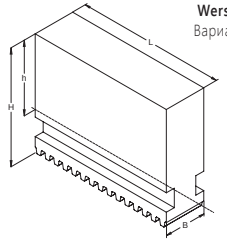


Wersja 3
Вариант 3

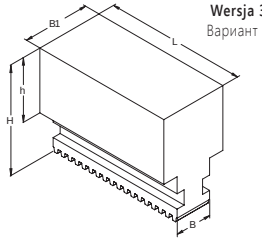


## SZCZĘKI JEDNOLITE MIĘKKIE
КУЛАЧКИ МЯГКИЕ ЦЕЛЬНЫЕ

STAL СТАЛЬ

### SYSTEM REISHAUER LUB FORKARDT
СИСТЕМА REISHAUER ИЛИ FORKARDT

Ø 160 - 400 mm

| Nr produktu<br>Код продукта | Typ szczęk<br>Тип кулачков | Wersja<br>Вариант | B | $B_1$ | H | h | L | kg / kpl.<br>кг / кпл. | Typ zazębienia<br>Тип зубчатой |
|---|---|---|---|---|---|---|---|---|---|
| 398531151900 | SJM 160 RHU | 2 | 20 | - | 55 | 35 | 65 | 1,6 | R |
| 398531155000 | SJM 160 F | 1 | 20 | - | 45 | 24 | 79 | 1,5 | F |
| 398531156200 | SJMH 160 F | 1 | 20 | - | 60 | 39 | 79 | 2,0 | F |
| 398531161000 | SJM 200 RHU | 2 | 22 | - | 65 | 40 | 84 | 2,6 | R |
| 398531163600 | SJMH 200 RHU | 2 | 22 | - | 85 | 60 | 84 | 3,5 | R |
| 398531162300 | SJMB 200 RHU | 3 | 22 | 40 | 65 | 38 | 84 | 3,9 | R |
| 398531165100 | SJM 200 F | 1 | 22 | - | 60 | 35 | 94 | 2,6 | F |
| 398531166400 | SJMH 200 F | 1 | 22 | - | 80 | 55 | 94 | 3,5 | F |
| 398531141700 | SJM 250 RHU | 2 | 26 | - | 84 | 55 | 99 | 4,7 | R |
| 398531143200 | SJMH 250 RHU | 2 | 26 | - | 115 | 86 | 99 | 6,6 | R |
| 398531142000 | SJMB 250 RHU | 3 | 26 | 46 | 84 | 53 | 99 | 7,2 | R |
| 398531145800 | SJM 250 F | 1 | 26 | - | 70 | 40 | 115 | 4,4 | F |
| 398531146000 | SJMH 250 F | 1 | 26 | - | 100 | 70 | 115 | 6,4 | F |
| 398531171200 | SJM 315 RHU | 2 | 32 | - | 90 | 56 | 121 | 7,5 | R |
| 398531173800 | SJMH 315 RHU | 2 | 32 | - | 135 | 101 | 121 | 11,5 | R |
| 398531172500 | SJMB 315 RHU | 3 | 32 | 46 | 90 | 54 | 121 | 9,6 | R |
| 398531175300 | SJM 315 F | 1 | 32 | - | 81 | 46 | 130 | 6,8 | F |
| 398531176600 | SJMH 315 F | 1 | 32 | - | 135 | 100 | 130 | 12,0 | F |
| 398531185500 | SJM 400 F | 1 | 45 | - | 93 | 53 | 176 | 15,2 | F |

**Typ zazębienia**
Тип зубчатой

System Reishauer [R]
Система Reishauer [R}

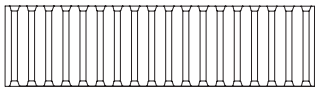

System Forkardt [F]
Система Forkardt [F]

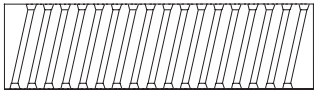





Materiał szczęk
Материал кулачков

Wielkość kąta ząbków
Зубчатое соединение



Ø 160 - 400 mm

| SCHUNK | FORKARDT | RÖHM | SMW-AUTOBLOK |
|---|---|---|---|
| ROTA-G 160; ROTA NCW 185; ROTA THW 165; ROTA THW plus 165-185; THW 165 | | | HG 160; HG-N 160; KNCS 140-160-175; KNCS-N 140-170; KNSP 160; RMG 160 |
| ROTA-S 160; ROTA-S plus 160 | F 160; F+ 160; FNC 175; KTNC 160; KTNCV 160-175 | DURO 160; DURO-NC 160-175; DURO-NCE 160-175; DURO-NCES 175 | HG-F 160 |
| ROTA-G 200; ROTA NCW 225; ROTA THW 210; ROTA THW plus 215; THW 210-R; ROTA THW vario 215 | | | HG 200; HG-N 210; KNCS 200-210; KNCS-N 210-225; KNSP 200; RMG 200 |
| ROTA NCWF 210; ROTA-S 200; ROTA-S plus 200; THW 210-F | F 200; F+ 200; FNC 200; KTNC 200; KTNCV 200 | DURO 200; DURO-NC 200-225; DURO-NCE 200; DURO-NCES 200 | HG-F 210 |
| ROTA-G 250; ROTA NCW 265; ROTA THW 250; ROTA THW plus 260; THW 250-265-R | | | HG 250; HG-N 260; KNCS 250-260; KNCS-N 260-275; RMG 250 |
| ROTA NCWF 250-315; ROTA-S 250; ROTA-S plus 250; THW 250-265-F | F 250; F+ 250; FNC 250-315; KTNC/KTNCV 250-315; UNC 250-315 | DURO 250; DURO-NC 250; DURO-NCE 250-315; DURO-NCES 250 | HG-F 260 |
| ROTA-G 315; ROTA NCW 315; ROTA THW 315; ROTA THW plus 315; THW 315-R | | | HG 315; HG-N 315; KNCS 315; KNCS-N 315-340 |
| ROTA-S 315; ROTA-S plus 315; THW 315-400-F | F 315; F+ 315; FNC 400; KTNC 360-400; KTNCV 400; UNC 400 | DURO 315; DURO-NC 315; DURO-NCE 400; DURO-NCES 315 | HG-F 315 |
| ROTA-S 400; ROTA-S plus 400 | F 400; F+ 400 | DURO 400; DURO-NC 400; DURO-NCES 400 | HG-F 400 |

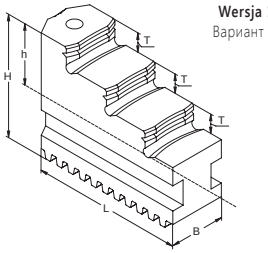


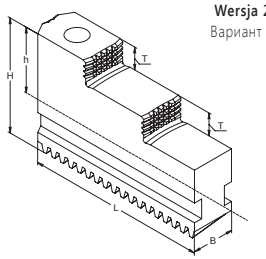


## SZCZĘKI JEDNOLITE TWARDE
КУЛАЧКИ ЦЕЛЬНЫЕ КАЛЕНЫЕ

STAL СТАЛЬ

### SYSTEM REISHAUER LUB FORKARDT
СИСТЕМА REISHAUER ИЛИ FORKARDT

Ø 160 - 400 mm

| Nr produktu<br>Код продукта | Typ szczęk<br>Тип кулачков | Wersja<br>Вариант | B | H | L | T | h | kg / kpl.<br>кг / кпл. | Typ zazębienia<br>Тип зубчатой |
|---|---|---|---|---|---|---|---|---|---|
| 398530923800 | SJT 160 RHU-03 | 1 | 20 | 46,0 | 66,6 | 7 | 24 | 0,9 | R |
| 398530921200 | SJT 160 RHU-01 | 1 | 20 | 44,0 | 58,0 | 7 | 22 | 0,8 | R |
| 398530922500 | SJT 160 RHU-02 | 1 | 20 | 44,0 | 58,0 | 7 | 22 | 0,8 | R |
| 398530925300 | SJT 160 F | 1 | 20 | 45,0 | 79,0 | 7,5 | 24 | 1,1 | F |
| 398530933000 | SJT 200 RHU-01 | 1 | 22 | 54,0 | 84,8 | 8 | 29 | 1,6 | R |
| 398530935500 | SJT 200 F | 1 | 22 | 60,0 | 94,0 | 10 | 35 | 1,9 | F |
| 398530941600 | SJT 250 RHU-01 | 1 | 26 | 65,0 | 107,4 | 10 | 36 | 2,9 | R |
| 398530945700 | SJT 250 F | 2 | 26 | 70,0 | 115,0 | 14 | 40 | 3,3 | F |
| 398530951800 | SJT 315 RHU-01 | 1 | 32 | 66,0 | 117,0 | 11 | 32 | 3,5 | R |
| 398530955900 | SJT 315 F | 2 | 32 | 81,0 | 129,0 | 15 | 46 | 5,4 | F |
| 398530965000 | SJT 400 F | 2 | 45 | 93,3 | 167,2 | 20 | 53 | 10,8 | F |

**Typ zazębienia**
Тип зубчатой

System Reishauer [R]
Система Reishauer [R}



System Forkardt [F]
Система Forkardt [F]

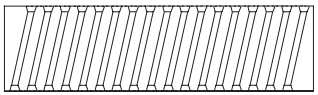





Materiał szczęk
Материал кулачков

Wielkość kąta ząbków
Зубчатое соединение



| | SCHUNK | FORKARDT | RÖHM | SMW-AUTOBLOK |
|---|---|---|---|---|
| Ø 160 - 400 mm | ROTA-G 160; ROTA THW plus 185 | | | KNCS 175; KNCS-N 170 |
| | ROTA NCW 185; ROTA THW 165; ROTA THW plus 165; THW 165 | | | HG 160; HG-N 160; KNCS 140-160; KNCS-N 140; KNSP 160; RMG 160 |
| | ROTA-S 160; ROTA-S plus 160 | F 160; F+ 160; FNC 175; KTNC 160; KTNCV 160-175 | DURO 160; DURO-NC 160-175; DURO-NCE 160-175; DURO-NCES 175 | HG-F 160 |
| | ROTA-G 200; ROTA NCW 225; ROTA THW 210; ROTA THW plus 215; THW 210-R; ROTA THW vario 215 | | | HG 200; HG-N 210; KNCS 200-210; KNCS-N 210-225; KNSP 200; RMG 200 |
| | ROTA NCWF 210; ROTA-S 200; ROTA-S plus 200; THW 210-F | F 200; F+ 200; FNC 200; KTNC 200; KTNCV 200 | DURO 200; DURO-NC 200-225; DURO-NCE 200; DURO-NCES 200 | HG-F 210 |
| | ROTA-G 250; ROTA NCW 265; ROTA THW 250; ROTA THW plus 260; THW 250-265-R | | | HG 250; HG-N 260; KNCS 250-260; KNCS-N 260-275 |
| | ROTA NCWF 250-315; ROTA-S 250; ROTA-S plus 250; THW 250-265-F | F 250; F+ 250; FNC 250-315; KTNC/KTNCV 250-315; UNC 250-315 | DURO 250; DURO-NC 250; DURO-NCE 250-315; DURO-NCES 250 | HG-F 260 |
| | ROTA-G 315; ROTA NCW 315; ROTA THW 315; ROTA THW plus 315; THW 315-R | | | HG 315; HG-N 315; KNCS 315; KNCS-N 315-340 |
| | ROTA-S 315; ROTA-S plus 315; THW 315-400-F | F 315; F+ 315; FNC 400; KTNC 360-400; KTNCV 400; UNC 400 | DURO 315; DURO-NC 315; DURO-NCE 400; DURO-NCES 315 | HG-F 315 |
| | ROTA-S 400-500; ROTA-S plus 400-500; THW 500-F | F 400-500 L; F+ 400-500 L; FNC 500-630; KTNC/KTNCV 500-630; UNC 500 | DURO 400-500; DURO-NC 400-500; DURO-NCE 500; DURO-NCES 400 | HG-F 400-500 |

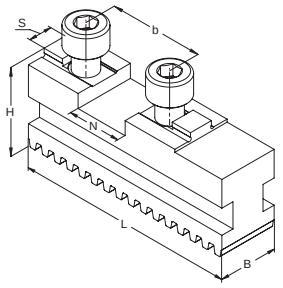


- Wersja 1: Standardowe
- Wersja 2: Krótkie
- Wersja 3: Długie

- Вариант 1: Стандартные
- Вариант 2: Короткийе
- Вариант 3: Длинные

## SZCZĘKI PODSTAWOWE
КУЛАЧКИ ОСНОВНЫЕ (РЕЙКИ)

STAL СТАЛЬ

### SYSTEM REISHAUER LUB FORKARDT
СИСТЕМА REISHAUER ИЛИ FORKARDT

Ø 140 - 400 mm

| Nr produktu<br>Код продукта | Typ szczęk<br>Тип кулачков | Wersja<br>Вариант | N | S | B | H | L | b | kg / kpl.<br>кг / кпл. | Typ zazębienia<br>Тип зубчатой |
|---|---|---|---|---|---|---|---|---|---|---|
| 398530975200 | SP 140 RHU-01 | 1 | 18 | 8 | 20 | 30 | 56 | 32 | 0,6 | R |
| 398530982600 | SP 160 RHU-02 | 1 | 18 | 8 | 20 | 29,5 | 74 | 32 | 0,7 | R |
| 398530980000 | SP 160 RHU | 1 | 18 | 8 | 20 | 30 | 65 | 32 | 0,7 | R |
| 398530985400 | SP 160 F | 1 | 18 | 8 | 20 | 29,5 | 74 | 32 | 0,7 | F |
| 398530986700 | SP-S 160 F | 2 | 18 | 8 | 20 | 29,5 | 64 | 32 | 0,6 | F |
| 398530992800 | SP 200 RHU-02 | 1 | 20 | 10 | 22 | 35 | 90 | 40 | 1,2 | R |
| 398530990200 | SP 200 RHU | 1 | 20 | 10 | 22 | 32 | 85 | 40 | 1,0 | R |
| 398530993000 | SP-L 200 RHU | 3 | 20 | 10 | 22 | 32 | 105 | 40 | 1,3 | R |
| 398530995600 | SP 200 F | 1 | 20 | 10 | 22 | 35 | 90 | 40 | 1,2 | F |
| 398530996900 | SP-S 200 F | 2 | 20 | 10 | 22 | 35 | 80 | 40 | 1,0 | F |
| 398530997100 | SP-L 200 F | 3 | 20 | 10 | 22 | 35 | 110 | 40 | 1,4 | F |
| 398531002100 | SP 250 RHU-02 | 1 | 20 | 12 | 26 | 40 | 110 | 40 | 2,2 | R |
| 398531001900 | SP 250 RHU-01 | 1 | 20 | 12 | 26 | 40 | 104 | 40 | 1,8 | R |
| 398531003400 | SP-L 250 RHU | 3 | 20 | 12 | 26 | 40 | 126 | 40 | 2,2 | R |
| 398531005000 | SP 250 F | 1 | 20 | 12 | 26 | 40 | 110 | 40 | 1,8 | F |
| 398531006200 | SP-S 250 F | 2 | 20 | 12 | 26 | 40 | 91 | 40 | 1,5 | F |
| 398531007500 | SP-L 250 F | 3 | 20 | 12 | 26 | 40 | 122 | 40 | 2,1 | F |
| 398531011000 | SP 315 RHU-01-20 | 1 | 20 | 12 | 32 | 46 | 115 | 40 | 3,1 | R |
| 398531013600 | SP-L 315 RHU-20 | 3 | 20 | 12 | 32 | 46 | 137 | 40 | 3,7 | R |
| 398531015100 | SP 315 F | 1 | 26 | 12 | 32 | 46 | 125 | 54 | 3,0 | F |
| 398531017700 | SP-L 315 F | 3 | 26 | 12 | 32 | 46 | 160 | 54 | 3,9 | F |
| 398531025300 | SP 400 F | 1 | 30 | 18 | 45 | 55 | 160 | 60 | 6,6 | F |
| 398531027900 | SP-L 400 F | 3 | 30 | 18 | 45 | 55 | 200 | 60 | 8,6 | F |

**Typ zazębienia**
Тип зубчатой

System Reishauer [R]
Система Reishauer [R]

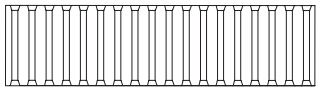

System Forkardt [F]
Система Forkardt [F]

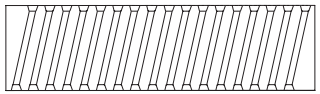

Śruby
Винты
str.
стр. 504



| | SCHUNK | FORKARDT | RÖHM | SMW-AUTOBLOK | BERG |
|---|---|---|---|---|---|
| Ø 140 - 400 mm | | | | KNCS 140; KNCS-N 140 | |
| | | | | | KHNC 160; KHNC 185 |
| | ROTA-G 160; ROTA NCW 185;<br>ROTA THW 165;<br>ROTA THW plus 165-185; THW 165 | | | HG 160; HG-N 160; KNCS 160-175;<br>KNCS-N 170; KNSP 160; RMG 160 | |
| | ROTA-S 160; ROTA-S plus 160 | F 160; F+ 160; FNC 175; KTNC 160;<br>KTNCV 160-175 | DURO 160; DURO-NC 160-175;<br>DURO-NCE 160-175; DURO-NCES 175 | HG-F 160 | |
| | | | | | KHNC 200 |
| | ROTA-G 200; ROTA NCW 225;<br>ROTA THW 210; ROTA THW plus 215;<br>THW 210-R; ROTA THW vario 215 | | | HG 200; HG-N 210; KNCS 200-210;<br>KNCS-N 210-225; KNSP 200;<br>RMG 200 | |
| | ROTA NCWF 210; ROTA-S 200;<br>ROTA-S plus 200; THW 210-F | F 200; F+ 200; FNC 200; KTNC 200; KTNCV 200 | DURO 200; DURO-NC 200-225;<br>DURO-NCE 200; DURO-NCES 200 | HG-F 210 | |
| | | | | | KHNC 250; KHNC 315 |
| | ROTA-G 250; ROTA NCW 265;<br>ROTA THW 250; ROTA THW plus 260;<br>THW 250-265-R | | | HG 250; HG-N 260; KNCS 250-260;<br>KNCS-N 260-275; RMG 250 | |
| | ROTA NCWF 250-315; ROTA-S 250;<br>ROTA-S plus 250; THW 250-265-F | F 250; F+ 250; FNC 250-315;<br>KTNC/KTNCV 250-315; UNC 250-315 | DURO 250; DURO-NC 250;<br>DURO-NCE 250-315; DURO-NCES 250 | HG-F 260 | |
| | ROTA-G 315; ROTA NCW 315;<br>ROTA THW 315; ROTA THW plus 315;<br>THW 315-R | | | HG 315; HG-N 315; KNCS 315;<br>KNCS-N 315-340 | |
| | ROTA-S 315; ROTA-S plus 315;<br>THW 315-400-F | F 315; F+ 315; FNC 400;<br>KTNC 360-400;<br>KTNCV 400; UNC 400 | DURO 315; DURO-NC 315;<br>DURO-NCE 400;<br>DURO-NCES 315 | HG-F 315 | |
| | ROTA-S 400-500;<br>ROTA-S plus 400-500;<br>THW 500-F | F 400-500 L; F+ 400-500 L;<br>FNC 500-630;<br>KTNC/KTNCV 500-630; UNC 500 | DURO 400-500; DURO-NC 400-500;<br>DURO-NCE 500; DURO-NCES 400 | HG-F 400-500 | |

Wersja I
Вариант I

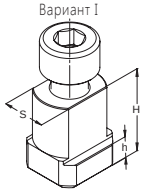


Wersja II
Вариант II

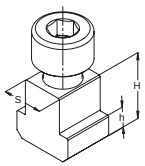


Wersja V
Вариант V

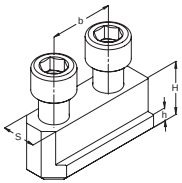


Wersja VI
Вариант VI

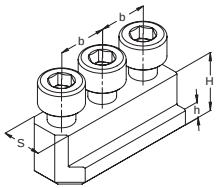


Wersja VII
Вариант VII

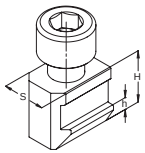


Wersja VIII
Вариант VIII

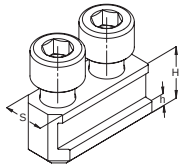


Wersja XII
Вариант XII

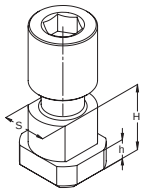


Wersja XIII
Вариант XIII

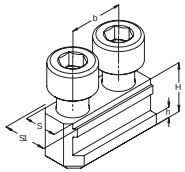


Wersja NWT
Вариант NWT

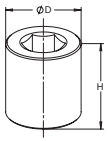


Wersja WTS
Вариант WTS

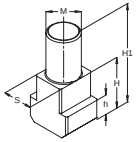


## WKŁADKI TEOWE
Т-ОБРАЗНЫЕ ВКЛАДКИ

### KONFIGURACJA POJEDYŃCZA LUB PODWÓJNA
ОДИНАРНАЯ ИЛИ ДВОЙНАЯ КОНФИГУРАЦИЯ

Ø 100 - 165 mm

| Nr produktu<br>Код продукта | Typ wkładki teowej<br>Тип Т-образную вкладку | Wersja<br>Вариант | $S/S_{1G6}$ | H | h | b | Śruby<br>Винты | Nm* |
|---|---|---|---|---|---|---|---|---|
| 398522833800 | WTF05-8xM6-01 | V | 8 | 13,5 | 4,5 | 15 | M 6 x 18 | 16 |
| 398522165200 | WTS 9 | WTS | 8 | 17,3 | 7 | - | M 9 x 1 | 45 |
| 398522160900 | NWT 9 | NWT | - | 13 | - | - | M 9 x 1 | 45 |
| 398522869000 | WTF06-10xM6-01 | VI | 10 | 13,7 | 5,5 | 2 x 12 | M 6 x 18 | 16 |
| 398522834000 | WTF05-10xM8-01 | V | 10 | 15,0 | 5,0 | 14 | M 8 x 20 | 30 |
| 398522837900 | WTF05-10xM8-04 | V | 10 | 15,5 | 5,5 | 18 | M 8 x 22 | 30 |
| 398522818800 | WTF02-10xM8-01 | II | 10 | 15,5 | 6,5 | - | M 8 x 20 | 30 |
| 398522835300 | WTF05-10xM8-02 | V | 10 | 15,7 | 6,5 | 15 | M 8 x 20 | 30 |
| 398522836600 | WTF05-10xM8-03 | V | 10 | 16,0 | 5,0 | 14 | M 8 x 20 | 30 |
| 398522838100 | WTF05-10xM8-05 | V | 10 | 18,0 | 5,5 | 14 | M 8 x 22 | 30 |
| 398522839400 | WTF05-10xM8-06 | V | 10 | 18,0 | 5,5 | 19 | M 8 x 22 | 30 |
| 398522166500 | WTS 10 | WTS | 10 | 20,3 | 9,3 | - | M 10 | 60 |
| 398522161100 | NWT 10 | NWT | - | 16 | - | - | M 10 | 60 |
| 398522819000 | WTF02-11xM8-01 | II | 11 | 15,5 | 6,5 | - | M 8 x 20 | 30 |
| 398522840100 | WTF05-11xM8-01 | V | 11 | 17,5 | 6,5 | 16 | M 8 x 22 | 30 |
| 398522801700 | WTF01-11xM8-02 | I | 11 | 19 | 7 | - | M 8 x 20 | 30 |
| 398522841400 | WTF05-11xM8-02 | V | 11 | 20 | 7 | 20 | M 8 x 25 | 30 |
| 398522800400 | WTF01-11xM8-01 | I | 11 | 21 | 7 | - | M 8 x 30 | 30 |
| 398522842700 | WTF05-12xM8-01 | V | 12 | 15 | 6,5 | 16 | M 8 x 22 | 30 |
| 398522820800 | WTF02-12xM8-01 | II | 12 | 15 | 6,5 | - | M 8 x 20 | 30 |
| 398522887800 | WTF12-12xM10-01 | XII | 12 | 17 | 7 | - | M 10 | 40 |
| 398522802000 | WTF01-12xM8-01 | I | 12 | 17,2 | 7 | - | M 8 x 20 | 30 |
| 398522870700 | WTF06-12xM8-01 | VI | 12 | 17,2 | 7 | 2 x 15 | M 8 x 22 | 30 |
| 398522843000 | WTF05-12xM10-01 | V | 12 | 18,5 | 7,5 | 20 | M 10 x 25 | 50 |
| 398522844200 | WTF05-12xM10-02 | V | 12 | 22 | 7 | 20 | M 10 x 25 | 50 |
| 398522167800 | WTS 12 | WTS | 12 | 23,2 | 9 | - | M 12 | 100 |
| 398522162400 | NWT 12 | NWT | - | 19 | - | - | M 12 | 100 |
| 398522822300 | WTF02-14xM10-02 | II | 14 | 16,5 | 6,5 | - | M 10 x 20 | 50 |
| 398522871000 | WTF07-14xM10-01 | VII | 14 | 18,5 | 6,5 | - | M 10 x 25 | 50 |
| 398522875000 | WTF08-14xM10-01 | VIII | 14 | 18,5 | 6,5 | 20 | M 10 x 25 | 50 |
| 398522890000 | WTF13-12/14xM10-01 | XIII | 12/14 | 18,5 | 6,5 | 20 | M 10 x 25 | 50 |
| 398522888000 | WTF12-14xM12-01 | XII | 14 | 18,5 | 8 | - | M 12 | 62 |
| 398522821000 | WTF02-14xM10-01 | II | 14 | 20 | 7,5 | - | M 10 x 25 | 50 |

*** Max. dopuszczalny moment dokręcania** * Макс. допустимый момент затяжки



Ø 100 - 165 mm

| SCHUNK | KITAGAWA | FORKARDT | HOWA | MMK / MATSUMOTO | RÖHM | SMW-AUTOBLOK | BERG |
|---|---|---|---|---|---|---|---|
| | B 04; HOB 04 | | | | | | |
| | | | | | | | KH 110 |
| HSG 140; ROTA NCD 130 | | | | | KFD 110-125; KFD 140;<br>KFD-HS 125-130-140 | | |
| | B 204; B 205 | | | | | | |
| | B 05; HOB 05 | | | | | | |
| | | | | | KFD-HE 130; KFN 105 | | |
| | | | | | KFD-HS 110 | | |
| | | | HO 1 MA 4; HO 24 M 5 | ZA 5-5 | | | |
| | AS 110; HJ 4; N 04 | | | | | | |
| | HJ 5; N 05 | | | | | | |
| | | | | | | | KH 140; KH 160 |
| | | | | | KFM 130; KFN 130-135; KFE 170;<br>KFG 160; KFM 160; KFN 160 | | |
| | | | HO 27 M 4; HO 27 M 5 | | | | |
| | | | | | | HFKS 130 | |
| | | | | ZA 5-6-421 | | | |
| ROTA TP 125; TP 125 | | | | | | SP 125 bis Bj. 98; STP 125; STWP 125 | |
| | | | | | | GHDN 125; ODN 125 | |
| | | | | | | BH-D/BH-M 130; PB-D/PB-M 130;<br>PBI-D/PBI-M 130; HB-D/HB-M 130;<br>BB-D 140; BB-M 130 | |
| | | KTHS 130-140 | | | | | |
| | | | | | KFD 130; KFD-HS 160;<br>KFH 140; LVE 125 | KDV 130 | KF 130 |
| HSG 160; ROTA NCD 160-165 | | | | | KFD-HE 170; KFD-HS 160-175 | | |
| ROTA NCK 165; ROTA NCK plus 165;<br>ROTA NCD 160-165;<br>ROTA NC/NCF plus 185 | B 06; BB 06; B 106; B 206;<br>BB 206; B 7; B 07;<br>HOH 06; HOH 106; HOH 206 | | | YA 5-6-46; ZA 5-6-46 | KFD-HE 170 | | |
| HSL 165; ROTA NC/NCF 165 | AS 165; B 160; HJA 5-6;<br>HO 6; HOB 6; HOH 160;<br>HOS 6; N 06; N 160 | | HO 1 MA 6; HO 7 MA 6;<br>HO 15 M 6; HO 22 M 6;<br>HO 24 M 6; HO 27 M 6;<br>HO 37 M 6; HO 47 M 6 | | | | |
| | | | | | | | KH 175; KH 200 |
| | | | | | KFE 215; KFG 215; KFM 215; KFN 215 | | |
| ROTA NCK plus 165;<br>ROTA NCR 250-315; ROTA NCF 185;<br>ROTA NC/NCF plus 185 | | | | | | AL-D/AN-D 165; BB-D 175;<br>BH-D/BHD-FC 165; HB-D 165;<br>HFKN-D 165; HYDN-S 180;<br>PB-D/PBI-D 165 | |
| | | | | | | AL-M 165; AN-M 165; BH-M 165;<br>BHM-FC 165; HB-M 165;<br>PB-M 165; BB-M 175 | |
| | | KTHS 160-175 | | | | | |
| | | | | | | GHD-FC 165; GHDN 165;<br>HDB/HDL/HDN 170; ODL/ODN 170 | |

Wersja I
Вариант I

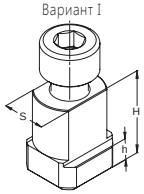


Wersja II
Вариант II

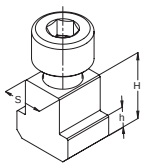


Wersja V
Вариант V

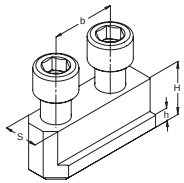


Wersja VII
Вариант VII

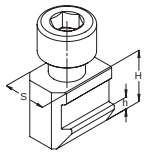


Wersja VIII
Вариант VIII

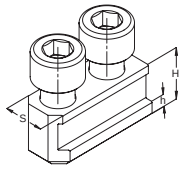


Wersja XIII
Вариант XIII

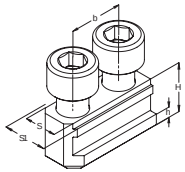


Wersja NWT
Вариант NWT

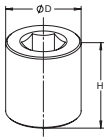


Wersja WTS
Вариант WTS

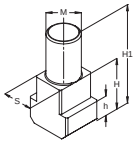


## WKŁADKI TEOWE
Т-ОБРАЗНЫЕ ВКЛАДКИ

### KONFIGURACJA POJEDYŃCZA LUB PODWÓJNA
ОДИНАРНАЯ ИЛИ ДВОЙНАЯ КОНФИГУРАЦИЯ

**Ø 165 - 200 mm**

| Nr produktu<br>Код продукта | BISON Typ<br>BISON Type | Wersja<br>Вариант | $S/S_{1G6}$ | H | h | b | Śruby<br>Винты | Nm* |
|---|---|---|---|---|---|---|---|---|
| 398522891300 | WTF13-14/17xM12-01 | XIII | 14/17 | 20,5 | 7,5 | 25 | M 12 x 30 | 70 |
| 398522845500 | WTF05-14xM12-01 | V | 14 | 20,5 | 8,5 | 25 | M 12 x 30 | 70 |
| 398522846800 | WTF05-14xM12-02 | V | 14 | 22 | 8,5 | 25 | M 12 x 30 | 70 |
| 398522847000 | WTF05-14xM12-03 | V | 14 | 24,5 | 8,5 | 25 | M 12 x 35 | 70 |
| 398522803200 | WTF01-14xM10-01 | I | 14 | 25,5 | 8,5 | - | M 10 x 35 | 50 |
| 398522848300 | WTF05-16xM12-01 | V | 16 | 21,5 | 8,5 | 30 | M 12 x 30 | 70 |
| 398522849600 | WTF05-16xM12-02 | V | 16 | 23,0 | 8,0 | 30 | M 12 x 30 | 70 |
| 398522850300 | WTF05-16xM12-03 | V | 16 | 24,5 | 8,5 | 30 | M 12 x 35 | 70 |
| 398522851600 | WTF05-16xM12-04 | V | 16 | 26,5 | 8,5 | 25 | M 12 x 35 | 70 |
| 398522892600 | WTF13-16/17xM12-01 | XIII | 16/17 | 26,5 | 10 | 30 | M 12 x 35 | 70 |
| 398522168000 | WTS 16 | WTS | 16 | 26,7 | 12 | - | M 16 | 250 |
| 398522163700 | NWT 16 | NWT | - | 25 | - | - | M 16 | 250 |
| 398522872200 | WTF07-17xM12-01 | VII | 17 | 20,5 | 7,5 | - | M 12 x 25 | 70 |
| 398522876300 | WTF08-17xM12-01 | VIII | 17 | 20,5 | 7,5 | 22 | M 12 x 25 | 70 |
| 398522805800 | WTF01-17xM12-02 | I | 17 | 22,0 | 9 | - | M 12 x 30 | 70 |
| 398522806000 | WTF01-17xM12-03 | I | 17 | 22,0 | 9 | - | M 12 x 25 | 70 |
| 398522852900 | WTF05-17xM12-01 | V | 17 | 21,5 | 9 | 19 | M 12 X 25 | 70 |
| 398522806000 | WTF01-17xM12-03 | I | 17 | 22 | 9 | - | M 12 X 25 | 70 |
| 398522823600 | WTF02-17xM12-01 | II | 17 | 22,3 | 8,3 | - | M 12 x 30 | 70 |

* Max. dopuszczalny moment dokręcania  * Макс. допустимый момент затяжки



Ø 165 - 200 mm

| SCHUNK | KITAGAWA | HOWA | MMK / MATSUMOTO | RÖHM | SMW-AUTOBLOK | BERG |
|---|---|---|---|---|---|---|
| | | | | | AL-M 210; AN-M 210; BB-M 210; BH-M 210; BHM-FC 210; HB-M 210; PB-M 210 | |
| ROTA NCK 210; ROTA NCK plus 210; ROTA NCD 210; ROTA NC/NCF plus 215 | B 108; B 208; BB 208; BB 08; HOH 108; HOH 208 | | | KFD-HE 210 | | |
| | | | ZA 6-8-52; ZA 6-8-66 | | | |
| HSL 210; ROTA NC/NCF 210 | AS 210; B 08; B 200; HJA 6-8 HO 8; HOB 8; HOH 8; HOH 200; HOS 8; N 08; N 200 | HO 1 MA 8; HO 2 M 8; HO 7 MA 8; HO 15 M 8; HO 23 M 8 | | | | |
| ROTA TP 160; TP 160 | | | | | | |
| ROTA NCK 250; ROTA NCK plus 250; ROTA NCD 250; ROTA NC/NCF plus 260 | B 110; B 210; BB 210; BB 10; HOH 110; HOH 210 | | | KFD-HE 254 | | |
| | | HO 1 MA 10; HO 2 M 10 | ZA 8-10-66; HA 8-10-66; ZA 6-10-75 | | | |
| HSL 250; ROTA NC/NCF 250 | AS 250; B 10; B 250; HJA 6-10; HJA 8-10; HO 10; HOB 10; HOH 10; HOH 250; HOS 10; N 10; N 250 | | | | | |
| | | HO 22 M 8; HO 24 M 8; HO 27 M 8; HO 37 M 8; HO 47 M 8; HO 7 MA 10; HO 15 M 10; HO 23 M 10 | | | | |
| | | | | | AL-M 250; AN-M 250; BB-M 250; BH-M 250; BHM-FC 250; HB-M 250; PB-M 250 | |
| | | | | | | KH 250; KH 315 |
| ROTA 2B 160; ROTA NC 165-210; ROTA NCD 185; ROTA NCF 165-210; ROTA NCO 165-210; ROTA NCK plus 210-250; ROTA NC/NCF plus 21 | | | | | AL-D/AN-D 210; BB-D 210; BH-D/BHD-FC 210; HB-D 210; HFKN-D 210; PB-D/PBI-D 210 | |
| | | | | | | HES 160; HESF 160; KF 160; HES 200; HESF 200; KF 200, KHFF 200 |
| | | | | KFD 160; KFD-AF 160; KFD-HF 160; KFH 160; KFH-F 160; KFH-G 160; KFH-NC 160; LVE 160; SPD 160; SPO 160 | BH-D/BH-M 130; PB-D/PB-M 130; PBI-D/PBI-M 130; HB-D/HB-M 130; BB-D 140; BB-M 130 | |
| HSG 200-250 | | | | KFD-HS 200 | | |
| | | | | | CD 200; GHD/FC 210; GHDN 210; HDB/HDL/HDN 200-220; ODL/ODN 200-220 | |

**Wersja I**
Вариант I

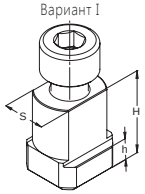


**Wersja II**
Вариант II

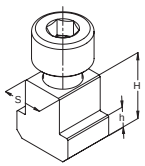


**Wersja III**
Вариант III

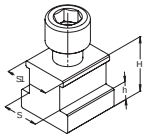


**Wersja IV**
Вариант IV

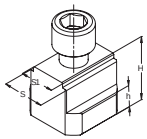


**Wersja V**
Вариант V

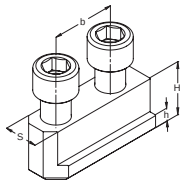


**Wersja X**
Вариант X

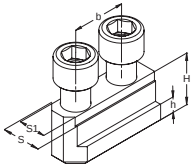


**Wersja XII**
Вариант XII

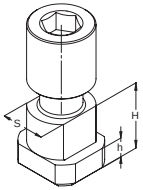


**Wersja NWT**
Вариант NWT

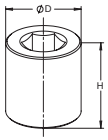


**Wersja WTS**
Вариант WTS

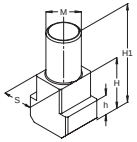


## WKŁADKI TEOWE
Т-ОБРАЗНЫЕ ВКЛАДКИ

### KONFIGURACJA POJEDYŃCZA LUB PODWÓJNA
ОДИНАРНАЯ ИЛИ ДВОЙНАЯ КОНФИГУРАЦИЯ

| | Nr produktu<br>Код продукта | BISON Typ<br>BISON Type | Wersja<br>Вариант | $S/S_{1G6}$ | H | h | b | Śruby<br>Винты | Nm* |
|---|---|---|---|---|---|---|---|---|---|
| Ø 160 - 250 mm | 398522804500 | WTF01-17xM12-01 | I | 17 | 23 | 9 | - | M 12 x 30 | 70 |
| | 398522853100 | WTF05-17xM12-02 | V | 17 | 23 | 9 | 19 | M 12 x 30 | 70 |
| | 398522854400 | WTF05-17xM12-03 | V | 17 | 23 | 9 | 22 | M 12 x 30 | 70 |
| | 398522829200 | WTF03-17/21xM12-01 | III | 17/21 | 24 | 9 | - | M 12 x 30 | 70 |
| | 398522889300 | WTF12-17xM14-01 | XII | 17 | 23 | 9 | - | M 14 | 90 |
| | 398522807300 | WTF01-17xM12-04 | I | 17 | 27 | 9 | - | M 12 x 35 | 70 |
| | 398522855700 | WTF05-18xM14-01 | V | 18 | 25,5 | 9,5 | 30 | M 14 x 40 | 130 |
| | 398522856000 | WTF05-18xM14-02 | V | 18 | 27,5 | 9,5 | 30 | M 14 x 40 | 130 |
| | 398522857200 | WTF05-18xM14-03 | V | 18 | 33,5 | 13,5 | 30 | M 14 x 45 | 130 |
| | 398522824900 | WTF02-20xM12-01 | II | 20 | 21,5 | 8,5 | - | M 12 x 30 | 70 |
| | 398522169300 | WTS 20 | WTS | 20 | 32,7 | 16 | - | M 20 | 300 |
| | 398522164000 | NWT 20 | NWT | - | 32 | - | - | M 20 | 300 |
| | 398522825100 | WTF02-21xM16-01 | II | 21 | 23 | 8,5 | - | M 16 x 35 | 150 |
| | 398522859800 | WTF05-21xM16-02 | V | 21 | 23 | 8,5 | - | M 16 x 30 | 150 |
| | 398522810600 | WTF01-21xM16-03 | I | 21 | 25,5 | 11 | - | M 16 x 35 | 150 |
| | 398522858500 | WTF05-21xM16-01 | V | 21 | 23 | 11,5 | 30 | M 15 x 35 | 150 |
| | 398522879100 | WTF10-21/17xM12-01 | X | 21/17 | 25,5 | 11 | 19 | M 12 x 30 | 70 |
| | 398522830000 | WTF04-21/17xM12-01 | IV | 21/17 | 25,5 | 11 | - | M 12 x 30 | 70 |
| | 398522808600 | WTF01-21xM16-01 | I | 21 | 27 | 11 | - | M 16 x 35 | 150 |
| | 398522860500 | WTF05-21xM16-03 | V | 21 | 27 | 11 | 28 | M 16 x 35 | 150 |
| | 398522831200 | WTF04-21/17xM12-02 | IV | 21/17 | 27 | 11 | - | M 12 x 30 | 70 |

*** Max. dopuszczalny moment dokręcania** * Макс. допустимый момент затяжки



| | SCHUNK | KITAGAWA | FORKARDT | HOWA | MMK / MATSUMOTO | RÖHM | SMW-AUTOBLOK |
|---|---|---|---|---|---|---|---|
| Ø 160 - 250 mm | HSL 165-210; ROTA NCD 210; ROTA NC/NCF plus 165; TH/THF 165-210 | | KG 200; KGH/KGHF 160-175-200; KL/KLNC/KP 160-200; KS/KSHF 160-200-250; KSF 175-200; KSH/KSPS 160-200; KT/KTG/KTN 160-200; KTH 160-175-200; KTGF 200; NH/NHF 160-175-200; QLC/QLK 160-175-200; QLC-KS/QLK-KS 200-250; KL/KS 250 (Monforts); NHF 250-290 (Index); UVE 160-200-250 | | | | KZF/KZF-ES 200; HFK/HFKS 250-315; KDV 315-400; KDVG 315-400; KFMF 250-315; KFV 250-315 |
| | | | KTHS 200-250-315 | | | | |
| | ROTA TP 200; TP 200 | | | | | | SP/STP/STWP 200; LP 205 |
| | | | | | ZA 8-12-78 | | |
| | HSL 315 | | | HO 22 M 10; HO 24 M 10; HO 27 M 10; HO 37 M 10; HO 47 M 10; HO 7 MA 12; HO 15 M 12; HO 23 M 12 | | | |
| | ROTA NC/NCF 315 | B 12; B 300; HJA 6-12; HJA 8-12; HLA 6-12; HLA 6-15; HLA 8-15; HO 12; HOB 12; HOH 12; HOH 300; HOS 12; N 12; N 300 | | HO 1 MA 12; HO 2 M 12 | | | |
| | | | | | | KFE 280; KFG 280; KFM 280; KFN 250-280 | |
| | | | | | | | KH 400; KH 500; KH 630 |
| | | | | | | KFE 350; KFG 350; KFM 350; KFN 350 | |
| | | | | | | | |
| | | | | | | KFA 200; KFD 250-315; KFD-AF 250-315; KFD-HE 254-315; KFD-HF 250-315; KFH 250-315; KFH-F 250-315; KFH-G 250-315; KFH-NC 250-315; KFL 315-400; LVE 250-305-315; SPD 300; SPO 300; KFD-HS 315 | BHD-FC/BHM-FC 400; CD 250-315; 2 CLD 200; US-2 CLD 200; GHD/GHM 400; GHD-FC/GHDN 250-305-315-400; HDB 300; HDL/HDN 250-315-400; ODL/ODN 250-315-400; RCD 400 |
| | | BB 212 | | | | | |
| | | | | | | KFD-HS 250 | HDN 250 S; ODN 250 S |
| | HSL 250-315; ROTA NC 315; ROTA NCD 250-315; ROTA NCF 315; TH/THF 250-315 | | 2BLE 200-250 (Monforts); 2BLN 200; KG 250-315; KL 250; KLNC/KP 250-315; KS 315-400; KSH/KSHF 250-400; KSPS 250-300; KT/KTG/KTGF/KTN 250-315; NH/NHF 250-315; NHF 257-290; NHF 400 (Index); QLC/QLK 250-315; QLC-KS/QLK-KS 315-400; UVE 315 | | | | |

Wersja I
Вариант I

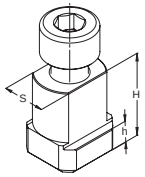


Wersja V
Вариант V

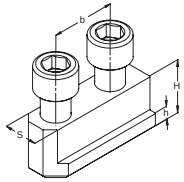


Wersja VII
Вариант VII

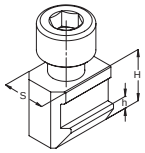


Wersja VIII
Вариант VIII

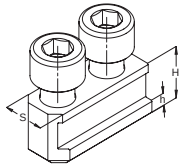


Wersja IX
Вариант IX

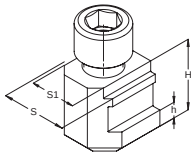


Wersja X
Вариант X

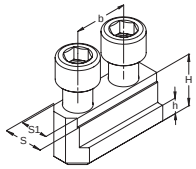


## WKŁADKI TEOWE
Т-ОБРАЗНЫЕ ВКЛАДКИ

### KONFIGURACJA POJEDYŃCZA LUB PODWÓJNA
ОДИНАРНАЯ ИЛИ ДВОЙНАЯ КОНФИГУРАЦИЯ

Ø 250 - 400 mm

| Nr produktu<br>Код продукта | BISON Typ<br>BISON Type | Wersja<br>Вариант | $S/S_{1G6}$ | H | h | b | Śruby<br>Винты | Nm* |
|---|---|---|---|---|---|---|---|---|
| 398522873500 | WTF07-21xM16-01 | VII | 21 | 26,5 | 10 | - | M 16 x 35 | 150 |
| 398522877600 | WTF08-21xM16-01 | VIII | 21 | 26,5 | 10 | 28 | M 16 x 35 | 150 |
| 398522878900 | WTF09-21/17xM12-01 | IX | 21/17 | 26,5 | 10 | - | M 12 x 30 | 70 |
| 398522809900 | WTF01-21xM16-02 | I | 21 | 27 | 10 | - | M 16 x 35 | 150 |
| 398522808600 | WTF01-21xM16-01 | | 21 | 27 | 11 | - | M 16 x 35 | 150 |
| 398522861800 | WTF05-21xM16-04 | V | 21 | 28 | 11,5 | 30 | M 16 x 40 | 150 |
| 398522862000 | WTF05-21xM16-05 | V | 21 | 29,0 | 10,5 | 35 | M 16 x 40 | 150 |
| 398522811900 | WTF01-21xM16-04 | I | 21 | 30 | 11 | - | M 16 x 35 | 150 |
| 398522863300 | WTF05-22xM20-01 | V | 22 | 39,5 | 19,5 | 50 | M 20 x 50 | 300 |
| 398522864600 | WTF05-22xM20-02 | V | 22 | 45,5 | 16,5 | 60 | M 20 x 55 | 300 |
| 398522882400 | WTF10-24/22xM20-02 | IX | 24/22 | 45,5 | 16,5 | 43 | M 20 x 60 | 300 |
| 398522880900 | WTF10-24/21xM16-01 | X | 24/21 | 45,5 | 16,5 | 30 | M 16 x 60 | 150 |
| 398522881100 | WTF10-24/22xM20-01 | X | 24/22 | 40,5 | 16,5 | 43 | M 20 x 55 | 300 |
| 398522865900 | WTF05-25xM20-01 | V | 25 | 45,0 | 19,0 | 60 | M 20 x 60 | 300 |
| 398522883700 | WTF10-25/22xM20-01 | X | 25/22 | 45,0 | 19,0 | 50 | M 20 x 60 | 300 |
| 398522866100 | WTF05-25xM20-02 | V | 25 | 54,0 | 19,0 | 60 | M 20 x 70 | 300 |

* Max. dopuszczalny moment dokręcania  * Макс. допустимый момент затяжки



| | SCHUNK | KITAGAWA | HOWA | MMK / MATSUMOTO | RÖHM | SMW-AUTOBLOK | BERG |
|---|---|---|---|---|---|---|---|
| Ø 250 - 400 mm | ROTA NC 250; ROTA NCF 250; ROTA NCO 260-315; ROTA 2B 200; ROTA NC plus 260-315; ROTA NCK plus 315; ROTA NCF plus 260-315; ROTA NCR 400-500 | | | | | AL-D/AN-D 250-315; BB-D 250-315; AP-D 315; BH-D 250-315; BH-D FC 250-315; HB-D 250-315; HFKN-D 260-315; HYDN-S 250-315; PB-D/PBI-D 250-315; RCD 250-305 | |
| | | | | | | | HES 250; HESF 250; KF 250; KHFF 250; HES 315; HESF 315; KF 315; KHFF 315 |
| | HSG 315; ROTA NCR 630-800 | | | | | | |
| | | B 112; B 212; HOH 112; HOH 212 | | | KFD-HE 315 | | |
| | | | HO 27 M 12; HO 37 M 12; HO 47 M 12 | | | | |
| | ROTA TP 250-315-350; TP 250-315; ROTA EP 500 | | | | | LP 250-305; SP/STP/STWP 250-280-315-350 | |
| | | HLA 8-18; HLA 8-21 | | ZA 11-15-120; HA 15-18-16; ZA 8-15-120 | | | |
| | | HJ 15; HJ 380 | | | | | |
| | ROTA NC/NCF 400; HSL 400 | B 15; B 380; B 18; B 450; HOB 15; HOB 18; HOH 15 | | | | | |
| | | HOH 15-K | | | | | |
| | | B 21; B 24; HOB 21; HOB 24; N 21; N 24 | | | | | |
| | | HJ 18; HJ 21; HJ 24 | | | | | |

Wersja I
Вариант I

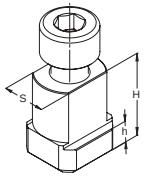


Wersja II
Вариант II

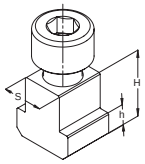


Wersja IV
Вариант IV

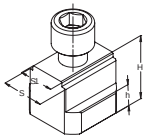


Wersja V
Вариант V

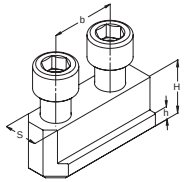


Wersja VII
Вариант VII

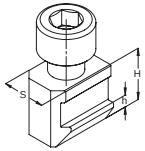


Wersja IX
Вариант IX

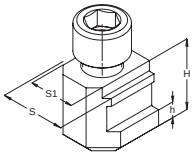


Wersja X
Вариант X

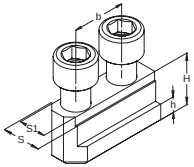


Wersja XI
Вариант XI

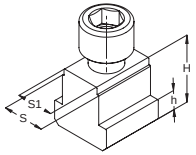


## WKŁADKI TEOWE
Т-ОБРАЗНЫЕ ВКЛАДКИ

### KONFIGURACJA POJEDYŃCZA LUB PODWÓJNA
ОДИНАРНАЯ ИЛИ ДВОЙНАЯ КОНФИГУРАЦИЯ

Ø 400 - 1000 mm

| Nr produktu<br>Код продукта | BISON Typ<br>BISON Type | Wersja<br>Вариант | $S/S_{1G6}$ | H | h | b | Śruby<br>Винты | Nm* |
|---|---|---|---|---|---|---|---|---|
| 398522812100 | WTF01-25,5xM20-01 | I | 25,5 | 29 | 11 | - | M 20 x 40 | 220 |
| 398522867400 | WTF05-25,5xM20-01 | V | 25,5/21 | 29 | 11 | 35 | M 20 x 40 | 220 |
| 398522832500 | WTF04-25,5/21xM16-01 | IV | 25,5 | 29 | 11 | - | M 16 x 35 | 150 |
| 398522867400 | WTF05-25,5xM20-01 | V | 25,5 | 29 | 11 | - | M 20 x 40 | 220 |
| 398522867400 | WTF05-25,5xM20-01 | V | 25,5 | 29 | 11 | 35 | M 20 x 40 | 220 |
| 398522813400 | WTF01-25,5xM20-02 | I | 25,5 | 33,7 | 15,5 | - | M 20 x 45 | 300 |
| 398522874800 | WTF07-25,5xM20-01 | VII | 25,5 | 34 | 15 | - | M 20 x 45 | 220 |
| 398522826400 | WTF02-25,5xM18-01 | II | 25,5 | 34,5 | 14,5 | - | M 18 x 55 | 220 |
| 398522828000 | WTF02-25,5xM20-01 | II | 25,5 | 34,5 | 14,5 | - | M 20 x 55 | 220-240 |
| 398522814700 | WTF01-25,5xM20-03 | I | 25,5 | 36 | 16 | - | M 20 x 50 | 300 |
| 398522884000 | WTF10-25,5/22xM20-01 | X | 25,5/22 | 39,5 | 19,0 | 43 | M 20 x 55 | 300 |
| 398522827700 | WTF02-25,5xM18-02 | II | 25,5 | 67 | 14,5 | - | M 18 x 90 | 220 |
| 398522885200 | WTF11-28/25,5xM20-01 | XI | 28/25,5 | 40 | 15,5 | - | M 20 x 40 | 300 |
| 398522868700 | WTF05-26xM20-01 | V | 26 | 40,0 | 17,0 | 50 | M 20 x 50 | 300 |
| 398522886500 | WTF11-30/25,5xM20-01 | XI | 30/25,5 | 41 | 15 | - | M 20 x 50 | 220 |
| 398522817500 | WTF01-30xM24-03 | I | 30 | 41 | 15 | - | M 24 x 60 | 450 |
| 398522816200 | WTF01-30xM24-02 | I | 30 | 41 | 15 | - | M 24 x 70 | 450 |
| 398522815000 | WTF01-30xM24-01 | I | 30 | 41 | 15 | - | M 24 x 50 | 450 |

* Max. dopuszczalny moment dokręcania  * Макс. допустимый момент затяжки



| | SCHUNK | KITAGAWA | FORKARDT | HOWA | RÖHM | SMW-AUTOBLOK | BERG |
|---|---|---|---|---|---|---|---|
| Ø 400 - 1000 mm | HSL 400; ROTA NC 400-500;<br>ROTA NCD 400-500;<br>ROTA NCF 400-500;<br>TH/THF 400-500 | | 2BLE 250-315; 2BLN 250-315;<br>KG 400-500; KL/KLNC 400-500;<br>KP 400-500; KS 500; KSH 500; KSPS 400;<br>KT/KTGF 400-500; KTG/KTN 400-500;<br>NH/NHF 400-500; QLC/QLK 400;<br>UVE 400-500 | | | HFK 400-500; HFKN-D 400-500;<br>HFKS 400-500; KFV 400-500;<br>KDV 500; KDVG 500 | |
| | ROTA 2B 250-315-400;<br>ROTA NCO 800; ROTA NCR 1000 | | | | | | |
| | | | | | | KDS 630; KFV 630-800 | |
| | HSG 400-500;<br>ROTA NCO 400-500 | | | | KFA 250-315; KFD 400-500-630-800;<br>KFD-HE 400; KFD-HF 400-500-630;<br>KFD-HS 400-500; KFH 400-500;<br>KFH-F 400-500; KFH-G 400-500;<br>KFH-NC 400-500; KFL 500-600;<br>LVE 400-500-630-800 | 2 CLD 250-315;<br>US 2 CLD 250-315 | KHFF 400 |
| | | | | | | AL-D/AL-M 400; AN-D/AN-M 400;<br>BB-N 400-460-500;<br>BB-N ES 400-460-500;<br>BH-D 400-450; BH-D FC 500-630;<br>BH-D 630-800 | |
| | ROTA EP 380-460; ROTA EP-LH 460;<br>ROTA TB 400-500-610;<br>ROTA TB-LH 400-500-610;<br>TB 400-500 | | | | | BB 400-500; BB 400 ES;<br>LP 380-460-500; STP 400-500 | |
| | | | | | | | HES 400; HESF 400; KF 400;<br>HES 500; HESF 500; KF 500;<br>HES 630; HESF 630; KF 630 |
| | | B 215; N15 | | | | | |
| | ROTA TB-LH 630-265;<br>TB 630-265 LH | | | | | BB 500 ES; BB 630 ES 265 | |
| | | | | | | GHD 610-640-800;<br>ILD 500-630-800; IND 500-630-800 | |
| | | | | HO 1 MA 15; HO 1 M 18;<br>HO 1 MA 21; HO 1 MA 24 | | | |
| | ROTA NC 630-800 | | | | | | |
| | ROTA NC 630-800 | | | | | | |
| | ROTA TB-LH 630-325;<br>ROTA TB 630-800-1000;<br>ROTA TB-LH 850-1000-1200;<br>TB 630; TB 630-325 LH; TH 630 | | | | | BB 630-800-1000; BB 630-325 ES;<br>BB 850-1000 ES; BB-N 630-800-1000;<br>BB-N ES 630-800-1000;STP 630-800 | |
| | ROTA NCO 1000; ROTA NC 1000 | | | | KFD 1000-1250 | KDS 800-1000-1200; KVV 1000 | |

## WKŁADKI TEOWE
Т-ОБРАЗНЫЕ ВКЛАДКИ

**KONFIGURACJA POJEDYŃCZA LUB PODWÓJNA**
ОДИНАРНАЯ ИЛИ ДВОЙНАЯ КОНФИГУРАЦИЯ

Wersja I
Вариант I

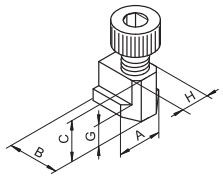


Wersja II
Вариант II

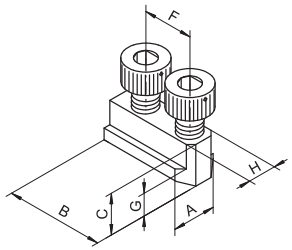


| | Nr produktu / Код продукта | Wersja / Вариант | A | B | C | F | G | H h6 | Śruby / Винты | kg / кг | Uchwyt BISON / Патрон BISON |
|---|---|---|---|---|---|---|---|---|---|---|---|
| Ø 135 - 800 mm | 398522147400 | II | 15,0 | 26,0 | 15,0 | 14 | 5,5 | 10,0 | M8x16 | 0,02 | 2104-135K, 2105-135-34K<br>2405-135K, 2405-135-34K<br>2605-135K, 2605-135-34K |
| | 398522108000 | II | 17,5 | 36,0 | 18,5 | 20 | 7,5 | 12,0 | M10x20 | 0,04 | 2105-160K, 2105-160-45K<br>2405-160K, 2405-160-45K<br>2605-160K, 2605-160-45K |
| | 398522151000 | II | 17,5 | 34 | 16,0 | 18 | 7,5 | 12 | M10x20 | 0,04 | 2409-160-46 |
| | 398522110000 | II | 23 | 42 | 21,5 | 24 | 9,5 | 17,0 | M12x25 | 0,10 | 2104-160, 2105-160-45<br>2404-160, 2405-160-45<br>2604-160, 2605-160-45<br>2409-200-66 |
| | 398522111200 | II | 20,5 | 46,5 | 20,5 | 25 | 8,5 | 14,0 | M12x25 | 0,09 | 2104-200K, 2105-200-52K<br>2404-200K, 2405-200-52K<br>2604-200K, 2605-200-52K |
| | 398522120100 | I | 23 | 19 | 21,5 | - | 9,0 | 17,0 | M12x25 | 0,03 | 2104-200, 2105-200-52<br>2404-200, 2405-200-52<br>2604-200, 2605-200-52<br>2409-250-91<br>2409-315-91<br>2488-200 |
| | 398522131600 | II | 22,5 | 51,0 | 21,5 | 30 | 8,5 | 16,0 | M12x30 | 0,12 | 2104-250, 2105-250-75K<br>2404-250, 2405-250-75K<br>2604-250, 2605-250-75K |
| | 398522130300 | I | 27 | 24 | 25,5 | - | 10,5 | 21,0 | M16x30 | 0,05 | 2104-250, 2105-250-75<br>2404-250, 2405-250-75<br>2604-250, 2605-250-75<br>2488-315 |
| | 398522132900 | II | 29,0 | 55,5 | 27,0 | 30 | 10,5 | 21,0 | M16x30 | 0,21 | 2104-315K, 2105-315-91K<br>2404-315K, 2405-315-91K<br>2605-315K, 2605-315-91K |
| | 398522130300 | I | 27 | 24 | 25,5 | - | 10,5 | 21,0 | M16x30 | 0,05 | 2104-315, 2105-315-91<br>2404-315, 2405-315-91<br>2604-315, 2605-315-91 |
| | 398522133100 | II | 34,0 | 80,0 | 31,0 | 43 | 12,0 | 25,5 | M20x40 | 0,38 | 2404-400K, 2405-400-120K |
| | 398522140500 | I | 34 | 30 | 29,0 | - | 12,0 | 25,5 | M20x40 | 0,09 | 2404-400, 2405-400-120 |
| | 398522134400 | I | 34 | 30 | 29,0 | - | 12,0 | 25,0 | M20x40 | 0,09 | 2404-500K, 2405-500-160K<br>2404-630K, 2405-630-200K<br>2404-800K, 2405-800-255K |
| | 398522140500 | I | 34 | 30 | 29,0 | - | 12,0 | 25,5 | M20x40 | 0,09 | 2404-500, 2405-500-160<br>2404-630, 2405-630-200<br>2404-800, 2405-800-255 |

# KOŁKI OPOROWE
# ОПОРНЫЕ ШПИЛЬКИ

## DO SZCZĘK CHWYTAKOWYCH
## ДЛЯ ЗУБЧАТЫХ КУЛАЧКОВ

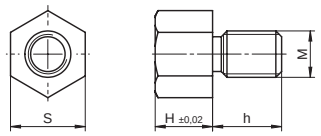


| Nr produktu / Код продукта | Typ / Type | H | S | h | kg / kpl. / кг / кпл. |
|---|---|---|---|---|---|
| **M 5** | | | | | |
| 398521355400 | KB KB-M5x5 | 5 | 8 | 8 | 0,010 |
| 398521356700 | KB KB-M5x10 | 10 | 8 | 8 | 0,016 |
| 398521357000 | KB KB-M5x15 | 15 | 8 | 8 | 0,023 |
| **M 6** | | | | | |
| 398521360200 | KB KB-M6x5 | 5 | 10 | 10 | 0,016 |
| 398521361500 | KB KB-M6x10 | 10 | 10 | 10 | 0,026 |
| 398521362800 | KB KB-M6x15 | 15 | 10 | 10 | 0,037 |
| 398521363000 | KB KB-M6x20 | 20 | 10 | 10 | 0,047 |
| 398521364300 | KB KB-M6x25 | 25 | 10 | 10 | 0,057 |
| **M 8** | | | | | |
| 398521365600 | KB KB-M8x5 | 5 | 13 | 10 | 0,027 |
| 398521366900 | KB KB-M8x10 | 10 | 13 | 10 | 0,047 |
| 398521367100 | KB KB-M8x15 | 15 | 13 | 10 | 0,064 |
| 398521368400 | KB KB-M8x20 | 20 | 13 | 10 | 0,081 |
| 398521369700 | KB KB-M8x25 | 25 | 13 | 10 | 0,098 |
| 398521370400 | KB KB-M8x30 | 30 | 13 | 10 | 0,113 |

- **Możliwość regulacji głębokości mocowania przedmiotu obrabianego „T", za pomocą wymiennych kołków oporowych.**
- **Śruby nie wchodzą w zakres dostawy i muszą być zamawiane oddzielnie.**
- Возможность регулировки глубины крепления обрабатываемой детали «T» при помощи съемных опорных шпилек.
- Эти шпильки не входят в комплект поставки и должны быть заказаны отдельно.

## ŚRUBY MOCUJĄCE
ЗАЖИМНЫЕ ВИНТЫ

**DO SZCZĘK PODSTAWOWYCH ▪ SP F ▪ SP RHU**
ДЛЯ МАСТЕР КУЛАЧКОВ ▪ SP F ▪ SP RHU

| Nr produktu<br>Код продукта | Typ<br>Тип | Wymiar d x l<br>Размер d x L | Szczęka podstawowa BISON<br>Мастер кулачок BISON |
|---|---|---|---|
| 398530901900 | DIN 912 M8X1X20-10.9 | M 8 x 1 x 20 | SP 160 F; SP 200 F |
| 398530902100 | DIN 912 M12X1.5X30-10.9 | M 12 x 1,5 x 30 | SP 250 F |
| 398530903400 | DIN 912 M12X1.5X35-10.9 | M 12 x 1,5 x 35 | SP 315 F |
| 398530904700 | DIN 912 M16X1.5X40-10.9 | M 16 x 1,5 x 40 | SP 400 F |
| 398530905000 | EN ISO 4762 M8X20-12.9 | M 8 x 20 | SP 140 RHU; SP 160 RHU; SP 200 RHU |
| 398530906200 | EN ISO 4762 M12X25-12.9 | M 12 x 25 | SP 250 RHU |
| 398530907500 | EN ISO 4762 M12X30-12.9 | M 12 x 30 | SP 315 RHU |

## ŚRUBY MOCUJĄCE
ЗАЖИМНЫЕ ВИНТЫ

**DO SZCZĘK GÓRNYCH TWARDYCH ▪ DO UCHWYTÓW 3-SZCZĘKOWYCH**
ДЛЯ КАЛЕНЫХ НАКЛАДНЫХ КУЛАЧКОВ ▪ ДЛЯ 3-КУЛАЧКОВЫЙ ПАТРОНОВ

| Wielkość uchwytu [mm]<br>Размер патрона [мм] | Śruba 1*<br>Винт 1* | | Śruba 2*<br>Винт 2* | |
|---|---|---|---|---|
| 125 | M8x20 | 100001484 | M8x25 | 100001474 |
| 160 | M10x20 | 100003252 | M10x30 | 100003241 |
| 200 | M10x20 | 100003252 | M10x30 | 100003241 |
| 250 | M12x25 | 100003301 | M12x40 | 100001592 |
| 315 | M12x25 | 100003301 | M12x40 | 100001592 |
| 400 | M16x30 | 100001587 | M16x45 | 100003319 |
| 500 | M20x40 | 100002416 | M20x75 | 100003352 |
| 630 | M20x40 | 100002416 | M20x80 | 100003360 |
| 800 | M20x40 | 100002416 | M20x80 | 100003360 |

*** 3 śruby w komplecie** ▪ 3 винту в комплекте

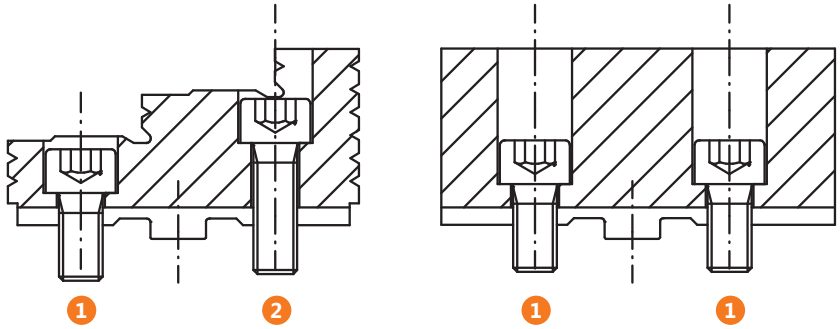

## ПРЯМЫЕ КУЛАЧКИ (КОМПЛЕКТ)[1)]



**Для патронов**
**32**, 35**, 36**, 37**, 38**, 3266**

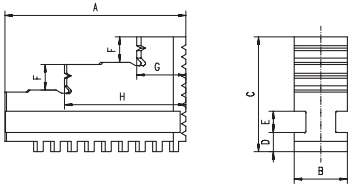


| Размер | Для патронов 32**, 35** | Для патронов 36**, 37** | Для патронов 38** | Для патронов 3266 | A | B | C | D | E | F | G | H | кг. |
|---|---|---|---|---|---|---|---|---|---|---|---|---|---|
| мм | 3-Кулачковые | 4-Кулачковые | 6-Кулачковые | 3-Кулачковые | | | | | | | | | |
| 80 | 398535000900 | - | - | 398535002400 | 32 | 11 | 28 | 6,0 | 6 | 6 | 9,5 | 21,0 | 0,03 |
| 100 | 398535010000 | 398538197000* | - | 398535012600 | 42 | 15 | 32 | 6,0 | 6 | 7 | 11,0 | 27,0 | 0,09 |
| 125 | 398535020200 | 398539020500 | 398540020900 | 398535022800 | 51 | 20 | 40 | 8,0 | 8 | 8 | 13,0 | 33,5 | 0,18 |
| 160 | 398535030400 | 398539030700 | 398540030000 | 398535030400 | 70 | 20 | 53 | 8,0 | 8 | 10 | 19,0 | 45,0 | 0,36 |
| 200 | 398535040600 | 398539040900 | 398540040200 | 398535040600 | 85 | 25 | 54 | 9,0 | 10 | 12 | 23,0 | 57,0 | 0,50 |
| 250 | 398535050800 | 398539050000 | 398540050400 | - | 105 | 28 | 63 | 11,0 | 12 | 14 | 28,0 | 69,5 | 0,80 |
| 315 | 398535060000 | 398539060200 | 398540060600 | - | 125 | 32 | 73 | 12,7 | 12 | 18 | 34,5 | 83,0 | 1,32 |
| 400 | 398535070100 | 398539070400 | 398540070800 | - | 145 | 36 | 92 | 15,0 | 14 | 22 | 36,0 | 99,0 | 2,35 |
| 500 | 398535080300 | 398539080600 | 398540080000 | - | 180 | 40 | 100 | 16,0 | 14 | 26 | 50,0 | 119,5 | 3,36 |
| 630 | 398535090500 | 398539081900 | 398534900900 | - | 225 | 50 | 110 | 16,0 | 14 | 28 | 66,0 | 149,0 | 5,80 |
| 800 | 398535200000 | 398539081900 | 398534901100 | - | 225 | 50 | 110 | 16,0 | 14 | 28 | 66,0 | 149,0 | 5,80 |
| 1000 | 398535201300 | 398539082100 | 398534902400 | - | 291 | 70 | 140 | 22,0 | 20 | 34 | 85,0 | 190,0 | 14,30 |

* Do 37**

## ОБРАТНЫЕ КУЛАЧКИ (КОМПЛЕКТ)[1)]



**Для патронов**
**32**, 35**, 36**, 37**, 38**, 3266**

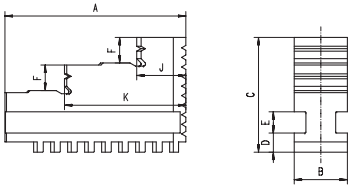


| Размер | Для патронов 32**, 35** | Для патронов 36**, 37** | Для патронов 38** | Для патронов 3266 | A | B | C | D | E | F | J | K | кг. |
|---|---|---|---|---|---|---|---|---|---|---|---|---|---|
| мм | 3-Кулачковые | 4-Кулачковые | 6-Кулачковые | 3-Кулачковые | | | | | | | | | |
| 80 | 398535100000 | - | - | 398535102500 | 32 | 11 | 28 | 6,0 | 6 | 6 | 9,5 | 21,0 | 0,03 |
| 100 | 398535110100 | 398538198200* | - | 398535112700 | 42 | 15 | 32 | 6,0 | 6 | 7 | 12,0 | 27,5 | 0,09 |
| 125 | 398535120300 | 398539120600 | 398540120000 | 398535122900 | 51 | 20 | 40 | 8,0 | 8 | 8 | 13,0 | 33,5 | 0,18 |
| 160 | 398535130500 | 398539130800 | 398540130100 | 398535130500 | 70 | 20 | 53 | 8,0 | 8 | 10 | 22,0 | 47,5 | 0,36 |
| 200 | 398535140700 | 398539140000 | 398540140300 | 398535140700 | 85 | 25 | 54 | 9,0 | 10 | 12 | 23,0 | 57,0 | 0,50 |
| 250 | 398535150900 | 398539150100 | 398540150500 | - | 105 | 28 | 63 | 11,0 | 12 | 14 | 28,0 | 69,5 | 0,80 |
| 315 | 398535160000 | 398539160300 | 398540160700 | - | 125 | 32 | 73 | 12,7 | 12 | 18 | 34,5 | 83,0 | 1,32 |
| 400 | 398535170200 | 398539170500 | 398540170900 | - | 145 | 36 | 92 | 15,0 | 14 | 22 | 36,0 | 99,0 | 2,35 |
| 500 | 398535180400 | 398539180700 | 398540180000 | - | 180 | 40 | 100 | 16,0 | 14 | 26 | 50,0 | 119,5 | 3,36 |
| 630 | 398535190600 | 398539181000 | 398535197500 | - | 225 | 50 | 110 | 16,0 | 14 | 28 | 66,0 | 149,0 | 5,80 |
| 800 | 398535210200 | 398539181000 | 398535198800 | - | 225 | 50 | 110 | 16,0 | 14 | 28 | 66,0 | 149,0 | 5,80 |
| 1000 | 398535211500 | 398539182200 | 398535199000 | - | 291 | 70 | 140 | 22,0 | 20 | 34 | 85,0 | 190,0 | 14,30 |

* Do 37**

## МЯГКИЕ ЦЕЛЬНЫЕ КУЛАЧКИ (КОМПЛЕКТ)



**Для патронов**
**32**, 35**, 36**, 37**, 38****

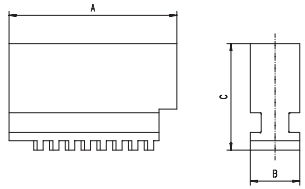


| Размер | Для патронов 32**, 35** | Для патронов 36**, 37** | Для патронов 38** | A | B | C | D | E | кг. |
|---|---|---|---|---|---|---|---|---|---|
| мм | 3-Кулачковые | 4-Кулачковые | 6-Кулачковые | | | | | | |
| 80 | 398536000700 | - | - | 32 | 11 | 28 | 6,0 | 6 | 0,07 |
| 100 | 398536010900 | 398539810000* | - | 42 | 15 | 32 | 6,0 | 6 | 0,13 |
| 125 | 398536020000 | 398539820200 | 398540220000 | 51 | 20 | 40 | 8,0 | 8 | 0,26 |
| 160 | 398536030200 | 398539830400 | 398540230200 | 70 | 20 | 53 | 8,0 | 8 | 0,50 |
| 200 | 398536040400 | 398539840600 | 398540240400 | 85 | 25 | 54 | 9,0 | 10 | 0,80 |
| 250 | 398536050600 | 398539850800 | 398540250600 | 105 | 28 | 63 | 11,0 | 12 | 1,36 |
| 315 | 398536060800 | 398539860000 | 398540260800 | 125 | 32 | 73 | 12,7 | 12 | 1,90 |
| 400 | 398536070000 | 398539870100 | 398540270000 | 145 | 36 | 92 | 15,0 | 14 | 2,46 |
| 500 | 398536080100 | 398539880300 | 398540280100 | 180 | 40 | 100 | 16,0 | 14 | 5,00 |
| 630 | 398536090300 | 398539890500 | 398540290300 | 225 | 50 | 110 | 16,0 | 14 | 8,36 |
| 800 | 398536092900 | 398539891800 | 398540291600 | 225 | 50 | 110 | 16,0 | 14 | 8,36 |
| 1000 | 398536094400 | 398539892000 | 398540292900 | 290 | 70 | 140 | 22,0 | 20 | 20,3 |

* Do 37**

1) Кулачки поставляются дополнительно или в качестве запасных, должны быть отшлифованы на патроне, в противном случае точность центровки не будет соответствовать нормам. Эта работа может быть сделана на заводе BISON за доплату.



http://vpspt.ru • e-mail: volgaooo@yandex.ru • tel. +7 (8352) 37 87 30 • fax +7 (8352) 50 01 10

## КАЛЕНЫЕ НАКЛАДНЫЕ КУЛАЧКИ – (КОМПЛЕКТ)[1)]

| Размер | Для патронов 32**, 35** | Для патронов 36**, 37** | Для патронов 38** | A | B | C | D | E | F | G | H | J | K | L | L1 | M | N | O | P | R | R1 | кг. |
|---|---|---|---|---|---|---|---|---|---|---|---|---|---|---|---|---|---|---|---|---|---|---|
| мм | 3-Кулачковые | 4-Кулачковые | 6-Кулачковые | | | | | | | | | | | | | | | | | | | |
| 125 | 398532820500 | 398537820600 | - | 56 | 22,0 | 38,5 | 7,95 | 4,0 | 3,2 | 12,69 | 22,6 | 9 | 15 | 10,0 | 26,0 | 16,00 | 8,0 | 14,5 | 35,0 | 13,0 | 15,0 | 0,17 |
| 125 | - | - | 398540820600 | 56 | 22,0 | 38,5 | 7,95 | 4,0 | 3,2 | 12,69 | 22,6 | 6,6 | 11 | 10,0 | 26,0 | 16,00 | 8,0 | 14,5 | 35,0 | 13,0 | 15,0 | 0,17 |
| 160 | 398532830700 | 398537830800 | - | 67 | 25,0 | 41,5 | 7,95 | 4,0 | 3,2 | 12,69 | 28,6 | 11 | 18 | 12,0 | 29,0 | 19,05 | 8,5 | 18,0 | 41,5 | 16,0 | 21,0 | 0,26 |
| 160 | | - | 398540830800 | 67 | 25,0 | 41,5 | 7,95 | 4,0 | 3,2 | 12,69 | 28,6 | 9 | 14 | 12,0 | 29,0 | 19,05 | 8,5 | 18,0 | 41,5 | 16,0 | 21,0 | 0,26 |
| 200 | 398532840900 | 398537840000 | - | 80 | 27,0 | 43,5 | 7,95 | 4,0 | 3,2 | 12,69 | 34,9 | 11 | 18 | 12,0 | 31,0 | 22,25 | 9,5 | 21,5 | 51,0 | 19,0 | 24,0 | 0,36 |
| 200 | - | - | 398540840000 | 80 | 27,0 | 43,5 | 7,95 | 4,0 | 3,2 | 12,69 | 34,9 | 9 | 14 | 12,0 | 31,0 | 22,25 | 9,5 | 21,5 | 51,0 | 19,0 | 24,0 | 0,36 |
| 250 | 398532850000 | 398537850100 | 398540850100 | 95 | 32,5 | 51,5 | 12,71 | 4,0 | 3,2 | 19,04 | 39,7 | 14 | 20 | 14,5 | 38,0 | 27,00 | 12,0 | 24,5 | 59,0 | 22,0 | 27,5 | 0,62 |
| 315 | 398532860200 | 398537860300 | 398540860300 | 110 | 37,0 | 55,0 | 12,71 | 4,0 | 3,2 | 19,04 | 47,6 | 14 | 20 | 14,5 | 40,0 | 31,75 | 13,0 | 26,5 | 68,0 | 35,4 | 30,7 | 0,90 |
| 400 | 398532870400 | 398537870500 | 398540870500 | 127 | 42,0 | 64,5 | 12,71 | 4,0 | 6,3 | 19,04 | 57,1 | 18 | 26 | 18,5 | 45,5 | 38,10 | 13,5 | 27,0 | 76,5 | 28,5 | 34,4 | 1,35 |
| 500 | 398532880600 | 398537880700 | 398540880700 | 127 | 42,0 | 74,5 | 12,71 | 4,0 | 6,3 | 19,04 | 57,1 | 22 | 33 | 21,0 | 56,0 | 38,10 | 17,0 | 50,0 | 88,0 | 28,5 | 34,4 | 1,55 |
| 630 | 398532890800 | 398537890900 | 398540890900 | 127 | 52,0 | 82,0 | 12,71 | 4,0 | 6,3 | 19,04 | 57,1 | 22 | 33 | 21,0 | 64,0 | 38,10 | 21,0 | 51,0 | 89,0 | 28,5 | 34,4 | 2,42 |
| 800 | 398532890800 | 398537900300 | 398540891100 | 127 | 52,0 | 82,0 | 12,71 | 4,0 | 6,3 | 19,04 | 57,1 | 22 | 33 | 21,0 | 64,0 | 38,10 | 21,0 | 51,0 | 89,0 | 28,5 | 34,4 | 2,42 |
| 1000 | 398532800100 | 398537901600 | 398540892400 | 175 | 75,0 | 97,0 | 12,71 | 4,5 | 6,3 | 19,04 | 95,2 | 24 | 35 | 23,0 | 78,0 | 38,10 | 28,0 | 48,0 | 124,0 | 67,0 | 76,5 | 5,50 |

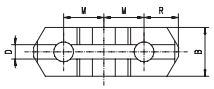

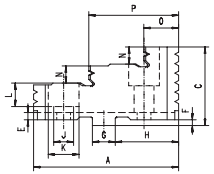

Для патронов
32**, 35**, 36**, 37**, 38**

## МЯГКИЕ НАКЛАДНЫЕ КУЛАЧКИ (КОМПЛЕКТ)

| Размер | Для патронов 3105 | Для патронов 32**, 35** | Для патронов 36**, 37** | Для патронов 38** | A | B | B | C | D | E | F | G | H | J | K | L | L1 | M | N | O | P | R | R1 | кг. |
|---|---|---|---|---|---|---|---|---|---|---|---|---|---|---|---|---|---|---|---|---|---|---|---|---|
| мм | 2-Кулачковые | 3-Кулачковые | 4-Кулачковые | 6-Кулачковые | | | | | | | | | | | | | | | | | | | | |
| 125 | - | 398533020600 | 398538220900 | - | 64 | 22,0 | - | 38,5 | 7,95 | 4,0 | 3,2 | 12,69 | 25 | 9 | 15 | 10,0 | 26,0 | 16,00 | 8,0 | 14,5 | 35,0 | 13,0 | 15,0 | 0,30 |
| 125 | - | - | - | 398540722000 | 64 | 22,0 | - | 38,5 | 7,95 | 4,0 | 3,2 | 12,69 | 25 | 6,6 | 11 | 10,0 | 26,0 | 16,00 | 8,0 | 14,5 | 35,0 | 13,0 | 15,0 | 0,30 |
| 160 | 398530530800 | 398533030800 | 398538230000 | - | 78 | 25,0 | 40 | 41,5 | 7,95 | 4,0 | 3,2 | 12,69 | 34 | 11 | 18 | 12,0 | 29,0 | 19,05 | 8,5 | 18,0 | 41,5 | 16,0 | 21,0 | 0,46 |
| 160 | - | - | - | 398540732200 | 78 | 25,0 | - | 41,5 | 7,95 | 4,0 | 3,2 | 12,69 | 34 | 9 | 14 | 12,0 | 29,0 | 19,05 | 8,5 | 18,0 | 41,5 | 16,0 | 21,0 | 0,46 |
| 200 | 398530540000 | - | - | - | 90 | 27,0 | 40 | 41,5 | 7,95 | 4,0 | 3,2 | 12,69 | 40 | 11 | 14 | 12,0 | 31,0 | 22,25 | 9,5 | 21,5 | 51,0 | 19,0 | 24,0 | 0,65 |
| 200 | - | 398533040000 | 398538240200 | - | 90 | 27,0 | - | 43,5 | 7,95 | 4,0 | 3,2 | 12,69 | 40 | 11 | 18 | 12,0 | 31,0 | 22,25 | 9,5 | 21,5 | 51,0 | 19,0 | 24,0 | 0,65 |
| 200 | - | - | - | 398540742400 | 90 | 27,0 | - | 43,5 | 7,95 | 4,0 | 3,2 | 12,69 | 40 | 9 | 14 | 12,0 | 31,0 | 22,25 | 9,5 | 21,5 | 51,0 | 19,0 | 24,0 | 0,65 |
| 250 | 398530550100 | 398533050100 | 398538250400 | 398540752600 | 106 | 32,5 | 47 | 51,5 | 12,71 | 4,0 | 3,2 | 19,04 | 45 | 14 | 20 | 14,5 | 38,0 | 27,00 | 12,0 | 24,5 | 59,0 | 22,0 | 27,5 | 1,15 |
| 315 | 398530560300 | 398533060300 | 398538260600 | 398540762800 | 120 | 37,0 | 52 | 55,0 | 12,71 | 4,0 | 3,2 | 19,04 | 53 | 14 | 20 | 14,5 | 40,0 | 31,75 | 13,0 | 26,5 | 68,0 | 35,4 | 30,7 | 1,60 |
| 400 | 398530570500 | 398533070500 | 398538270800 | 398540772000 | 140 | 42,0 | 52 | 64,5 | 12,71 | 4,0 | 6,3 | 19,04 | 63 | 18 | 26 | 18,5 | 45,5 | 38,10 | 13,5 | 27,0 | 76,5 | 28,5 | 34,4 | 2,20 |
| 500 | - | 398533080700 | 398538280000 | 398540780600 | 140 | 42,0 | - | 74,5 | 12,71 | 4,0 | 6,3 | 19,04 | 63 | 22 | 33 | 21,0 | 56,0 | 38,10 | 17,0 | 50,0 | 88,0 | 28,5 | 34,4 | 2,40 |
| 630 | - | 398533090900 | 398538290100 | 398540790800 | 160 | 52,0 | - | 82,0 | 12,71 | 4,0 | 6,3 | 19,04 | 63 | 22 | 33 | 21,0 | 64,0 | 38,10 | 21,0 | 51,0 | 89,0 | 28,5 | 34,4 | 4,20 |
| 800 | - | 398533090900 | 398538290100 | 398540790800 | 160 | 52,0 | - | 82,0 | 12,71 | 4,0 | 6,3 | 19,04 | 63 | 22 | 33 | 21,0 | 64,0 | 38,10 | 21,0 | 51,0 | 89,0 | 28,5 | 34,4 | 4,20 |
| 1000 | - | 398533093700 | 398538292700 | 398540700100 | 191 | 75,0 | - | 97,0 | 12,71 | 4,5 | 6,3 | 19,04 | 105 | 24 | 35 | 23,0 | 78,0 | 38,10 | 28,0 | 48,0 | 124 | 67,0 | 76,5 | 10,00 |

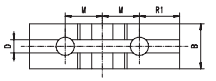

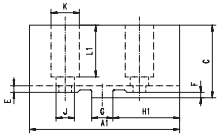

Для патронов
3105, 32**, 35**, 36**, 37**, 38**

## МАСТЕР КУЛАЧКИ (РЕЙКИ) (КОМПЛЕКТ)[1)]

| Размер | Для патронов 3105 | Для патронов 32**, 35** | Для патронов 36**, 37** | Для патронов 38** | Для патронов 3295, 3597 | A | B | C | D | E | F - 0,03 | G + 0,01 | H | J | K | L | M | S | кг. |
|---|---|---|---|---|---|---|---|---|---|---|---|---|---|---|---|---|---|---|---|
| мм | 2-Кулачковые | 3-Кулачковые | 4-Кулачковые | 6-Кулачковые | 3-Кулачковые | | | | | | | | | | | | | | |
| 125 | - | 398535720900 | 398539620000 | - | - | 54 | 20 | 28,0 | 8,0 | 8 | 7,94 | 12,69 | 22,6 | 4,0 | 16,00 | 13,5 | M8 | 3,2 | 0,14 |
| 125 | - | - | - | 398540920700 | | 54 | 20 | 28,0 | 8,0 | 8 | 7,94 | 12,69 | 22,6 | 4,0 | 16,00 | 13,5 | M6 | 3,2 | 0,14 |
| 160 | 398530710600 | 398535730000 | 398539630200 | - | - | 65 | 20 | 29,0 | 8,0 | 8 | 7,94 | 12,69 | 28,6 | 4,0 | 19,05 | 14,0 | M10 | 3,2 | 0,18 |
| 160 | - | - | - | 398540930900 | - | 65 | 20 | 29,0 | 8,0 | 8 | 7,94 | 12,69 | 28,6 | 4,0 | 19,05 | 14,0 | M8 | 3,2 | 0,18 |
| 200 | 398530720800 | 398535740200 | 398539640400 | - | - | 79 | 25 | 33,0 | 9,0 | 10 | 7,94 | 12,69 | 34,9 | 4,0 | 22,25 | 14,0 | M10 | 3,2 | 0,3 |
| 200 | - | - | - | 398540940000 | - | 79 | 25 | 33,0 | 9,0 | 10 | 7,94 | 12,69 | 34,9 | 4,0 | 22,25 | 14,0 | M8 | 3,2 | 0,3 |
| 250 | 398530730000 | 398535750400 | 398539650600 | 398540950200 | - | 92 | 28 | 36,0 | 11,0 | 12 | 12,7 | 19,04 | 39,7 | 4,0 | 27,00 | 16,0 | M12 | 3,2 | 0,48 |
| 315 | 398530740100 | 398535760600 | 398539660800 | 398540960400 | - | 110 | 32 | 40,0 | 12,7 | 12 | 12,7 | 19,4 | 47,6 | 4,0 | 31,75 | 16,0 | M12 | 3,2 | 0,77 |
| 400 | 398530790000 | 398535770800 | 398539670000 | 398540970600 | 398539986000 | 130 | 36 | 49,0 | 15,0 | 14 | 12,7 | 19,04 | 57,1 | 7,2 | 38,10 | 22,0 | M16 | 3,2 | 1,10 |
| 500 | - | 398535780000 | 398539680100 | 398540980800 | 398539987300 | 166 | 40 | 54,0 | 16,0 | 14 | 12,7 | 19,04 | 57,1 | 7,2 | 38,10 | 32,5 | M20 | 3,2 | 2,18 |
| 630* | - | 398535790100 | 398539681400 | 398540990000 | 398539988600 | 210 | 50 | 54,5 | 16,0 | 14 | 12,7 | 19,04 | 57,1 | 7,2 | 38,10 | 32,5 | M20 | 3,2 | 3,34 |
| 800 | - | 398535800600 | 398539682700 | 398540991200 | - | 225 | 50 | 54,5 | 16,0 | 14 | 12,7 | 19,04 | 57,1 | 7,2 | 38,10 | 32,5 | M20 | 3,2 | 3,40 |
| 1000 | - | 398532801400 | 398539683000 | 398540992500 | - | 328 | 70 | 64,0 | 22,0 | 20 | 12,7 | 19,04 | 57,1 | 7,2 | 38,10 | 36,0 | M22 | 3,2 | 7,75 |

* Do 3295-660



Для патронов
3105, 32**, 35**, 36**, 37**, 38**, 3295

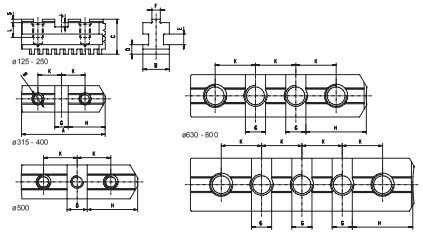


1) Кулачки поставляются дополнительно или в качестве запасных, должны быть отшлифованы на патроне, в противном случае точность центровки не будет соответствовать нормам. Эта работа может быть сделана на заводе BISON за доплату.

## КАЛЕНЫЕ СБОРНЫЕ КУЛАЧКИ (КОМПЛЕКТ)[1)]

Для патронов
32**, 35**, 36**, 37**, 38**

| Размер | Для патронов 32**, 35** | Для патронов 36**, 37** | Для патронов 38** |
|---|---|---|---|
| мм | 3-Кулачковые | 4-Кулачковые | 6-Кулачковые |
| 125 | 398535320500 | 398539220700 | 398540320100 |
| 160 | 398535330700 | 398539230900 | 398540330300 |
| 200 | 398535340900 | 398539240000 | 398540340500 |
| 250 | 398535350000 | 398539250200 | 398540350700 |
| 315 | 398535360200 | 398539260400 | 398540360900 |
| 400 | 398535370400 | 398539270600 | 398540370000 |
| 500 | 398535380600 | 398539280800 | 398540380200 |
| 630 | 398535390800 | 398539290000 | 398540390400 |
| 800 | 398535400200 | 398539291200 | 398540391700 |
| 1000 | 398535401500 | 398539292500 | 398540392000 |

## МЯГКИЕ СБОРНЫЕ КУЛАЧКИ (КОМПЛЕКТ)



Для патронов
3105, 32**, 35**, 36**, 37**, 38**

| Размер | Для патронов 3105 | Для патронов 32**, 35** | Для патронов 36**, 37** | Для патронов 38** |
|---|---|---|---|---|
| мм | 2-Кулачковые | 3-Кулачковые | 4-Кулачковые | 6-Кулачковые |
| 125 | - | 398535520700 | 398539420900 | 398540521600 |
| 160 | 398530010000 | 398535530900 | 398539430000 | 398540531800 |
| 200 | 398530020100 | 398535540000 | 398539440200 | 398540541000 |
| 250 | 398530030300 | 398535550200 | 398539450400 | 398540551100 |
| 315 | 398530040500 | 398535560400 | 398539460600 | 398540561300 |
| 400 | 398530110000 | 398535570600 | 398539470800 | 398540571500 |
| 500 | - | 398535580800 | 398539480000 | 398540580400 |
| 630 | - | 398535590000 | 398539490100 | 398535601700 |
| 800 | - | 398535600400 | 398539491400 | 398535602000 |
| 1000 | - | 398535611900 | 398539492700 | 398535603200 |

## ПЕРЕВОРАЧИВАЮЩИЕСЯ КУЛАЧКИ (КОМПЛЕКТ)

Для патронов
4505, 4705, 4605, 4805

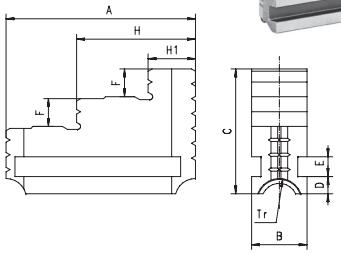


| Размер | Для патронов 4505, 4705 | Для патронов 4605, 4805 | A | B | C | D | E | F | Tr-lewy | H1 | H | кг. |
|---|---|---|---|---|---|---|---|---|---|---|---|---|
| мм | 3-Кулачковые | 4-Кулачковые | | | | | | | | | | |
| 200 | 398575150800 | 398575260000 | 85 | 25 | 58 | 11,0 | 10 | 12 | Tr 18 x 2 | 25,0 | 56,0 | 0,55 |
| 250 | 398575160000 | 398575270200 | 91 | 28 | 61 | 10,0 | 10 | 14 | Tr 18 x 2 | 26,5 | 60,0 | 0,76 |
| 315 | 398575170100 | 398575280400 | 125 | 32 | 73 | 13,5 | 12 | 18 | Tr 24 x 3 | 27,0 | 76,0 | 1,60 |
| 400 | 398575550100 | 398575710600 | 145 | 36 | 90 | 12,0 | 14 | 22 | Tr 24 x 3 | 35,0 | 98,2 | 1,80 |
| 500 | 398575560300 | 398575720800 | 180 | 40 | 100 | 15,0 | 14 | 26 | Tr 26 x 3 | 49,7 | 119,3 | 3,85 |
| 630 | 398575570500 | 398575730000 | 225 | 50 | 108 | 14,0 | 14 | 28 | Tr 26 x 3 | 65,0 | 148,0 | 4,50 |

## МЯГКИЕ ЦЕЛЬНЫЕ КУЛАЧКИ (КОМПЛЕКТ)

Для патронов
4505, 4705, 4605, 4805

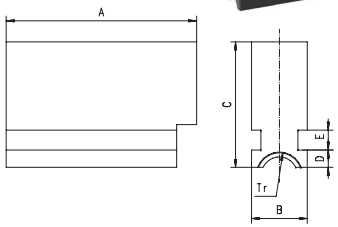


| Размер | Для патронов 4505, 4705 | Для патронов 4605, 4805 | A | B | C | D | E | F | Tr-lewy | H1 | H | кг. |
|---|---|---|---|---|---|---|---|---|---|---|---|---|
| мм | 3-Кулачковые | 4-Кулачковые | | | | | | | | | | |
| 200 | 398575190500 | 398575300000 | 85 | 25 | 58 | 11,0 | 10 | 12 | Tr 18 x 2 | 25,0 | 56,0 | 0,55 |
| 250 | 398575200000 | 398575310200 | 91 | 28 | 61 | 10,0 | 10 | 14 | Tr 18 x 2 | 26,5 | 60,0 | 0,76 |
| 315 | 398575210100 | 398575320400 | 125 | 32 | 73 | 13,5 | 12 | 18 | Tr 24 x 3 | 27,0 | 76,0 | 1,60 |
| 400 | 398575610500 | 398575750300 | 145 | 36 | 90 | 12,0 | 14 | 22 | Tr 24 x 3 | 35,0 | 98,2 | 1,80 |
| 500 | 398575620700 | 398575760500 | 180 | 40 | 100 | 15,0 | 14 | 26 | Tr 26 x 3 | 49,7 | 119,3 | 3,85 |
| 630 | 398575630900 | 398575770700 | 225 | 50 | 108 | 14,0 | 14 | 28 | Tr 26 x 3 | 65,0 | 148,0 | 4,50 |

## МАСТЕР КУЛАЧКИ (РЕЙКИ) (КОМПЛЕКТ)

Для патронов
4505, 4705, 4605, 4805

| Размер | Для патронов 4505, 4705 | Для патронов 4605, 4805 |
|---|---|---|
| мм | 3-Кулачковые | 4-Кулачковые |
| 200 | 398575230500 | 398575340800 |
| 250 | 398575240700 | 398575350000 |
| 315 | 398575250900 | 398575360100 |
| 400 | 398575650200 | 398575810700 |
| 500 | 398575660400 | 398575820900 |
| 630 | 398575670600 | 398575830000 |

1) Кулачки поставляются дополнительно или в качестве запасных, должны быть отшлифованы на патроне, в противном случае точность центровки не будет соответствовать нормам. Эта работа может быть сделана на заводе BISON за доплату.



http://vpspt.ru • e-mail: volgaooo@yandex.ru • tel. +7 (8352) 37 87 30 • fax +7 (8352) 50 01 10

## ПЕРЕВОРАЧИВАЮЩИЕСЯ КАЛЕННЫЕ КУЛАЧКИ (КОМПЛЕКТ)

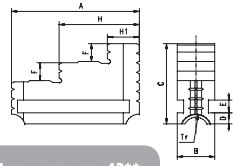

Для патронов 43**

| Размер мм | Для патронов 43** 4-Кулачковые | A | B | C | D | E | F | H1 | H | Tr-левый | кг. |
|---|---|---|---|---|---|---|---|---|---|---|---|
| 85 | 398573100200 | 34,0 | 13 | 30,0 | 4,5 | 5 | 7 | 8,0 | 17,5 | Tr 16x2 | 0,10 |
| 100 | 398574010100 | 34,0 | 13 | 30,0 | 4,5 | 5 | 7 | 8,0 | 17,5 | Tr 16x2 | 0,10 |
| 125 | 398573110400 | 51,0 | 16 | 34,5 | 6,0 | 5 | 8 | 12,5 | 31,5 | Tr 18x4 | 0,12 |
| 160 | 398573110400 | 51,0 | 16 | 34,5 | 6,0 | 5 | 8 | 12,5 | 31,5 | Tr 18x4 | 0,12 |
| 200 | 398573120600 | 81,0 | 32 | 63,0 | 8,7 | 10 | 14 | 17,5 | 48,5 | Tr 28x5 | 0,72 |
| 250 | 398573130800 | 96,5 | 32 | 63,0 | 8,7 | 10 | 14 | 23,0 | 59,0 | Tr 28x5 | 1,30 |
| 315 | 398573140000 | 111,0 | 40 | 76,5 | 9,7 | 12 | 18 | 27,0 | 67,0 | Tr 32x6 | 1,50 |
| 350 | 398573140000 | 111,0 | 40 | 76,5 | 9,7 | 12 | 18 | 27,0 | 67,0 | Tr 32x6 | 1,50 |
| 400 | 398573150100 | 129,0 | 40 | 76,5 | 9,7 | 12 | 18 | 32,5 | 78,5 | Tr 32x6 | 1,80 |
| 500 | 398573160300 | 152,5 | 52 | 93,5 | 11,7 | 15 | 22 | 35,0 | 93,0 | Tr 36x6 | 3,40 |
| 630 | 398573170500 | 177,0 | 52 | 93,5 | 11,7 | 15 | 25 | 45,0 | 109,0 | Tr 40x6 | 4,00 |
| 800 | 398573180700 | 202,0 | 70 | 114,5 | 15,7 | 20 | 25 | 44,0 | 122,0 | Tr 44x8 | 7,80 |

## МЯГКИЕ ЦЕЛЬНЫЕ КУЛАЧКИ (КОМПЛЕКТ)

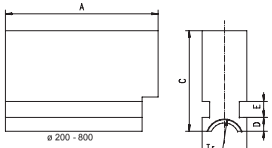

Для патронов 43**

| Размер мм | Для патронов 43** 4-Кулачковые | A | B | C | D | E | F | H1 | H | Tr-левый | кг. |
|---|---|---|---|---|---|---|---|---|---|---|---|
| 85 | - | 34,0 | 13 | 30,0 | 4,5 | 5 | 7 | 8,0 | 17,5 | Tr 16x2 | 0,10 |
| 100 | - | 34,0 | 13 | 30,0 | 4,5 | 5 | 7 | 8,0 | 17,5 | Tr 16x2 | 0,10 |
| 125 | - | 51,0 | 16 | 34,5 | 6,0 | 5 | 8 | 12,5 | 31,5 | Tr 18x4 | 0,12 |
| 160 | - | 51,0 | 16 | 34,5 | 6,0 | 5 | 8 | 12,5 | 31,5 | Tr 18x4 | 0,12 |
| 200 | 398573020500 | 81,0 | 32 | 63,0 | 8,7 | 10 | 14 | 17,5 | 48,5 | Tr 28x5 | 0,72 |
| 250 | 398573030700 | 96,5 | 32 | 63,0 | 8,7 | 10 | 14 | 23,0 | 59,0 | Tr 28x5 | 1,30 |
| 315 | 398573040900 | 111,0 | 40 | 76,5 | 9,7 | 12 | 18 | 27,0 | 67,0 | Tr 32x6 | 1,50 |
| 350 | - | 111,0 | 40 | 76,5 | 9,7 | 12 | 18 | 27,0 | 67,0 | Tr 32x6 | 1,50 |
| 400 | 398573050000 | 129,0 | 40 | 76,5 | 9,7 | 12 | 18 | 32,5 | 78,5 | Tr 32x6 | 1,80 |
| 500 | 398573060200 | 152,5 | 52 | 93,5 | 11,7 | 15 | 22 | 35,0 | 93,0 | Tr 36x6 | 3,40 |
| 630 | 398573070400 | 177,0 | 52 | 93,5 | 11,7 | 15 | 25 | 45,0 | 109,0 | Tr 40x6 | 4,00 |
| 800 | 398573080600 | 202,0 | 70 | 114,5 | 15,7 | 20 | 25 | 44,0 | 122,0 | Tr 44x8 | 7,80 |

## КАЛЕНЫЕ НАКЛАДНЫЕ КУЛАЧКИ (КОМПЛЕКТ)



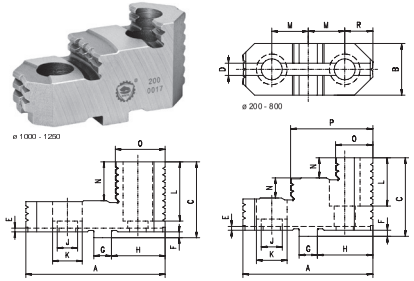

Для патронов 43**

| Размер мм | Для патронов 43** 4-Кулачковые | A | B | C | D | E | F -0,03 | G +0,01 | H | J | K | L | M | N | 0 | P | R | кг. |
|---|---|---|---|---|---|---|---|---|---|---|---|---|---|---|---|---|---|---|
| 200 | 398573620000 | 82 | 34 | 43,5 | 7,95 | 4 | 3,2 | 12,69 | 35,2 | 11 | 18 | 21,5 | 22,25 | 9,5 | 22,0 | 53,0 | 19,3 | 0,5 |
| 250 | 398573630200 | 96,5 | 34 | 51,5 | 12,71 | 4 | 3,2 | 19,04 | 40,0 | 14 | 20 | 26,5 | 27,00 | 12,0 | 25,0 | 62,0 | 22,5 | 0,7 |
| 315 | 398573640400 | 112,5 | 42 | 55,0 | 12,71 | 4 | 3,2 | 19,04 | 47,9 | 14 | 20 | 27,5 | 31,75 | 13,0 | 27,0 | 70,5 | 25,7 | 1,3 |
| 400 | 398573650600 | 129 | 42 | 64,5 | 12,71 | 4 | 6,3 | 19,04 | 57,4 | 18 | 26 | 32,0 | 38,10 | 13,5 | 26,5 | 79,0 | 28,8 | 2,1 |
| 500 | 398573660800 | 136 | 54 | 74,5 | 12,71 | 4 | 6,3 | 19,04 | 58,0 | 22 | 33 | 39,5 | 38,10 | 18,0 | 37,5 | 87,0 | 29,4 | 3,0 |
| 630 | 398573670000 | 136 | 54 | 82,0 | 12,71 | 4 | 6,3 | 19,04 | 58,0 | 22 | 33 | 43,0 | 38,10 | 21,0 | 37,5 | 87,0 | 29,4 | 3,0 |
| 800 | 398573680100 | 136 | 72 | 88,0 | 12,71 | 4 | 6,3 | 19,04 | 58,0 | 22 | 33 | 46,0 | 38,10 | 24,0 | 40,0 | 89,0 | 29,4 | 4,2 |
| 915 | 398574490000 | 160 | 72 | 97,0 | 12,71 | 4 | 6,3 | 19,04 | 58,0 | 22 | 33 | 71,0 | 38,10 | 50,0 | 60,0 | - | 29,4 | 4,2 |
| 1000 | 398574490000 | 160 | 72 | 97,0 | 12,71 | 4 | 6,3 | 19,04 | 58,0 | 22 | 33 | 71,0 | 38,10 | 50,0 | 60,0 | - | 29,4 | 4,2 |
| 1250 | 398574490000 | 160 | 72 | 97,0 | 12,71 | 4 | 6,3 | 19,04 | 58,0 | 22 | 33 | 71,0 | 38,10 | 50,0 | 60,0 | - | 29,4 | 4,2 |

## МАСТЕР КУЛАЧКИ (РЕЙКИ) (КОМПЛЕКТ)

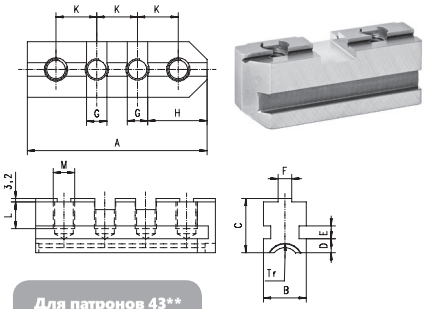

Для патронов 43**

| Размер мм | Для патронов 43** 4-Кулачковые | A | B | C | D | E | F -0,03 | G +0,01 | H | J | K | L | M | Tr-левый | кг. |
|---|---|---|---|---|---|---|---|---|---|---|---|---|---|---|---|
| 200 | 398573520000 | 79 | 32 | 32 | 8,7 | 10 | 7,94 | 12,69 | 33,2 | 4,0 | 22,25 | 14 | M10 | Tr 28x5 | 0,6 |
| 250 | 398573530100 | 94 | 32 | 38 | 8,7 | 10 | 12,7 | 19,04 | 37,5 | 4,0 | 27,00 | 20 | M12 | Tr 28x5 | 0,9 |
| 315 | 398573540300 | 110 | 40 | 39 | 9,7 | 12 | 12,7 | 19,04 | 45,4 | 4,0 | 31,75 | 17,5 | M12 | Tr 32x6 | 1,1 |
| 400 | 398573550500 | 129 | 40 | 44 | 9,7 | 12 | 12,7 | 19,04 | 54,9 | 7,2 | 38,10 | 22 | M16 | Tr 32x6 | 1,2 |
| 500 | 398573560700 | 168 | 52 | 59 | 11,7 | 15 | 12,7 | 19,04 | 55,5 | 7,2 | 38,10 | 33,5 | M20 | Tr 36x6 | 1,5 |
| 630 | 398573570900 | 206 | 52 | 59 | 11,7 | 15 | 12,7 | 19,04 | 55,5 | 7,2 | 38,10 | 33,5 | M20 | Tr 40x6 | 2,4 |
| 800 | 398573580000 | 206 | 70 | 59 | 15,7 | 20 | 12,7 | 19,04 | 55,5 | 7,2 | 38,10 | 33,5 | M20 | Tr 44x8 | 2,4 |
| 915 | 398573590200 | 244 | 70 | 59 | 15,7 | 20 | 12,7 | 19,04 | 55,5 | 7,2 | 38,10 | 33,5 | M20 | Tr 44x6 | 5,4 |
| 1000 | 398573590200 | 244 | 70 | 59 | 15,7 | 20 | 12,7 | 19,04 | 55,5 | 7,2 | 38,10 | 33,5 | M20 | Tr 44x6 | 5,4 |
| 1250 | 398573590200 | 244 | 70 | 59 | 15,7 | 20 | 12,7 | 19,04 | 55,5 | 7,2 | 38,10 | 33,5 | M20 | Tr 44x6 | 5,4 |

## КАЛЕНЫЕ СБОРНЫЕ КУЛАЧКИ (КОМПЛЕКТ)



Для патронов 43**

| Размер мм | Для патронов 43** 4-Кулачковые |
|---|---|
| 200 | 398573820200 |
| 250 | 398573830400 |
| 315 | 398573840600 |
| 400 | 398573850800 |
| 500 | 398573860000 |
| 630 | 398573870100 |
| 800 | 398573880300 |
| 915 | 398574290800 |
| 1000 | 398574290800 |
| 1250 | 398574290800 |

## ЦЕЛЬНЫЕ КАЛЕНЫЕ КУЛАЧКИ (КОМПЛЕКТ)

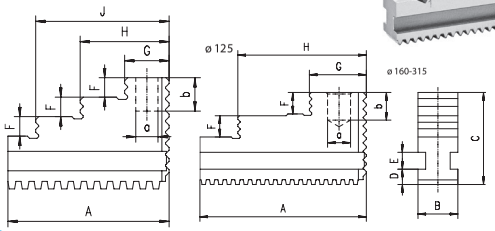


| Размер | Для патронов 3404 | A | B | C | D | E | F | G | H | J | a | b | кг. |
|---|---|---|---|---|---|---|---|---|---|---|---|---|---|
| мм | 3-Кулачковые | | | | | | | | | | | | |
| 125 | 398530910800 | 58,0 | 14 | 40 | 6,5 | 7 | 7,0 | 16,0 | 32,0 | 48 | 8 | 12 | 0,4 |
| 160 | 398530920000 | 69,0 | 20 | 45 | 7,5 | 9 | 8,0 | 26,0 | 58,0 | - | 10 | 12 | 1,0 |
| 200 | 398530930100 | 90,0 | 22 | 50 | 8,0 | 9 | 11,5 | 33,0 | 72,5 | - | 12 | 15 | 1,5 |
| 250 | 398530940300 | 108,5 | 26 | 60 | 10,0 | 11 | 14,0 | 36,0 | 83,0 | - | 15 | 20 | 2,6 |
| 315 | 398530950500 | 132,0 | 32 | 70 | 12,0 | 14 | 17,0 | 41,5 | 104,5 | - | 20 | 20 | 4,4 |

## КАЛЕНЫЕ СБОРНЫЕ КУЛАЧКИ (КОМПЛЕКТ)

Для патронов 3404

| Размер | Для патронов 3404 |
|---|---|
| мм | 3-Кулачковые |
| 125 | 398531210000 |
| 160 | 398531220100 |
| 200 | 398531230300 |
| 250 | 398531240500 |
| 315 | 398531250700 |

## КАЛЕНЫЕ НАКЛАДНЫЕ КУЛАЧКИ (КОМПЛЕКТ)

Для патронов 3404

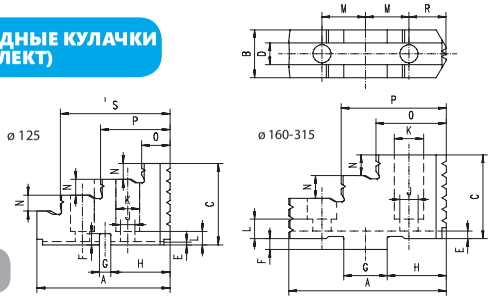


| Размер | Для патронов 3404 | A | B h11 | C | D H9 | E | F | G h7 | H | J | K | L | M | N | 0 | P | R | S | кг. |
|---|---|---|---|---|---|---|---|---|---|---|---|---|---|---|---|---|---|---|---|
| мм | 3-Кулачковые | | | | | | | | | | | | | | | | | | |
| 125 | 398531081300 | 59,0 | 20 | 36,0 | 14 | 1,5 | 5,0 | 5 | 26,0 | 6,4 | 10,4 | 6,0 | 10 | 7,0 | 16,0 | 31 | 18,5 | 47 | 0,18 |
| 160 | 398531082600 | 63,0 | 20 | 37,0 | 8 | 3,0 | 4,5 | 18 | 23,0 | 8,4 | 13,5 | 9,0 | 16 | 7,5 | 27,0 | 40 | 16,0 | - | 0,25 |
| 200 | 398531083900 | 72,5 | 22 | 43,5 | 10 | 3,5 | 5,0 | 20 | 27,0 | 8,4 | 13,5 | 9,0 | 20 | 9,5 | 33,0 | 58 | 17,0 | | 0,35 |
| 250 | 398531084100 | 91,0 | 30 | 55,0 | 12 | 3,5 | 5,0 | 20 | 30,0 | 13,0 | 19,0 | 7,0 | 20 | 14,0 | 40,5 | 81 | 20,0 | - | 0,50 |
| 315 | 398531085400 | 105,0 | 35 | 60,0 | 12 | 6,5 | 5,0 | 26 | 35,3 | 13,0 | 19,0 | 15,5 | 27 | 15,0 | 40,0 | 95 | 21,0 | - | 0,80 |

## МЯГКИЕ НАКЛАДНЫЕ КУЛАЧКИ (КОМПЛЕКТ)

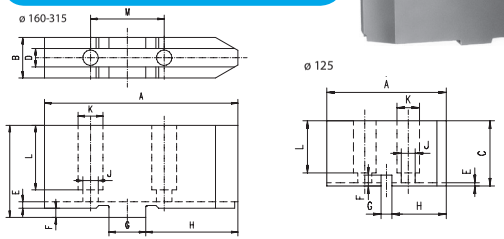


| Размер | Для патронов 3404 | A | B | C | D H9 | E | F | G h7 | H | J | K | L | M | кг. |
|---|---|---|---|---|---|---|---|---|---|---|---|---|---|---|
| мм | 3-Кулачковые | | | | | | | | | | | | | |
| 125 | 398531030100 | 55 | 20 | 30 | 14 | 1,5 | 5,0 | 5 | 25 | 6,4 | 10,4 | 24,0 | 20 | 0,6 |
| 160 | 398531040300 | 85 | 20 | 40 | 8 | 4,5 | 3,0 | 18 | 35 | 8,4 | 13,5 | 26,5 | 32 | 1,2 |
| 200 | 398531050500 | 105 | 22 | 50 | 10 | 5,0 | 3,0 | 20 | 40 | 8,4 | 13,5 | 35,0 | 40 | 2,1 |
| 250 | 398531060700 | 125 | 30 | 55 | 12 | 5,0 | 3,5 | 20 | 60 | 13,0 | 19,0 | 41,0 | 40 | 4,2 |
| 315 | 398531070900 | 145 | 35 | 60 | 12 | 6,0 | 3,5 | 26 | 60 | 13,0 | 19,0 | 38,0 | 54 | 6,2 |

Для патронов 3404

Для патронов 3404

| Размер | Для патронов 3404 |
|---|---|
| мм | 3-Кулачковые |
| 125 | 398531270000 |
| 160 | 398531280200 |
| 200 | 398531290400 |
| 250 | 398531292000 |
| 315 | 398531294500 |

## МАСТЕР КУЛАЧКИ (РЕЙКИ) (КОМПЛЕКТ)



Для патронов 3404

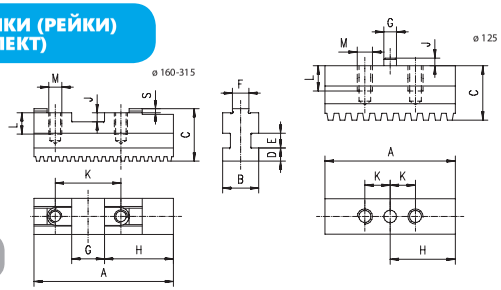


| Размер | Для патронов 3404 | A | B | C | D | E | F | G H71) | H | J | K | L | M | S | кг. |
|---|---|---|---|---|---|---|---|---|---|---|---|---|---|---|---|
| мм | 3-Кулачковые | | | | | | | | | | | | | | |
| 125 | 398530970900 | 51,5 | 14 | 21,5 | 6,5 | 7 | - | 5 | 25,75 | 3,0 | 10 | 10 | M6 | - | 0,3 |
| 160 | 398530980000 | 65,0 | 20 | 26,5 | 7,5 | 9 | 8 | 18 | 28,00 | 5,0 | 32 | 12 | M8 | 2,5 | 0,6 |
| 200 | 398530990200 | 85,0 | 22 | 28,5 | 8,0 | 9 | 10 | 20 | 42,00 | 5,5 | 40 | 12 | M8 | 2,5 | 0,9 |
| 250 | 398531000600 | 87,5 | 26 | 36,0 | 10,0 | 11 | 12 | 20 | 41,50 | 5,5 | 40 | 17 | M12 | 3,0 | 1,8 |
| 315 | 398531010800 | 125,0 | 32 | 42,0 | 12,0 | 14 | 12 | 26 | 69,00 | 7,0 | 54 | 17 | M12 | 3,0 | 3,0 |



http://vpspt.ru • e-mail: volgaooo@yandex.ru • tel. +7 (8352) 37 87 30 • fax +7 (8352) 50 01 10

## ПРЯМЫЕ КАЛЕНЫЕ КУЛАЧКИ С ДВОЙНОМ НАПРАВЛЯЮЩИМИ (КОМПЛЕКТ)

| Размер | Для патронов 3202, 3203 | Для патронов 3602, 3603 | A | B | C | D | E | F | G | H | J | кг. |
|---|---|---|---|---|---|---|---|---|---|---|---|---|
| мм | 3-Кулачковые | 4-Кулачковые | | | | | | | | | | |
| 160 | 398533610000 | 398536810600 | 70 | 20 | 56 | 8,0 | 6 | 18 | 12 | 19 | 45,0 | 0,54 |
| 200 | 398533620100 | 398536820800 | 85 | 25 | 62 | 9,0 | 6 | 18 | 12 | 23 | 57,0 | 0,60 |
| 250 | 398533630300 | 398536830000 | 105 | 28 | 74 | 11,0 | 8 | 23 | 15 | 28 | 69,5 | 1,06 |
| 315 | 398533640500 | 398536840100 | 125 | 32 | 90 | 12,7 | 10 | 29 | 19 | 34 | 83,0 | 1,74 |
| 400 | 398533650700 | 398536850300 | 145 | 36 | 107 | 15,0 | 10 | 29 | 22 | 36 | 99,0 | 2,74 |
| 500 | 398533660900 | 398536851600 | 180 | 40 | 120 | 16,0 | 12 | 34 | 26 | 50 | 119,5 | 4,86 |
| 630 | 398533670000 | 398536852900 | 225 | 50 | 130 | 16,0 | 12 | 34 | 28 | 66 | 149,0 | 7,71 |

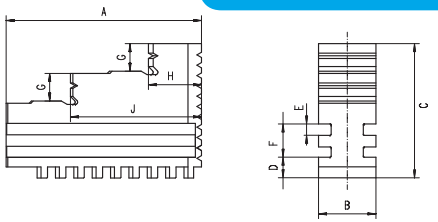




Для патронов 3202, 3203, 3602, 3603

## ОБРАТНЫЕ КАЛЕНЫЕ КУЛАЧКИ С ДВОЙНОМ НАПРАВЛЯЮЩИМИ (КОМПЛЕКТ)

| Размер | Для патронов 3202, 3203 | Для патронов 3602, 3603 | A | B | C | D | E | F | G | K | L | кг. |
|---|---|---|---|---|---|---|---|---|---|---|---|---|
| мм | 3-Кулачковые | 4-Кулачковые | | | | | | | | | | |
| 160 | 398533710000 | 398536860500 | 70 | 20 | 56 | 8,0 | 6 | 18 | 12 | 23,0 | 47,5 | 0,54 |
| 200 | 398533720200 | 398536870700 | 85 | 25 | 62 | 9,0 | 6 | 18 | 12 | 28,0 | 62,0 | 0,60 |
| 250 | 398533730400 | 398536880900 | 105 | 28 | 74 | 11,0 | 8 | 23 | 15 | 28,0 | 69,5 | 1,06 |
| 315 | 398533740600 | 398536890000 | 125 | 32 | 90 | 12,7 | 10 | 29 | 19 | 34,5 | 83,0 | 1,74 |
| 400 | 398533750800 | 398536800500 | 145 | 36 | 107 | 15,0 | 10 | 29 | 22 | 36,0 | 99,0 | 2,74 |
| 500 | 398533760000 | 398536901800 | 180 | 40 | 120 | 16,0 | 12 | 34 | 26 | 50,0 | 119,5 | 4,86 |
| 630 | 398533770100 | 398536902000 | 225 | 50 | 130 | 16,0 | 12 | 34 | 28 | 66,0 | 149,0 | 7,71 |

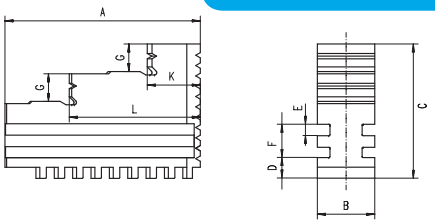




Для патронов 3202, 3203, 3602, 3603

## МЯГКИЕ ЦЕЛЬНЫЕ КУЛАЧКИ С ДВОЙНОМ НАПРАВЛЯЮЩИМИ (КОМПЛЕКТ)

| Размер | Для патронов 3202, 3203 | Для патронов 3602, 3603 | A | B | C | D | E | F | кг. |
|---|---|---|---|---|---|---|---|---|---|
| мм | 3-Кулачковые | 4-Кулачковые | | | | | | | |
| 160 | 398533110500 | 398537110800 | 70 | 20 | 56 | 8,0 | 6 | 18 | 0,54 |
| 200 | 398533120700 | 398537120000 | 85 | 25 | 62 | 9,0 | 6 | 18 | 0,60 |
| 250 | 398533130900 | 398537130100 | 105 | 28 | 74 | 11,0 | 8 | 23 | 1,06 |
| 315 | 398533140000 | 398537140300 | 125 | 32 | 90 | 12,7 | 10 | 29 | 1,74 |
| 400 | 398533150200 | 398537150500 | 145 | 36 | 107 | 15,0 | 10 | 29 | 3,76 |
| 500 | 398533160400 | 398537160700 | 180 | 40 | 120 | 16,0 | 12 | 34 | 8,80 |
| 630 | 398533170600 | 398537170900 | 225 | 50 | 130 | 16,0 | 12 | 34 | 10,22 |

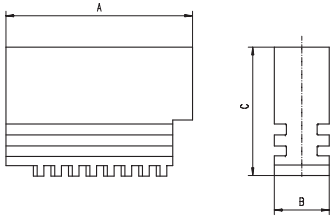

Для патронов 3202, 3203, 3602, 3603

## МАСТЕР КУЛАЧКИ (РЕЙКИ) С ДВОЙНОМ НАПРАВЛЯЮЩИМИ (КОМПЛЕКТ)

| Размер | Для патронов 3202, 3203 | Для патронов 3602, 3603 | A | B | C | D | E | F | G | H | J | K | L | M | кг. |
|---|---|---|---|---|---|---|---|---|---|---|---|---|---|---|---|
| мм | 3-Кулачковые | 4-Кулачковые | | | | | | | | | | | | | |
| 160 | 398533810100 | 398536910700 | 65 | 20 | 39 | 8,0 | 6 | 18 | 7,94 | 28,6 | 12,69 | 19,05 | 15,0 | 2xM10 | 0,26 |
| 200 | 398533820300 | 398536920900 | 79 | 25 | 41 | 9,0 | 6 | 18 | 7,94 | 34,9 | 12,69 | 22,25 | 14,0 | 2xM10 | 0,38 |
| 250 | 398533830500 | 398536930000 | 92 | 28 | 47 | 11,0 | 8 | 23 | 12,7 | 39,7 | 19,04 | 27,00 | 16,0 | 2xM10 | 0,60 |
| 315 | 398533840700 | 398536940200 | 110 | 32 | 57 | 12,7 | 10 | 29 | 12,7 | 47,6 | 19,04 | 31,75 | 16,0 | 3xM12 | 1,14 |
| 400 | 398533850900 | 398536950400 | 130 | 36 | 64 | 15,0 | 10 | 29 | 12,7 | 57,1 | 19,04 | 38,10 | 18,8 | 3xM16 | 1,56 |
| 500 | 398533860000 | 398536960600 | 166 | 40 | 74 | 16,0 | 12 | 34 | 12,7 | 57,1 | 19,04 | 38,10 | 32,5 | 4xM20 | 2,58 |
| 630 | 398533800000 | 398536961900 | 210 | 50 | 74 | 16,0 | 12 | 34 | 12,7 | 57,1 | 19,04 | 38,10 | 32,5 | 5xM20 | 3,80 |

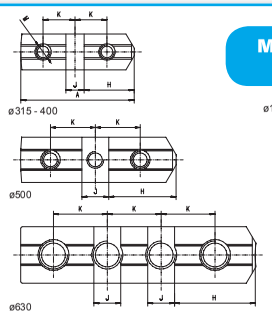


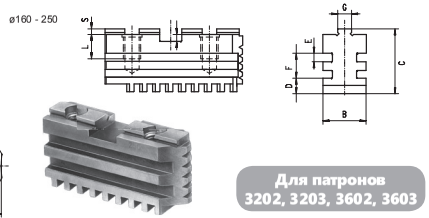


Для патронов 3202, 3203, 3602, 3603

## КАЛЕНЫЕ НАКЛАДНЫЕ КУЛАЧКИ

### ДЛЯ ПАТРОНОВ 2405-К

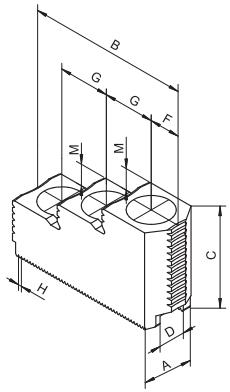


| КОД | Размер | A | B | C | D H7 | F | G | H | M | Резьба | кг |
|---|---|---|---|---|---|---|---|---|---|---|---|
| 398521600400 | 135 | 23 | 53 | 36 | 10,0 | 13,0 | 14 | 1,5 x 60 | 10 | M8 | 0,15 |
| 398521611900 | 160 | 32 | 64 | 43 | 12,0 | 12,5 | 20 | 1,5 x 60 | 10 | M10 | 0,31 |
| 398521711000 | 200 | 35 | 79 | 49 | 14,0 | 14,5 | 25 | 1,5 x 60 | 12 | M12 | 0,56 |
| 398521721100 | 250 | 40 | 102 | 54 | 16,0 | 19,0 | 30 | 1,5 x 60 | 14 | M12 | 1,02 |
| 398521731300 | 315 | 45 | 102 | 58 | 21,0 | 21,0 | 30 | 1,5 x 60 | 14 | M16 | 1,08 |
| 398521741500 | 400 | 50 | 140 | 75 | 25,5 | 27,0 | 43 | 1,5 x 60 | 18 | M20 | 2,16 |

### ДЛЯ ПАТРОНОВ 2405

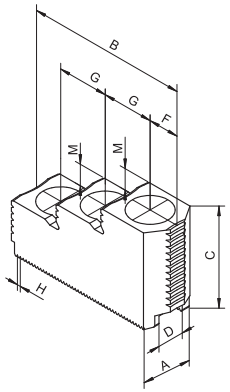


| КОД | Размер | A | B | C | D H7 | F | G | H | M | Резьба | кг |
|---|---|---|---|---|---|---|---|---|---|---|---|
| 398521610600 | 160 | 28 | 76 | 45 | 17 | 14 | 24 | 1/16x90 | 10 | M12 | 0,32 |
| 398521710700 | 200 | 32 | 78 | 49 | 17 | 14,5 | 24,5 | 1/16x90 | 12 | M12 | 0,45 |
| 398521720900 | 250 | 40 | 102 | 58 | 21 | 19 | 32 | 1/16x90 | 14 | M16 | 0,83 |
| 398521730000 | 315 | 40 | 102 | 58 | 21 | 19 | 32 | 1/16x90 | 14 | M16 | 0,82 |
| 398521742800 | 400 | 50 | 140 | 75 | 25,5 | 27 | 43 | 3/32x90 | 18 | M20 | 2,16 |

## МЯГКИЕ НАКЛАДНЫЕ КУЛАЧКИ

### ДЛЯ ПАТРОНОВ 2405-К

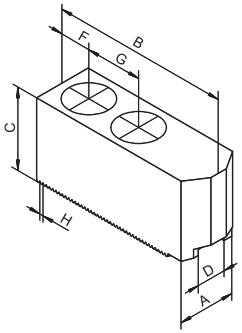


| КОД | Размер | A | B | C | D H7 | F | G | H | Резьба | кг |
|---|---|---|---|---|---|---|---|---|---|---|
| 398521500300 | 135 | 23 | 54 | 25 | 10 | 12 | 14 | 1,5 x 60 | M8 | 0,18 |
| 398521511800 | 160 | 26 | 66 | 28 | 12 | 12 | 20 | 1,5 x 60 | M10 | 0,27 |
| 398521521000 | 200 | 35 | 95 | 38 | 14 | 24 | 25 | 1,5 x 60 | M12 | 0,78 |
| 398521531100 | 250 | 40 | 110 | 42 | 16 | 30 | 30 | 1,5 x 60 | M12 | 1,19 |
| 398521541300 | 315 | 50 | 111 | 50 | 21 | 21 | 30 | 1,5 x 60 | M16 | 1,75 |

## МЯГКИЕ НАКЛАДНЫЕ КУЛАЧКИ

### ДЛЯ ПАТРОНОВ 2405



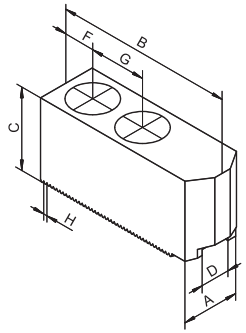


| КОД | Размер | A | B | C | D H7 | F | G | H | Резьба | кг |
|---|---|---|---|---|---|---|---|---|---|---|
| 398521510500 | 160 | 35 | 70 | 40 | 17 | 15 | 24 | 1/16x90 | M12 | 0,54 |
| 398521520700 | 200 | 40 | 90 | 50 | 17 | 15 | 24 | 1/16x90 | M12 | 1,12 |
| 398521530900 | 250 | 45 | 100 | 55 | 21 | 20 | 28 | 1/16x90 | M16 | 1,43 |
| 398521540000 | 315 | 45 | 110 | 70 | 21 | 20 | 28 | 1/16x90 | M16 | 2,21 |

## Т-ОБРАЗНАЯ ВКЛАДКА

### ДЛЯ ПАТРОНОВ 2405-К

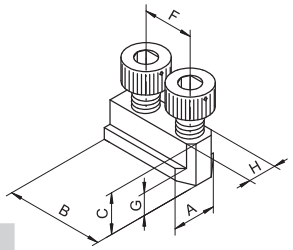


| КОД | Размер | A | B | C | F | G | H h6 | Резьба* | кг |
|---|---|---|---|---|---|---|---|---|---|
| 398522147400 | 135 | 15,0 | 26,0 | 15,0 | 14 | 5,5 | 10,0 | M8x16 | 0,02 |
| 398522108000 | 160 | 17,5 | 36,0 | 18,5 | 20 | 7,5 | 12,0 | M10x20 | 0,04 |
| 398522111200 | 200 | 20,5 | 46,5 | 20,5 | 25 | 8,5 | 14,0 | M12x25 | 0,09 |
| 398522131600 | 250 | 22,5 | 51,0 | 21,5 | 30 | 8,5 | 16,0 | M12x30 | 0,12 |
| 398522132900 | 315 | 29,0 | 55,5 | 27,0 | 30 | 10,5 | 21,0 | M16x30 | 0,21 |
| 398522133100 | 400 | 34,0 | 80,0 | 31,0 | 43 | 12,0 | 25,5 | M20x40 | 0,38 |

* Винтов для Т-образной вкладки не включены

## Т-ОБРАЗНАЯ ВКЛАДКА

### ДЛЯ ПАТРОНОВ 2405

**Размер: 200, 250, 315, 400**

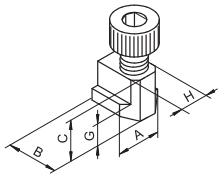


**Размер: 160**

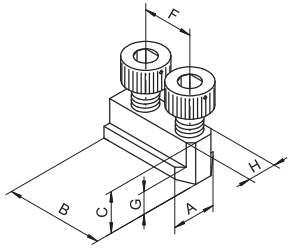


| КОД | Размер | A | B | C | F | G | H h6 | Резьба* | кг |
|---|---|---|---|---|---|---|---|---|---|
| 398522110000 | 160 | 23 | 42 | 21,5 | 24 | 9,5 | 17,0 | M12x25 | 0,10 |
| 398522120100 | 200 | 23 | 19 | 21,5 | - | 9,0 | 17,0 | M12x25 | 0,03 |
| 398522130300 | 250 | 27 | 24 | 25,5 | - | 10,5 | 21,0 | M16x30 | 0,05 |
| 398522130300 | 315 | 27 | 24 | 25,5 | - | 10,5 | 21,0 | M16x30 | 0,05 |
| 398522140500 | 400 | 34 | 30 | 29,0 | - | 12,0 | 25,5 | M20x40 | 0,09 |

* Винтов для Т-образной вкладки - нет в комплектации



http://vpspt.ru • e-mail: volgaooo@yandex.ru • tel. +7 (8352) 37 87 30 • fax +7 (8352) 50 01 10

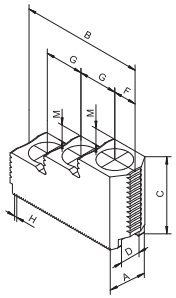

**ДЛЯ ПАТРОНОВ 2488**

| КОД | Размер | A | B | C | D H7 | F | G | H | M | Резьба | кг |
|---|---|---|---|---|---|---|---|---|---|---|---|
| 398521710700 | 200 | 32 | 78 | 49 | 17 | 14,5 | 24,5 | 1/16x90 | 12 | M12 | 0,45 |
| 398521730000 | 315 | 40 | 102 | 58 | 21 | 19,0 | 32,0 | 1/16x90 | 14 | M16 | 0,82 |

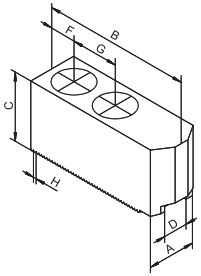

**МЯГКИЕ НАКЛАДНЫЕ КУЛАЧКИ**

**ДЛЯ ПАТРОНОВ 2488**

| КОД | Размер | A | B | C | D H7 | F | G | H | Резьба | кг |
|---|---|---|---|---|---|---|---|---|---|---|
| 398521520700 | 200 | 40 | 90 | 50 | 17 | 15 | 24 | 1/16x90 | M12 | 1,12 |
| 398521540000 | 315 | 45 | 110 | 70 | 21 | 20 | 28 | 1/16x90 | M16 | 2,21 |

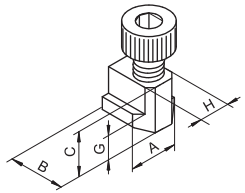


**Т-ОБРАЗНАЯ ВКЛАДКА**

**ДЛЯ ПАТРОНОВ 2488**

| КОД | Размер | A | B | C | F | G | H h6 | Резьба* | кг |
|---|---|---|---|---|---|---|---|---|---|
| 398522120100 | 200 | 23 | 19 | 21,5 | - | 9,0 | 17 | M12x25 | 0,03 |
| 398522130300 | 315 | 27 | 24 | 25,5 | - | 10,5 | 21 | M16x30 | 0,05 |

* Винтов для Т-образной вкладки нет в комплектации

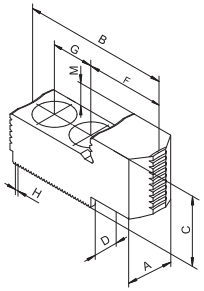


**КАЛЕНЫЕ НАКЛАДНЫЕ КУЛАЧКИ SPECJALNE**

**ДЛЯ ПАТРОНОВ 2409**

| КОД | Размер | A | B | C | D H7 | F | G | H | M | Резьба | кг |
|---|---|---|---|---|---|---|---|---|---|---|---|
| 398521920000 | 160 | 26 | 67 | 29 | 12 | 36 | 18,0 | 1/16x90 | 10 | M10 | 0,24 |
| 398521930200 | 200 | 28 | 85 | 35 | 17 | 47 | 24,0 | 1/16x90 | 10 | M12 | 0,29 |
| 398521940400 | 250 | 32 | 95 | 38 | 17 | 55 | 24,5 | 1/16x90 | 12 | M12 | 0,63 |
| | 315 | 32 | 95 | 38 | 17 | 55 | 24,5 | 1/16x90 | 12 | M12 | 0,63 |
| 398521950600 | 315/300 | 40 | 122 | 44 | 21 | 71 | 32,0 | 1/16x90 | 14 | M16 | 1,17 |

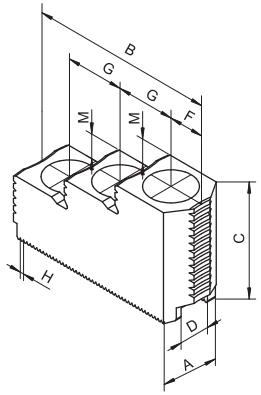

**ДЛЯ ПАТРОНОВ 2409**

| КОД | Размер | A | B | C | D H7 | F | G | H | M | Резьба | кг |
|---|---|---|---|---|---|---|---|---|---|---|---|
| 398521780000 | 160 | 26 | 60 | 39 | 12 | 12,5 | 18,0 | 1/16x90 | 10 | M10 | 0,20 |
| 398521781200 | 200 | 28 | 76 | 45 | 17 | 14,0 | 24,0 | 1/16x90 | 10 | M12 | 0,32 |
| 398521782500 | 250 | 32 | 78 | 49 | 17 | 14,5 | 24,5 | 1/16x90 | 12 | M12 | 0,45 |
| 398521783800 | 315 | 32 | 78 | 49 | 17 | 14,5 | 24,5 | 1/16x90 | 12 | M12 | 0,45 |
| 398521784000 | 315/300 | 40 | 102 | 58 | 21 | 19,0 | 32,0 | 1/16x90 | 14 | M16 | 0,83 |

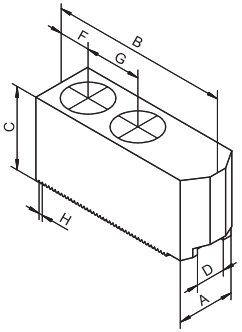

**МЯГКИЕ НАКЛАДНЫЕ КУЛАЧКИ**

**ДЛЯ ПАТРОНОВ 2409**

| КОД | Размер | A | B | C | D H7 | F | G | H | Резьба | кг |
|---|---|---|---|---|---|---|---|---|---|---|
| 398521570600 | 160 | 26 | 56 | 38 | 12 | 11 | 18 | 1/16x90 | M10 | 0,31 |
| 398521510500 | 200 | 35 | 70 | 40 | 17 | 15 | 24 | 1/16x90 | M12 | 0,54 |
| 398521520700 | 250 | 40 | 90 | 50 | 17 | 15 | 24 | 1/16x90 | M12 | 1,12 |
| | 315 | 40 | 90 | 50 | 17 | 15 | 24 | 1/16x90 | M12 | 1,12 |
| 398521530900 | 315/300 | 45 | 100 | 55 | 21 | 20 | 28 | 1/16x90 | M12 | 1,43 |

**Размер: 160, 200**

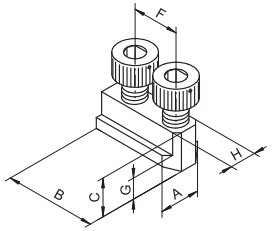


**Размер: 250, 315, 315/300**

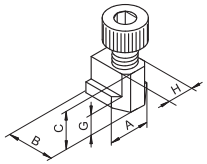


**Т-ОБРАЗНАЯ ВКЛАДКА**

**ДЛЯ ПАТРОНОВ 2409**

| КОД | Размер | A | B | C | F | G | H h6 | Резьба* | кг |
|---|---|---|---|---|---|---|---|---|---|
| 398522151000 | 160 | 17,5 | 34 | 16,0 | 18 | 7,5 | 12 | M10x20 | 0,04 |
| 398522110000 | 200 | 23 | 42 | 21,5 | 24 | 9,5 | 17 | M12x25 | 0,10 |
| 398522120100 | 250 | 23 | 19 | 21,5 | - | 9,0 | 17 | M12x25 | 0,03 |
| | 315 | 23 | 19 | 21,5 | - | 9,0 | 17 | M12x25 | 0,03 |
| 398522130300 | 315/300 | 27 | 24 | 25,5 | - | 10,5 | 21 | M16x30 | 0,05 |

* Винтов для Т-образной вкладки нет в комплектации